



Parks, Recreation and Historic Preservation

2020 Recreational Boating Report



Table of Contents

Executive Summary:	3
Law Enforcement Activity:	6
Vessel Registrations:	
County and Length	8
Length and Hull Material	10
Accident History 1970-2020:	11
Accident Analysis 2020:	
County and Waterway	14
Accident Type	19
Accident Type and Operation	20
Accident Cause	23
Accident Type and Cause	24
Vessel Type and Accident Type	27
Operator Age	31
Operator Age and Education	32
Operator Age and Experience	33
Injuries	34
Summary of Fatal Accidents	35
Fatal Accident Analysis 2005-2020:	
Vessel Operation	38
Accident Type	39
Accident Cause	40
Cause of Fatality	41
Month of the Year	42
Day of the Week	43
Time of Day	44
Paddle Craft Analysis 2005-2020:	45
PWC History 1992-2020:	46
Boating Safety Education:	
Education History 2000-2020	47
Student Age	48

Executive Summary

This recreational boating report has been organized to help us better understand why accidents happen, while affording possible insights as to how to prevent them.

2020 has been a unique year which brought on various challenges big or small to those living in New York State. Recreational boating has been a valuable respite to residents looking to get out and get back in touch with nature. Due to this we saw a heavy concentration of boaters on the waterways as compared to past years because it was one of the few ways to practice social distancing while being outdoors. Compared to the 440,381 registered powerboats in 2019, 2020 had a total of 433,457 registrations, of which, 431,229 were registered for recreational purposes. Recreational boating is a large part of the economy in the Empire State and will continue to be a big piece for the state.



In 2020, New York had 31 fatal boating accidents reported. This is the highest New York has had since 2003. Many of these fatalities were individuals between the ages of 21-60. With the continued phasing in of Brianna's Law continuing in 2022 and ending in 2025 with all ages required to take a Safe Boating Course, we can bring these numbers back down with the hope that New York residents can continue to have a fun but safe experience on the water. New York's fatality

rate was 7.15 deaths per each 100,000-registered watercraft in 2020. The long-term average is 4.60 as calculated since the year 2000. Overall, New York in 2020 had fewer total accidents (240) and injuries (127) reported compared to the previous year.

If you compare 2020 to 1973, New York's worst year on record, recreational boating deaths in New York State are significantly less than what they were. Meanwhile there are 61,693 more registered boats and vastly more unregistered paddle craft. This decrease can largely be contributed to a few key factors. The federal government created many important safety standards for boat manufacturers, most notable the Federal Boat Safety Act of 1971. Improvements in technology, such as the cell phone have allowed for faster response and increased availability of communication with boaters in need. Improvements in PFDs have made them far more comfortable to wear. Specific PFDs have been developed to maximize safety for specific on water activities such as wake boarding and personal watercraft operation, as well as a new labeling system rolling out on future PFD's making it easier for users to know how the effectiveness of the PFD's

being used. Legislation has strengthened BWI laws and changed the perception of drinking alcohol on the water. Changes to boater education laws have expanded the mandatory requirements first from youths, then to personal watercraft operators and now to include all boat operators born after January 1, 1993, and later all ages by 2025. Online education has further made boating education accessible to all. Availability of equipment, training and funding through grant programs have led to an enhanced marine law enforcement capability.

What causes recreational boating accidents fatalities on the water in New York? The obvious answer on the leading type of boating deaths is drowning. During the period 2005 - 2020, 82% of all victims were not wearing a PFD. It is impossible to tell how many people have been saved by wearing a PFD but the potential consequences of not wearing one are clear. We also know how deadly of an impact unexpected cold-water



immersion can be in both the early and late boating seasons. There are far fewer reported accidents during the cold weather months, but a much higher percentage of them result in a fatality. Cold water immersion can overcome a victim significantly faster than the effects of hypothermia. This is because the physiology of cold-water immersion involves uncontrollable physical reactions such as a gasp reflex, hyperventilation, unconsciousness, elevated heart rate and vasoconstriction. All of which can quickly overcome a boater in distress. A properly fastened PFD, along with proper cold weather clothing, is the surest way to ensure survival in cold water longer. This, coupled with the fact that most of boating deaths involve boats less than 21 feet in length, led to legislation requiring everyone on watercraft of that length and smaller to wear a PFD between November 1st and May 1st. Following the passage of this legislation New York has seen a decrease in the percentage of fatalities occurring during that time.

Alcohol and drug use are another significant cause of fatal boating accidents in New York. Between 2005 and 2020, alcohol and drug use were found to be the primary contributing factor in 72 fatalities (21.6%), of all boating deaths. In 2020 alcohol or drugs are known to have been present in four of the total fatalities for the year. These substances can impair both judgment and reaction time. Alcohol also causes blood vessels to dilate which contributes to heat loss. This leads to an increased rate that hypothermia sets in when exposed to the cold.

Non-motorized watercraft represented eight of the thirty-one fatalities (26%) in 2020. The size of the non-motorized segment of the boating population is difficult to determine since a registration is not required in New York State. Most of these accidents involve the victim exiting the craft unexpectedly either by capsizing or falling overboard. Once in the water the use of a PFD may have assisted them in surviving.



In summary, we may now better understand that by taking some simple proactive steps, we can reasonably assure a safe day on the water. First, always assess the risks and wear a PFD when conditions require. Never mix alcohol, drugs, and boating. Add in the environmental stressors from being on the water and it greatly impairs one's ability to

stay alert and react. Of course, it's essential to understand as much as possible about boating before heading out so consider taking a boating safety course. Always equip your boat with the required safety equipment, file a float plan and don't forget to bring a cellphone or marine radio, in the event you need to summon assistance.

Lastly, Congratulations to the National Association of Boating Law Administrators' (NASBLA) 2020 Northern Region awards winners for Educator and Officer of the year. With the Northern Region Educator of the Year recipient going to Mr. Richard Werner who has taught boating education to over 12,000 students in more than 350 sessions through his company Safe Boating America since 2004. Also, congrats to the Northern Region Officer of the Year New York State Trooper Chad Juenker who since 2005 has been beneficial in Marine Law Enforcement. In 2019, Trooper Juenker was tasked with creating and implementing a new in-service training program for the State Police. The program involves all aspects of marine law enforcement, including both classroom and on-water training for all members assigned to the marine, scuba and Special Operations Response Team (SORT) details. Check out <https://www.nasbla.org/about-nasbla/awards> for more info on both winners.

The New York State Office of Parks, Recreation and Historic Preservation (OPRHP) goal is providing the public with a safe and enjoyable boating environment. This is accomplished by developing safe boating habits through education combined with enforcement of the Navigation Law.

Law Enforcement Activity

Law Enforcement Agency	Total Vessel Hours	Total MLE Hours	Searches and Assists	Total Vessel Inspections	OUI Arrests	Total Arrests
County						
ALBANY			0			
ALLEGANY	306	750	12	28	0	3
CATTARAUGUS			0			
CAYUGA	124	352	14	28		15
CHAUTAUQUA	1171	4736	161	631	2	72
CHENANGO			0			
CLINTON			0			
COLUMBIA	156	479	17	16	0	0
CORTLAND	52	160	3	98	0	4
DUTCHESS	649	1391	30	10	0	2
ERIE	681	2154	100	61	0	3
ESSEX						
FULTON	123	262	8	17	0	3
GREENE	303	829	21	24	0	1
HAMILTON	612	1831	21	108	0	36
HERKIMER	937	1603	63	4	0	7
JEFFERSON	206	688	10	35	0	1
LEWIS	0	470	7	21	0	5
LIVINGSTON	1015	2507	112	0	1	14
MADISON	198	280	24	97	0	15
MONROE	837	4123	90	92	0	0
MONTGOMERY	40	102	1	0	0	7
NASSAU	15557	65391	341	740	2	771
NIAGARA	540	1331	21	49	0	4
ONEIDA	939	3074	30	152	2	76
ONONDAGA	764	3479	27	779	15	117
ONTARIO	1965	2340	214	93	1	13
ORANGE	325	1170	6	15	0	1
ORLEANS	203	3356	24	49	0	0
OSWEGO	228	1303	9	243	0	6
OTSEGO	55	285	3	14	0	0
PUTNAM	502	1202	81	17	0	1
ROCKLAND	435	1972	33	24	0	0
ST. LAWRENCE	70	140	1	48	0	0
SARATOGA	968	1992	68	473	0	34
SCHENECTADY	373	1018	12	42	0	0
SCHUYLER	74	207	21	127	0	0
SENECA			0			
STEUBEN	120	464	18	15	0	0
SUFFOLK COUNTY PARKS			0			
SUFFOLK COUNTY POLICE DEPARTMENT	8124	67	1067	276	4	1130

Law Enforcement Agency	Total Vessel Hours	Total MLE Hours	Searches and Assists	Total Vessel Inspections	OUI Arrests	Total Arrests
SUFFOLK COUNTY SHERIFF			0		0	10
SULLIVAN	64	127	4	0		
TOMPKINS	71	548	7	6	0	1
ULSTER	800	1992	97	97	0	16
County (Continued)						
WARREN	451	2285	34	29	0	4
WASHINGTON			0			
WAYNE	441	2226	38	26	0	5
WESTCHESTER	679	5927	132	163	2	55
WYOMING	188	381	8	27	0	
YATES	745	2251	49	976	0	50
NEW YORK CITY	123800	485	462	256	0	1
Municipalities						
ASHAROKEN			0			
BABYLON			0			
BROOKHAVEN			0			
BUFFALO	12	0	5	0	0	0
CARMEL	350	714	13	46	0	9
CAZENOVIA	120	160	5	20	0	1
DOBBS FERRY			0			
DUNKIRK						
EAST HAMPTON	186	1604	69	940	0	32
EVANS			0			
GLEN COVE	720	1807	32	15	0	18
GREENWOOD LAKE	410	917	47	81	2	34
HAMBURG						
HASTINGS	40	112	4	0	0	0
HEMPSTEAD	1126	16510	86	420	0	81
HUNTINGTON	2139	3225	69	140	1	47
IRVINGTON	63	132	6	4	0	0
ISLIP			0			
MAMARONECK	1170	4254	63	180	4	30
NEW ROCHELLE	2671	5807	46	6	0	4
NORTH HEMPSTEAD			0			
NORTHPORT	505	505	15	8	0	5
OSSINING			0			
OYSTER BAY			0			
PHOENIX	15	19	0	0	0	0
PORT CHESTER			0			
POUGHKEEPSIE						
QUOGUE	280	361	6	91	0	66
RIVERHEAD			0			
RYE	517	3887	76	112	0	11
SAG HARBOR			0			
SHELTER ISLAND	585	1831	60	92	0	47
SMITHTOWN			0			
SOUTHAMPTON	3200	3656	291	563	3	1021
SOUTHOLD			0			

Law Enforcement Agency	Total Vessel Hours	Total MLE Hours	Searches and Assists	Total Vessel Inspections	OUI Arrests	Total Arrests
YONKERS			0			
State Agencies						
DEPARTMENT OF ENVIRONMENTAL CONSERVATION	13491	22530	221	15865	1	792
LAKE GEORGE PARK COMMISSION	2806	6434	323	256	2	96
PARK POLICE	1273	4460	89	405	6	109
STATE POLICE	3688	6001	78	749	1	93
Totals	201258	212656	5105	25999	49	4979

2020 Vessel Registrations by County and Length

County	Total	Uncoded	Class A <16'	Class 1 16-25'	Class 2 26-39'	Class 3 40-64'	Class 4 ≥ 65'
ALBANY	8203	16	3157	4427	550	39	14
ALLEGANY	1808	5	656	1124	22	1	0
BRONX	2351	3	966	856	462	42	22
BROOME	6348	10	2853	3185	275	18	7
CATTARAUGUS	2862	6	1009	1742	100	4	1
CAYUGA	5218	17	1831	3101	258	11	0
CHAUTAUQUA	6177	25	1986	3802	341	20	3
CHEMUNG	3430	4	1284	1967	164	10	1
CHENANGO	2126	0	1076	987	57	5	1
CLINTON	5772	12	2662	2843	241	12	2
COLUMBIA	2681	2	1090	1470	111	7	1
CORTLAND	2053	7	893	1100	50	3	0
DELAWARE	1125	0	546	538	40	1	0
DUTCHESS	5856	7	2598	2688	517	41	5
ERIE	23490	67	7931	12941	2337	188	26
ESSEX	4204	9	1664	2391	129	9	2
FRANKLIN	4346	4	2014	2266	58	1	3
FULTON	4443	8	1836	2393	199	4	3
GENESEE	2136	4	805	1249	67	6	5
GREENE	2173	5	784	1223	147	10	4
HAMILTON	1787	8	773	985	17	3	1
HERKIMER	3400	10	1404	1903	78	3	2
JEFFERSON	10761	42	4140	5812	731	34	2
KINGS	4172	0	1633	1480	916	110	33
LEWIS	2201	0	1065	1098	37	1	0
LIVINGSTON	3777	9	1526	2161	72	7	2
MADISON	4355	7	1661	2500	179	6	2
MONROE	25354	57	9978	13552	1640	119	8
MONTGOMERY	1937	8	841	1015	72	1	0
NASSAU	27667	56	9248	12442	5137	717	67
NEW YORK	4200	2	1222	1734	1026	189	27
NIAGARA	7658	30	2504	4441	637	42	4
ONEIDA	10654	31	4302	5918	383	16	4
ONONDAGA	20042	39	7560	11244	1104	86	9

County	Total	Uncoded	Class A <16'	Class 1 16-25'	Class 2 26-39'	Class 3 40-64'	Class 4 >= 65'
ONTARIO	7530	20	2342	4841	300	25	2
ORANGE	7706	20	3656	3478	497	46	9
ORLEANS	1910	0	777	1021	108	3	1
OSWEGO	8643	13	3519	4584	502	25	0
OTSEGO	2406	6	945	1407	43	3	2
PUTNAM	2994	7	1170	1571	223	21	2
QUEENS	5609	9	2266	2327	899	75	33
RENSSELAER	5621	0	2315	2990	290	24	2
RICHMOND	3410	7	1381	1341	609	57	15
ROCKLAND	3593	7	1728	1283	505	54	16
ST LAWRENCE	10296	15	4338	5627	296	14	6
SARATOGA	13918	19	5072	8046	736	39	6
SCHENECTADY	5226	8	2123	2793	284	14	4
SCHOHARIE	1035	0	472	515	42	4	2
SCHUYLER	1579	4	560	935	79	1	0
SENECA	2606	2	857	1592	138	14	3
STEUBEN	4677	2	1637	2918	115	3	2
SUFFOLK	62065	225	18675	30532	11239	1328	66
SULLIVAN	2815	4	1386	1340	72	7	6
TIOGA	2174	1	952	1140	76	4	1
TOMPKINS	3244	4	1013	1989	222	15	1
ULSTER	4991	7	2132	2402	415	31	4
WARREN	7240	34	2157	4481	544	16	8
WASHINGTON	3143	7	1265	1755	114	1	1
WAYNE	6284	21	2331	3496	405	29	2
WESTCHESTER	10542	10	3394	4666	2096	333	43
WYOMING	1709	1	592	1080	31	4	1
YATES	2513	4	788	1663	57	0	1
Out of State	13211	1	4467	7474	1101	151	17
TOTAL	433457	968	159808	227865	40192	4107	517

Registered Vessels: By Length and Hull Material

< 16 FT	O/B	I/B	I/O	SAIL	OTHER	TOTAL
WOOD	1414	68	5	25	34	1546
METAL	21284	29	28	0	352	21693
PLASTIC	6514	3044	211	21	1180	10970
FIBERGLASS	16102	54485	3469	337	5058	79451
INFLATABLE	8240	57	64	6	303	8670
STEEL	577	13	8	0	39	637
ALUMINUM	32699	198	202	14	1870	34983
OTHER	1308	325	33	4	188	1858
TOTAL	88138	58219	4020	407	9024	159808
16-25 FT	O/B	I/B	I/O	SAIL	OTHER	TOTAL
WOOD	1042	1737	107	48	20	2954
METAL	12621	88	619	0	29	13357
PLASTIC	2642	428	725	93	75	3963
FIBERGLASS	64213	13423	68297	2249	833	149015
INFLATABLE	251	8	11	2	1	273
STEEL	586	35	34	1	11	667
ALUMINUM	55067	258	1237	9	225	56796
OTHER	754	19	39	8	20	840
TOTAL	137176	15996	71069	2410	1214	227865
26-39 ft	O/B	I/B	I/O	SAIL	OTHER	TOTAL
WOOD	54	612	17	30	3	716
METAL	166	79	23	2	1	271
PLASTIC	88	312	155	58	4	617
FIBERGLASS	6523	13492	14936	2157	107	37215
INFLATABLE	8	6	3	0	0	17
STEEL	28	42	14	1	7	92
ALUMINUM	947	119	128	9	7	1210
OTHER	16	22	6	5	5	54
TOTAL	7830	14684	15282	2262	134	40192
40-64 FT	O/B	I/B	I/O	SAIL	OTHER	TOTAL
WOOD	2	86	1	6	1	96
METAL	2	11	6	1	1	21
PLASTIC	1	41	5	8	0	55
FIBERGLASS	154	3148	274	233	10	3819
INFLATABLE	0	1	0	0	0	1
STEEL	8	35	4	4	2	53
ALUMINUM	18	24	8	2	1	53
OTHER	2	4	0	0	3	9
TOTAL	187	3350	298	254	18	4107
>65 FT	O/B	I/B	I/O	SAIL	OTHER	TOTAL
WOOD	2	6	1	0	0	9
METAL	6	4	2	0	2	14
PLASTIC	15	5	1	0	0	21
FIBERGLASS	74	210	54	5	19	362
INFLATABLE	24	0	2	0	3	29
STEEL	1	6	0	0	1	8
ALUMINUM	60	6	1	0	2	69
OTHER	0	2	1	0	2	5
TOTAL	182	239	62	5	29	517
Uncoded	O/B	I/B	I/O	SAIL	OTHER	TOTAL
TOTAL	4	2	2	0	960	968

ACCIDENTS

The chart below illustrates registration and accident figures for the years 1970 through 2020. During that period, while vessel registrations have generally risen, to its height in the early 2000s. While fatalities have steadily decreased during that time.

The most common type of boating accident which results in the most injuries is collision between two or more. Boaters must recognize that the waterways are increasingly more crowded, and that vessel operation must be adjusted accordingly. Operators must be constantly aware of what is happening around them. Mixing alcohol or drugs increases the level of danger when boating. Not only is it illegal while operating a vessel under the influence, but the lessening of one's judgment and balance can have deadly consequences. Alcohol and drugs have been shown to be important contributing factors in many fatal incidents.

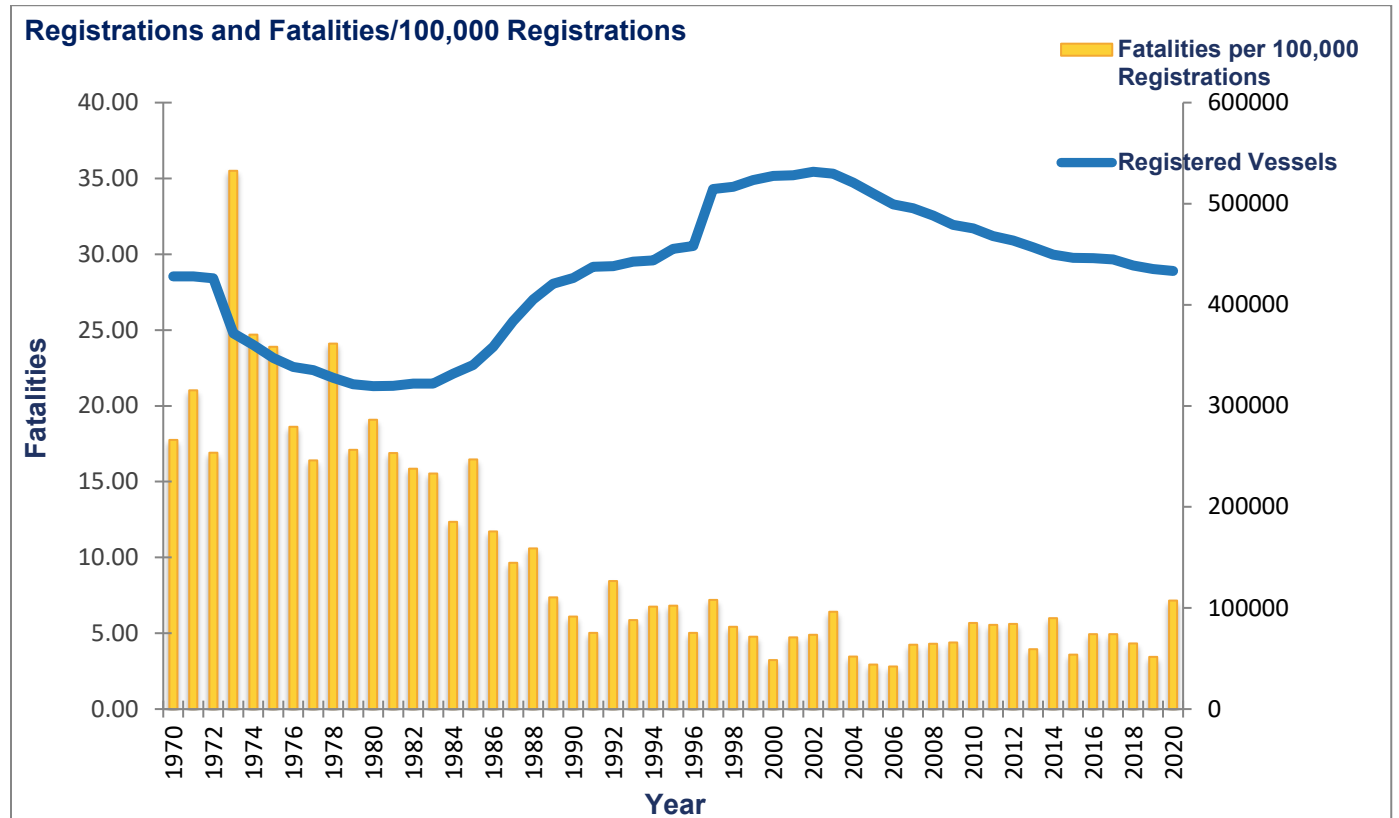
A reduction of collisions and fatalities can also be achieved by showing consideration to other boaters. Boating education classes are also important, but boaters must be willing to apply what they have learned. Tougher laws are making it possible to remove dangerous boaters from our waterways. Education and enforcement must be combined with, and complemented by, fair and enforceable laws.

It is also extremely important to increase the use of PFDs, especially in the off-season when the water is cold and when help may not be able to respond quickly. While legislation mandates that PFDs be worn in those instances, it is still incumbent upon the boater to use their best judgment; if the water is cold, wear a PFD, and dress for the weather.

Reportable Accidents

For Recreational Vessels:

- Loss of Life or Disappearance
- Injury Involving More Than Basic First Aid
- Total Property Damage to any one party in Excess of \$1000



Accident Data: 1970 - 2020

Year	Fatalities per 100,000 Registrations	Registered Vessels	Accidents	Injuries	Fatalities
1970	17.76	427956	293	88	76
1971	21.02	428114	318	87	90
1972	16.90	426030	301	63	72
1973	35.51	371764	349	139	132
1974	24.70	360311	318	68	89
1975	23.90	347211	368	129	83
1976	18.61	338464	420	136	63
1977	16.40	335288	500	132	55
1978	24.10	327782	400	Unknown	79
1979	17.11	321470	293	Unknown	55
1980	19.09	319492	322	196	61
1981	16.89	319641	308	197	54
1982	15.84	321881	309	180	51
1983	15.53	321881	390	248	50
1984	12.36	331742	271	153	41
1985	16.46	340300	319	182	56
1986	11.72	358400	298	157	42
1987	9.64	383868	310	163	37
1988	10.61	405331	362	120	43
1989	7.37	420885	333	109	31
1990	6.09	426617	323	119	26
1991	5.03	437579	265	119	22
1992	8.44	438342	228	130	37
1993	5.87	442745	226	138	26
1994	6.76	443856	222	90	30
1995	6.81	455189	291	130	31
1996	5.02	458092	325	168	23
1997	7.19	514538	322	182	37
1998	5.42	516738	326	181	28
1999	4.78	523321	315	193	25
2000	3.22	527426	288	127	17
2001	4.73	528113	288	140	25
2002	4.89	531579	284	152	26

Year	Fatalities per 100,000 Registrations	Registered Vessels	Accidents	Injuries	Fatalities
2003	6.42	529844	303	137	34
2004	3.46	520758	204	93	18
2005	2.94	510185	219	143	15
2006	2.80	499301	183	101	14
2007	4.24	495623	206	133	21
2008	4.30	488167	215	104	21
2009	4.38	479161	191	78	21
2010	5.68	475688	243	128	27
2011	5.56	467828	226	190	26
2012	5.61	463539	241	126	26
2013	3.94	456909	195	112	18
2014	6.01	449489	194	103	27
2015	3.58	446582	187	98	16
2016	4.93	446117	208	141	22
2017	4.95	444710	181	72	22
2018	4.33	438891	203	108	19
2019	3.45	435213	251	129	15
2020	7.15	433457	240	127	31

Accidents by County and Waterway

County / Waterway	Accidents	Injures	Fatalities
ALBANY	1	1	0
WARNERS LAKE	1	1	0
BRONX	2	1	2
EASTCHESTER BAY	2	1	2
BROOME	0	0	0
CAYUGA	1	1	1
CAYUGA LAKE	1	1	1
CHAUTAUQUA	6	2	2
CHAUTAUQUA LAKE	3	1	1
CONEWANGO CREEK	1	0	1
LAKE ERIE	2	1	0
CLINTON	0	0	0
DUTCHESS	1	0	1
HUDSON RIVER	1	0	1
ERIE	8	5	0
LAKE ERIE	5	2	0
NIAGARA RIVER	3	3	0
ESSEX	0	0	0
FRANKLIN	1	1	0
LAKE KUSHAQUA	1	1	0
FULTON	1	1	0
SACANDAGA RESERVOIR	1	1	0
GREENE	2	0	0
HUDSON RIVER	2	0	0
HAMILTON	0	0	0
HERKIMER	6	8	2
FOURTH LAKE	4	6	1
FULTON CHAIN	1	1	0
STILLWATER RESERVOIR	1	1	1
JEFFERSON	10	2	0
BLACK RIVER BAY	1	1	0
HENDERSON BAY	1	0	0
LAKE ONTARIO	1	0	0
ST. LAWRENCE RIVER	7	1	0

County / Waterway	Accidents	Injures	Fatalities
KINGS	5	6	0
BUTTERMILK CHANNEL	1	1	0
EAST MILL BASIN	1	0	0
EAST RIVER	1	1	0
GRAVESEND BAY	1	3	0
PLUM BEACH CHANNEL	1	1	0
LEWIS	1	1	0
BRANTINGHAM LAKE	1	1	0
LIVINGSTON	2	1	0
CONESUS LAKE	2	1	0
MADISON	0	0	0
MONROE	4	0	1
IRONDEQUOIT BAY	2	0	1
LAKE ONTARIO	2	0	0
MONTGOMERY	1	0	1
BEARDSLEE RESERVOIR	1	0	1
NASSAU	32	24	5
ATLANTIC OCEAN	1	0	0
COLD SPRING HARBOR	1	1	0
FREEPORT CREEK	1	6	1
GARRETT LEAD	1	2	0
HEMPSTEAD HARBOR	1	0	0
HUDSON CHANNEL	1	1	0
ISLAND CREEK	1	0	0
JONES INLET	2	3	2
LONG CREEK	1	0	0
LONG ISLAND SOUND	6	3	1
MERRICK BAY	1	1	0
MIDDLE BAY	2	3	1
MILBURN CREEK	1	0	0
OYSTER BAY	2	1	0
REYNOLD'S CHANNEL	5	1	0
SLOOP CHANNEL	3	2	0
WOODCLEFT CANAL	1	0	0
ZACH'S BAY	1	0	0
NEW YORK	4	2	2
HARLEM RIVER	3	1	2
HUDSON RIVER	1	1	0

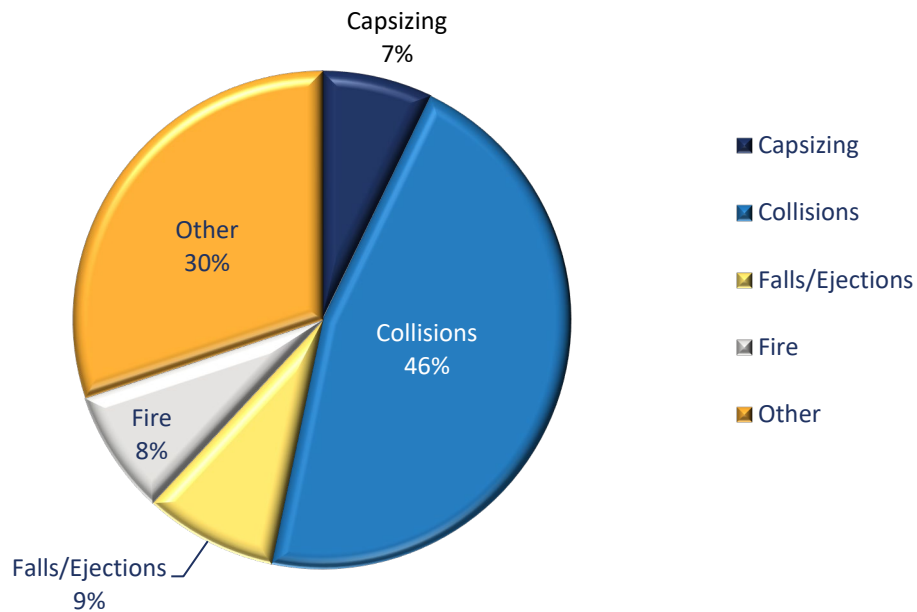
County / Waterway	Accidents	Injures	Fatalities
NIAGARA	2	0	1
ERIE CANAL BARGE	2	0	1
ONEIDA	7	2	3
DELTA LAKE	2	1	0
KAYUTA LAKE	1	1	0
KEUKA LAKE	1	0	0
ONEIDA LAKE	3	0	3
ONONDAGA	6	2	1
ONEIDA LAKE	1	0	0
ONEIDA RIVER	2	0	0
SENECA RIVER	1	1	0
SKANEATELES RIVER	1	1	0
ST. LAWRENCE RIVER	1	0	1
ONTARIO	1	0	0
CANANDAIGUA LAKE	1	0	0
PRIV. POND (TOWN OF HOPEWELL)	1	2	0
ORANGE	4	0	0
GREENWOOD LAKE	2	0	0
HUDSON RIVER	2	0	0
ORLEANS	0	0	0
OSWEGO	4	0	0
LAKE ONTARIO	2	0	0
ONEIDA LAKE	2	0	0
OTSEGO	0	0	0
QUEENS	2	0	0
EAST RIVER	1	0	0
JAMAICA BAY	1	0	0
RICHMOND	2	5	1
RARITAN BAY	2	5	1
ROCKLAND	3	1	0
HUDSON RIVER	3	1	0
SARATOGA	11	5	1
FISH CREEK MARINA	1	0	1
HUDSON RIVER	3	4	0
SACANDAGA RESEVOIR	1	0	0
SARATOGA LAKE	6	1	0
SCHENECTADY	0	0	0
SCHUYLER	0	0	0
SENECA	2	2	1
SENECA LAKE	2	2	1
ST. LAWRENCE	1	1	0
INDIAN RIVER	1	1	0
STEUBEN	1	1	0
KEUKA LAKE	1	1	0
SUFFOLK	56	40	5
COLD SPRING HARBOR	2	3	0

County / Waterway	Accidents	Injures	Fatalities
FORT POND	1	0	1
GREAT SOUTH BAY	13	6	2
GREENPORT HARBOR	1	0	0
HUNTINGTON HARBOR	3	2	0
LAKE MONTAUK	1	1	0
LONG ISLAND SOUND	6	19	1
MASTIC BEACH	1	0	1
McCABES BEACH	1	0	0
MORICHES BAY	1	1	0
NARROWS BAY	1	0	0
NISSEQUOGUE RIVER	1	0	0
NOYAC BAY	2	1	0
NYS BOAT CHANNEL	1	0	0
OYSTER BAY	1	2	0
PECONIC BAY	2	1	0
PORT JEFFERSON HARBOR	1	1	0
SAG HARBOR BAY	10	1	0
SETAUKET HARBOR	1	0	0
SHELTER ISLAND SOUND	3	0	0
SHINNECOCK CANAL	2	1	0
STERLING HARBOR	1	1	0
SULLIVAN	3	2	0
MOHICAN LAKE	1	0	0
SWINGING BRIDGE RESERVOIR	1	1	0
WHITE LAKE	1	1	0
TOMPKINS	1	0	0
CAYUGA LAKE	1	0	0
ULSTER	7	2	0
HUDSON RIVER	5	2	0
LAKE GEORGE	1	0	0
ROUNDOUT CREEK	1	0	0
WARREN	14	5	0
LAKE GEORGE	14	5	0
WASHINGTON	1	0	0
COSSAYUNA LAKE	1	0	0
WAYNE	2	0	1
ERIE BARGE CANAL	1	0	1
SODUS BAY	1	0	0
WESTCHESTER	18	1	0
HUDSON RIVER	4	0	0
LONG ISLAND SOUND	13	1	0
MILTON HARBOR	1	0	0
YATES	3	0	0
KEUKA LAKE	3	0	0

Accident Types

Accident Type	Vessels	Injuries	Fatalities
Capsizing	25	15	8
Carbon Monoxide Poisoning	2	17	2
Collision with Fixed Object	20	6	3
Collision with Floating Object	6	2	0
Collision With Recreational Boat	135	19	5
Falls Onboard Boat	4	3	0
Falls Overboard	6	3	2
Fire/Explosion (Fuel)	11	8	1
Fire/Explosion (Other)	17	0	0
Flooding/Swamping	14	3	1
Grounding	16	8	0
Other	22	6	0
Person Left Or Ejected From Vessel	20	11	6
Sinking	2	1	0
Skier Mishap	8	7	1
Struck by Boat	19	6	0
Struck Submerged Object	18	1	0
Sudden Medical Condition	1	0	1
Unknown	3	1	1

Summary of Accident Types



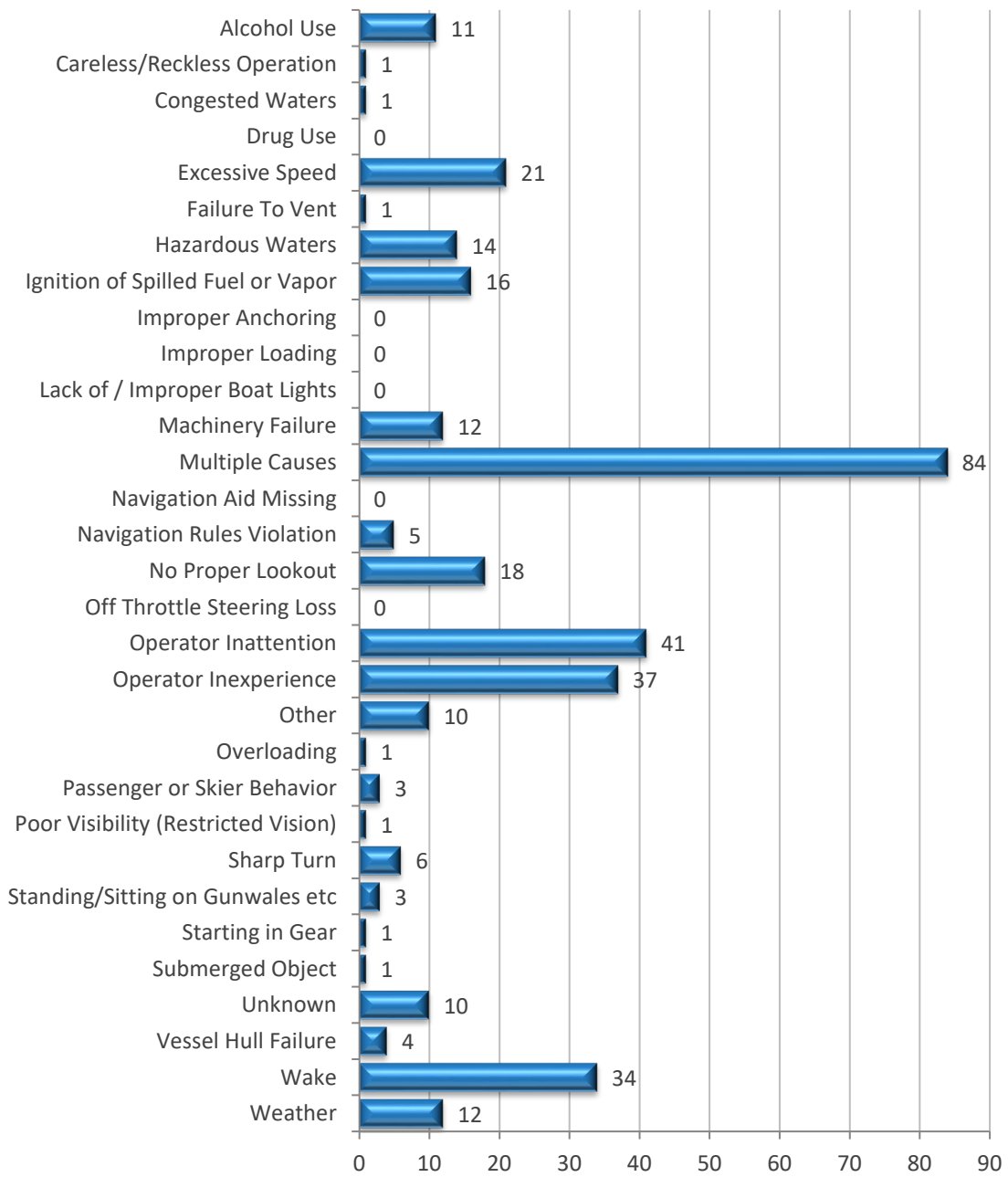
Accident Type and Vessel Operation

Accident Type	Operation	Vessels	Injuries	Fatalities
Capsizing	Changing Speed	1	0	0
	Cruising	12	7	2
	Drifting	2	1	1
	Rowing or Paddling	9	7	5
	Unknown	1		
Carbon Monoxide Poisoning	Cruising	1	17	0
	Tied to Dock/ Mooring	1	0	2
Collision With Fixed Object	Changing Direction	2	2	1
	Cruising	11	4	2
	Docking/Undocking	3	0	0
	Tied to Dock/ Mooring	1	0	0
	Other	1	0	0
	Unknown	1	0	0
Collision With Floating	Cruising	6	2	0
Collision With Recreational Boat	Changing Direction	9	10	2
	Changing Speed	6	2	0
	Changing Speed, Changing	1	0	0
	Cruising	41	14	3
	Cruising, Sailing	1	0	0
	Docking/Undocking	24	0	0
	Drifting	5	1	0
	Launching	1	0	0
	Other	5	0	0
	Tied to Dock/ Mooring	33	0	0
	Unknown	5	2	0

Accident Type	Operation	Vessels	Injuries	Fatalities
Falls In/ On Boat	Changing Speed	1	0	0
	Cruising	3	3	0
Falls Overboard	Cruising	3	2	0
	Drifting	2	0	2
	Unknown	1	1	0
Fire/Explosion (Fuel)	Cruising	2	1	0
	Docking/ Undocking	1	0	0
	Drifting	2	5	0
	Launching	1	1	0
	Tied to Dock/Mooring	5	1	1
Fire/Explosion (Other)	Changing Direction	1	0	0
	Cruising	3	0	0
	Tied to Dock/Mooring	10	0	0
	Unknown	3	0	0
Flooding/Swamping	At Anchor	2	0	0
	Changing Speed	1	1	0
	Cruising	4	1	1
	Docking/ Undocking	1	0	0
	Drifting	3	0	0
	Rowing or Paddling	1	1	0
	Tied to Dock/ Mooring	2	0	0
Grounding	At Anchor	1	0	0
	Changing Speed	1	1	0
	Changing Speed, Changing	1	0	0
	Cruising	12	6	0
	Sailing	1	1	0
Other	Cruising	8	4	0
	Changing Speed, Changing	1	0	0
	Docking/ Undocking	1	1	0
	Other	1	0	0
	Tied to Dock/ Mooring	1	0	0
	Towing Another Vessel	1	0	0
	Unknown	3	0	0
Person Leaves/ Ejected From Boat	At Anchor	1	0	1
	Changing Direction	3	3	0
	Changing Speed, Cruising	1	0	1
	Cruising	10	6	2
	Tied to Dock/ Mooring	1	1	0
	Unknown	4	1	2
Sinking	At Anchor	1	1	0
	Tied to Dock/ Mooring	1	0	0
Skier Mishap	Changing Direction	2	1	1
	Changing Speed	1	1	0
	Cruising	5	5	0
Struck By Boat	At Anchor	1	0	0
	Changing Direction	1	1	0
	Changing Speed	2	1	0

Accident Type	Operation	Vessels	Injuries	Fatalities
Struck By Boat	Cruising	2	2	0
	Docking/ Undocking	1	1	0
	Drifting	2	1	0
	Tied to Dock/ Mooring	10	0	0
Struck Submerged Object	Cruising	17	1	0
	Drifting	1	0	0
Sudden Medical Condition	Other	1	0	1
Unknown	Tied to Dock/ Mooring	1	0	1
	Unknown	2	1	0

Cause of Accident by Vessel



Accident Type and Cause

Accident Type	Cause	Vessels	Injures	Fatalities
Capsizing	Excessive Speed	1	0	0
	Hazardous Waters	4	4	2
	Machinery Failure	1	0	0
	Operator Inexperience	1	2	0
	Overloading	1	0	0
	Sharp Turn	1	2	0
	Standing/Sitting on Gunwales, etc.	1	0	1
	Unknown	3	2	4
	Wake	8	4	1
	Weather	1	1	0
Carbon Monoxide Poisoning	Failure to Vent	1	0	2
	Machinery Failure	1	17	0
Collision w/ Fixed Object	Alcohol Use	1	1	1
	Excessive Speed	2	0	1
	Machinery Failure	5	2	0
	No Proper Lookout	1	0	0
	Operator Inattention	4	0	1
	Operator Inexperience	1	0	0
	Other	1	0	0
	Starting In Gear	1	0	0
	Unknown	2	0	0
	Wake	2	3	0
Collision w/ Floating Object	Alcohol Use	1	0	0
	Congested Waters	1	0	0
	No Proper Lookout	1	0	0
	Operator Inexperience	1	1	0
	Poor Visibility (Restricted Vision)	1	1	0
	Vessel Hull Failure	1	0	0
Collision With Recreational Boat	Alcohol Use	6	0	0
	Excessive Speed	9	6	1
	Hazardous Waters	2	0	0
	Machinery Failure	3	0	0
	Navigation Rules Violation	2	0	0
	No Proper Lookout	9	8	2
	Operator Inattention	19	3	0
	Operator Inexperience	17	4	0
	Other	1	0	0
	Unknown	53	7	2
	Wake	7	1	0
	Weather	7	0	0
Fall In/ On Boat	Hazardous Waters	1	1	0
	Operator Inattention	1	0	0
	Operator Inexperience	2	2	0

Accident Type	Cause	Vessels	Injures	Fatalities
Falls Overboard	Sharp Turn	2	2	0
	Sitting/ Standing on Gunwales, etc.	2	1	1
	Unknown	1	0	1
	Wake	1	0	0
Fire/Explosion (Fuel)	Failure To Vent	1	1	0
	Ignition of Spilled Fuel or Vapor	10	7	1
Fire/Explosion (Other)	Ignition of Spilled Fuel or Vapor	5	0	0
	Other	2	0	0
	Unknown	10	0	0
Flooding/ Swamping	Hazardous Waters	2	1	1
	Machinery Failure	1	1	0
	Other	1	0	0
	Vessel Hull Failure	3	0	0
	Wake	4	0	0
	Weather	2	1	0
	Unknown	1	0	0
Grounding	Excessive Speed	2	1	0
	Ignition of Spilled Fuel or Vapor	1	0	0
	No Proper Lookout	1	0	0
	Operator Inattention	9	7	0
	Operator Inexperience	2	0	0
	Weather	1	0	0
Other	Excessive Speed	4	0	0
	No Proper Lookout	1	2	0
	Operator Inattention	3	1	0
	Operator Inexperience	1	0	0
	Other	3	2	0
	Sharp Turn	1	1	0
	Unknown	1	0	0
	Wake	5	0	0

Accident Type	Cause	Vessels	Injures	Fatalities
Person Leaves Or Is Ejected From Vessel	Alcohol Use	1	0	1
	Excessive Speed	2	0	0
	Hazardous Waters	2	0	2
	Operator Inattention	1	0	0
	Operator Inexperience	4	3	1
	Passenger or Skier Behavior	2	2	0
	Unknown	1	1	1
	Wake	5	5	0
	Weather	1	0	1
Sinking	Hazardous Waters	1	1	0
	Machinery Failure	1	0	0
Skier Mishap	Careless/ Reckless Operation	1	1	0
	Navigation Rules Violation	1	0	1
	Operator Inexperience	2	2	0
	Passenger or Skier Behavior	1	1	0
	Sharp Turn	2	2	0
	Wake	1	1	0
Struck by Boat	Alcohol Use	1	1	0
	Hazardous Waters	1	0	0
	Operator Inexperience	1	1	0
	Other	16	4	0
Struck Submerged Object	Alcohol Use	1	0	0
	Hazardous Waters	1	1	0
	Navigation Rules Violation	2	0	0
	No Proper Lookout	3	0	0
	Operator Inattention	4	0	0
	Operator Inexperience	4	0	0
	Other	1	0	0
	Submerged Object	1	0	0
	Wake	1	0	0

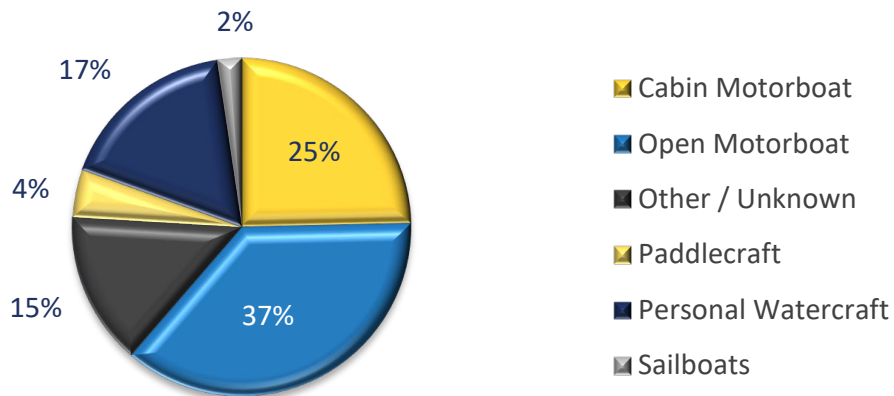
Vessel Type and Accident Type

Vessel Type	Accident Type	Vessels	Injuries	Fatalities
Air Boat	Capsizing	1	1	0
Auxiliary sail	Collision With Recreational Boat	5	0	0
	Other	1	0	0
	Struck by Boat	1	0	0
Cabin motorboat	Capsizing	1	1	0
	Carbon Monoxide Poisoning	2	17	2
	Collision w/ Fixed Object	5	1	0
	Collision w/ Floating Object	3	0	0
	Collision With Recreational Boat	34	4	0
	Fall on Boat	1	0	0
	Fire/Explosion (Fuel)	5	6	1
	Fire/Explosion (Other)	3	0	0
	Flooding/Swamping	5	1	0
	Grounding	7	6	0
	Other	3	1	0
	Sinking	1	0	0
	Skier Mishap	2	1	1
	Struck by Boat	6	0	0
	Struck Submerged Object	7	0	0
Unknown	1	0	1	
Canoe	Capsizing	4	3	3
Dinghy	Falls Overboard	1	1	0
Dinner Boat	Collision w/ Fixed Object	1	0	0
Fire Dept. Rescue Boat	Collision With Recreational Boat	1	0	0
Houseboat	Collision With Recreational Boat	1	0	0
	Fire/Explosion (Other)	1	0	0
Inflatable	Collision With Recreational Boat	1	0	0
	Falls Overboard	2	2	0
Kayak	Capsizing	6	3	2
	Sinking	1	1	0
	Struck by Boat	1	1	0
Motor Yacht	Other	3	0	0
Open motorboat	Capsizing	10	4	2
	Collision w/ Fixed Object	8	2	2
	Collision w/ Floating Object	3	2	0
	Collision With Recreational Boat	42	7	2
	Falls Overboard	1	0	1
	Fire/Explosion (Fuel)	4	2	0
	Fire/Explosion (Other)	9	0	0
	Flooding/Swamping	6	1	1
	Grounding	8	1	0
	Other	7	2	0
Person Leaves Or Is Ejected From Vessel	6	3	2	

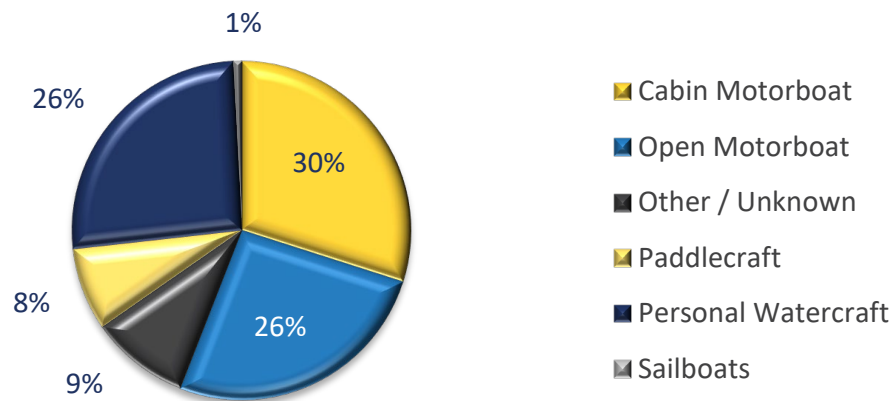
Vessel Type	Accident Type	Vessels	Injuries	Fatalities
Open motorboat	Skier Mishap	6	6	0
	Struck by Boat	7	2	0
	Struck Submerged Object	10	1	0
	Sudden Medical Condition	1	0	1
Personal Watercraft	Capsizing	2	2	0
	Collision w/ Fixed Object	5	3	1
	Collision With Recreational Boat	32	14	3
	Fall on Boat	3	3	0
	Falls Overboard	1	0	0
	Other	3	2	0
	Person Leaves Or Is Ejected From Vessel	10	6	2
Struck by Boat	4	3	0	
Police Boat	Collision With Recreational Boat	1	0	0
Pontoon Boat	Collision With Recreational Boat	13	4	0
	Flooding/Swamping	2	0	0
	Other	1	1	0
	Person Leaves Or Is Ejected From Vessel	3	2	1
	Struck Submerged Object	1	0	0
Rowboat	Capsizing	1	1	1
	Falls Overboard	1	0	1
	Flooding/Swamping	1	1	0
	Person Leaves Or Is Ejected From Vessel	1	0	1
Sail Only	Grounding	1	1	0
Unknown	Collision w/ Fixed Object	1	0	0
	Collision With Recreational Boat	5	0	0
	Fire/Explosion (Fuel)	2	0	0
	Fire/Explosion (Other)	4	0	0
	Other	4	0	0
	Unknown	2	1	0



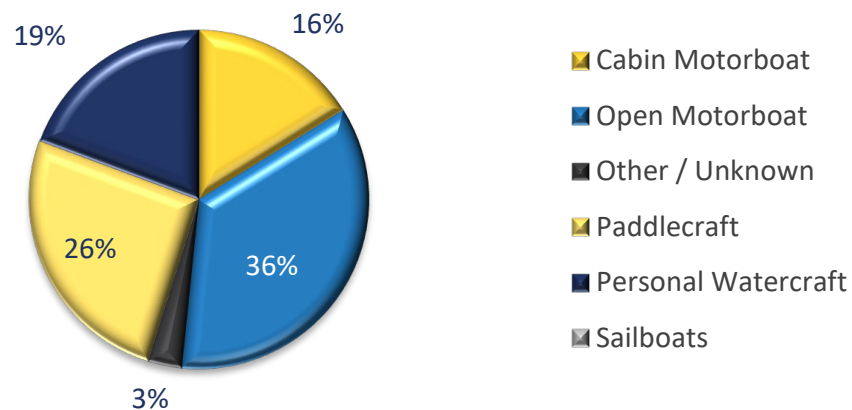
Accidents



Injuries



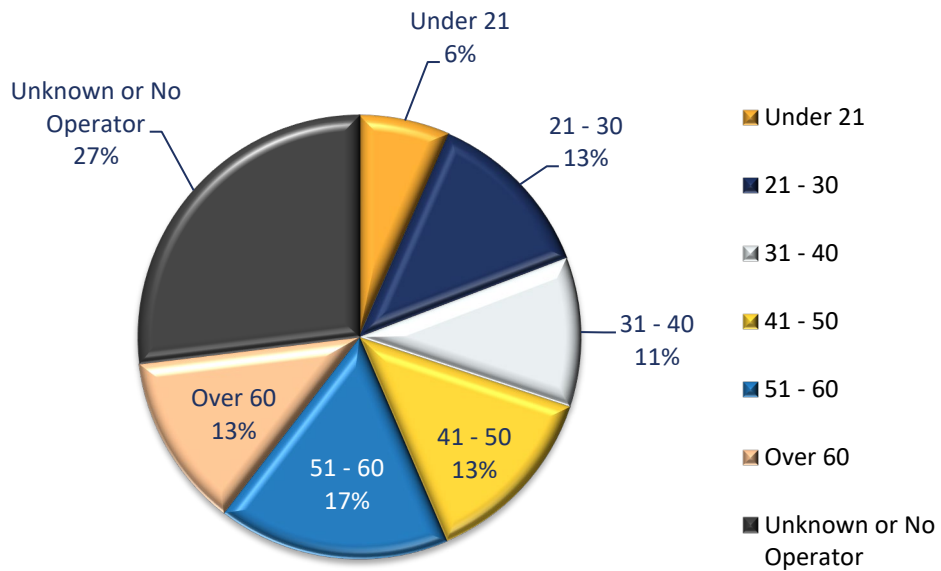
Fatalities



Operator Age

Age Group	Vessels	Injures	Fatalities
Under 21	23	17	1
21 - 30	44	20	7
31 - 40	38	16	2
41 - 50	47	18	4
51 - 60	59	34	8
Over 60	44	10	3
Unknown or No Operator	94	12	6

Vessels by Operator Age



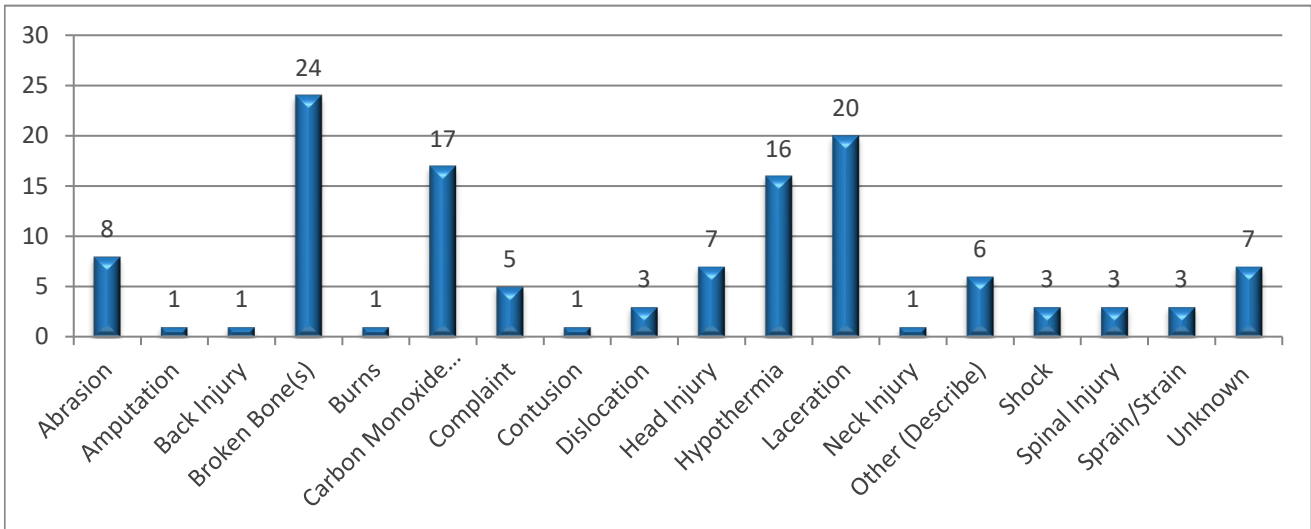
Age of Operator and Boating Education

Age Group	Education	Vessels	Injuries	Fatalities
Under 21	Internet Course	3	2	0
	None	3	1	0
	State Course	10	6	0
	Unknown	7	8	1
21 - 30	Internet Course	3	0	0
	None	13	3	0
	State Course	8	3	0
	Unknown	20	14	7
31 - 40	Internet Course	3	1	0
	None	7	2	0
	State Course	12	4	1
	Unknown	13	8	0
41 - 50	Internet Course	3	1	0
	None	15	6	1
	State Course	16	5	1
	Unknown	11	4	2
	US Power Squadron	2	2	0
51 - 60	Internet Course	2	0	0
	None	14	4	1
	State Course	12	2	1
	Unknown	30	28	6
	USCG Auxiliary	1	0	0
Over 60	Internet Course	1	0	0
	None	12	3	2
	State Course	11	4	0
	Unknown	18	3	1
	US Power Squadron	1	0	0
	USCG Auxiliary	1	0	0
Unknown	None	3	1	0
	State Course	2	0	0
	Unknown	89	11	6

Age of Operator and Boating Experience

Operator Age	Experience	Vessels	Injuries	Fatalities
Under 21	Under 10 Hours	8	5	0
	10 to 100 Hours	10	10	0
	100-500 Hrs.	2	0	1
	Over 500 Hrs.	3	0	0
	Unknown	3	2	0
21 - 30	Under 10 Hours	16	6	1
	10 to 100 Hours	10	10	1
	100-500 Hrs.	7	0	0
	Over 500 Hrs.	1	0	0
	Unknown	10	4	5
31 - 40	Under 10 Hours	8	3	1
	10 to 100 Hours	10	5	0
	100-500 Hrs.	8	2	1
	Over 500 Hrs.	5	0	0
	Unknown	7	6	0
41 - 50	Under 10 Hours	4	1	1
	10 to 100 Hours	18	4	0
	100-500 Hrs.	14	8	1
	Over 500 Hrs.	5	3	0
	Unknown	7	2	2
51 - 60	Under 10 Hours	3	1	1
	10 to 100 Hours	10	19	0
	100-500 Hrs.	14	6	2
	Over 500 Hrs.	16	5	3
	Unknown	16	3	2
Over 60	Under 10 Hours	2	0	1
	10 to 100 Hours	5	2	0
	100-500 Hrs.	13	1	0
	Over 500 Hrs.	18	4	1
	Unknown	6	3	1
Unknown	Under 10 Hours	0	0	0
	10 to 100 Hours	1	0	0
	100-500 Hrs.	3	1	0
	Over 500 Hrs.	3	0	0
	Unknown	87	11	6

Injuries



Type of Injury, Type of Vessel

Vessel	Injury Type	Injuries	Vessel	Injury Type	Injuries
Air Boat	Hypothermia	1	Personal watercraft	Abrasion	7
Cabin Motorboat	Broken Bone(s)	4		Back Injury	1
	CO Poisoning	17		Broken Bone(s)	9
	Complaint	2		Contusion	1
	Dislocation	1		Head Injury	3
	Head Injury	2		Laceration	5
	Laceration	4		Other	2
	Other	2		Shock	2
	Sprain/Strain	1		Spinal Injury	1
	Unknown	5		Unknown	2
Canoe	Hypothermia	3	Pontoon Boat	Broken Bone(s)	4
Dinghy	Hypothermia	1		Dislocation	1
Inflatable Boat	Laceration	2		Shock	1
Kayak	Complaint	1		Spinal Injury	1
	Hypothermia	4	Rowboat	Hypothermia	2
Open Motorboat	Abrasion	1	Sail Only	Spinal Injury	1
	Amputation	1	Unknown	Broken Bone(s)	1
	Broken Bone(s)	6			
	Burns	1			
	Complaint	2			
	Dislocation	1			
	Head Injury	2			
	Hypothermia	5			
	Laceration	9			
	Neck Injury	1			
	Other	2			
	Sprain/Strain	2			

2020 Summary of Fatal Accidents

Date	County	Waterway	Cause	Vessel	Accident Type	Fatalities
4/19/2020	SENECA	SENECA LAKE	Alcohol Use	Canoe	Capsizing	1
<p>At approximately 1800 hours, two males in their 20s left the area of Rapalee Road on the West side of Seneca Lake, attempting to cross to the east side of the lake in a canoe. At some point the canoe capsized putting both occupants into water which was approx. 40 degrees F. At 2114 hours, Yates County 911 was contacted regarding the two missing individuals and a search was initiated. At about midnight the canoe was located by an Onandoga County Sheriff's Helicopter. One individual was pulled from the water and returned to shore for medical treatment. Search efforts continued for five days for the missing person with no success. On 04/25/2020 search efforts were reduced, missing person is presumed dead by drowning.</p>						
5/2/2020	NASSAU	JONES INLET	Hazardous Waters	Open Motorboat	Capsizing	2
<p>Operator of vessel 1 was attempting to exit Jones Inlet in hazardous sea conditions. While traveling in a southwesterly direction almost perpendicular to the channel, vessel 1 encountered several large, short period waves which struck the vessel, causing it to capsize. The operator and three passengers were all ejected into the water. Two of the passengers were removed from the water by a passing vessel, while USCG personnel removed the operator from the water shortly thereafter. All recovered occupants of vessel 1 then transported to area hospitals. One of the recovered later died at the hospital. The third passenger was still missing and unaccounted for at the time of this report. Search is still ongoing. Vessel 1 towed from scene to Nassau County Police Dept. Marine Bureau Base for further investigation. One of the deceased was using opiates.</p>						
5/2/2020	RICHMOND	RARITAN BAY	Unknown	Kayak	Capsizing	1
<p>The Coast Guard was called at about 0312 hours when three kayaks -- each with one person on board -- all overturned in Raritan Bay. A Good Samaritan rescued two of the kayakers from the water, but one kayaker was unaccounted for when emergency crews arrived on the scene. He went missing while kayaking in the waters off of Staten Island. After receiving the call on Saturday, Coast Guard Station Sandy Hook launched a response boat that arrived on scene and began searching for the third kayaker. The third kayaker was found dead on Tuesday along the shoreline near the Mount Loretto Unique Area in Pleasant Plains.</p>						
5/17/2020	NASSAU	LONG ISLAND SOUND	Other- Commercial Clamming	Open Motorboat	Sudden Medical Condition	1
<p>Deceased was clamming in the vicinity if Rocky Point and suffered a medical emergency. Victim was recovered from the water approximately 1/2 mile from vessel unresponsive and transported to shore.</p>						
5/24/2020	ONEIDA	ONEIDA LAKE	Operator Inexperience	PWC	Person Leaves or Is Ejected From Vessel	1
<p>On the above stated and time, the operator and passenger were riding on a rented PWC from Anger's Bay Inc in Eaton Bay. The operator was advised to stop by the passenger and while stopping, the passenger fell off the PWC and began to struggle causing the PWC to roll over. The passenger was picked up onto a boat becoming unresponsive and declared deceased at dock.</p>						
6/19/2020	CAYUGA	CAYUGA LAKE	Alcohol Use	Open Motorboat	Collision w/ Fixed Object	1
<p>Single bass boat was traveling Southbound on Cayuga Lake and struck a RR Bridge that runs East and West across the North End of Cayuga Lake. Deceased passenger was thrown from boat due to collision and then struck the prop while in the water. Another passenger was injured on the boat. The operator of the boat is unknown and the subsequent investigation by members of the Cayuga County Sheriffs Office also could not determine the operator thus leaving that determination inconclusive. Both individuals who were on the boat at the time had a BAC over .08%.</p>						

Date	County	Waterway	Cause	Vessel	Accident Type	Fatalities
6/21/2020	NASSAU	MIDDLE BAY	Navigation Rules Violation	Cabin Motorboat	Skier Mishap	1
<p>Operator of vessel (V1) was engaging in tubing, utilizing a 3-person float. V1 was heading in a Southerly direction. When the operator turned Southeasterly the tube slid to starboard. As the tube slid to starboard it struck a bulkhead causing all three persons on the float to be ejected. The victim who was seated on the float of the tube struck the bulkhead as she was ejected which caused a fatal head injury. The victim was transported to South Nassau Hospital where she was pronounced at 1843 hours. No injuries were sustained to the other two persons on the float. V1 was towed from scene to Nassau County Marine Bureau for further investigation. Operator of V1 was PBT'd resulting in a BAC of .00%.</p>						
6/24/2020	HERKIMER	STILLWATER RESERVOIR	Hazardous Waters	Open Motorboat	Flooding/Swamping	1
<p>Vessel was navigating in a westerly direction on the Stillwater Reservoir approximately two miles East of the state boat launch. Vessel was reportedly loaded with camping and fishing gear along with the operator, and a passenger, who were both wearing life jackets. The waves reportedly started to fill the vessel causing the boat to begin sinking. the occupants bailed out of the boat prior to it capsizing and attempted to swim towards an island but were unable to reach it due to the strong winds and high waves. The occupants became separated in the water. One person was located alive by a passing boater after being in the water an estimated 2-3 hours. The other passenger was located by the passing boater a short time later and he was unresponsive and not breathing. Both victims were transported to a Stillwater boat launch where the victim found unresponsive was pronounced deceased.</p>						
6/28/2020	SUFFOLK	GREAT SOUTH BAY	No Proper Lookout	Open Motorboat	Collision With Recreational Boat	1
<p>Both vessels while in an unmarked area approached each other head on. Neither vessel took substantial action to avoid collision and vessel 2 hit vessel 1 on its Port side. Vessel 2 on collision rode up on vessel 1 striking a passenger on vessel 1 in the head.</p>						
7/10/2020	MONTGOMERY	BEARDSLEE RESERVOIR	Standing/ Sitting on Gunwales, etc.	Kayak	Capsizing	1
<p>On the above date and time Montgomery County Sheriffs responded to Beardslee Reservoir for a kayak in the water. Upon arrival they were advised that a witness had seen a male flip over in the kayak. He was observed struggling in the water before going under. Witness stated that deceased was fishing before kayak capsized. Saratoga County Scuba team arrived on scene and after several hours of searching the body was located. Deceased pronounced by the coroner and transported to St. Mary's.</p>						
7/15/2020	ONONDAGA	ST. LAWRENCE RIVER	Unknown	Canoe	Capsizing	1
<p>New York State Police report a 28-year-old Syracuse woman died when the canoe she was in capsized in the St. Lawrence River Wednesday morning. State police identified the victim as Cookie L. Brown. Troopers say Brown was not wearing a life jacket. Her body was recovered by the State Police Underwater Recovery Team. Another occupant of the canoe was able to make it safely to shore. The incident was reported about 9:00 a.m. Wednesday.</p>						
7/18/2020	WAYNE	ERIE BARGE CANAL	Unknown	Cabin Motorboat	Falls Overboard	1
<p>Patrols responded for a report of a man missing. Fiancé of the deceased stated the last time she saw him was at 0730 hours when he got up for the day. Deceased had planned to work on his boat, waterproofing the canvas which was docked in the canal where there is access from his backyard. Fiancé stated she deceased had bad eyesight and Parkinson's and at about 1300 hours she started to worry because deceased hadn't come back to the house. After not finding him around the boat 911 was called shortly after. Dive team found deceased 25 feet Southeast of boat. Body was transported to Clifton Springs Hospital to await autopsy. It is unknown how deceased fell off boat.</p>						

Date	County	Waterway	Cause	Vessel	Accident Type	Fatalities
7/18/2020	CHAUTAUQUA	CONEWANGO CREEK	Unknown	Canoe	Capsizing	1
<p>NY State Police investigated a canoe accident that has left a Jamestown man hospitalized in critical condition at UPMC Hamot in Erie. According to police, the 35-year-old man was canoeing on Conewango Creek, one half mile north of Kennedy in the Town of Poland, when the canoe overturned and he fell overboard. It was a two man canoe, and the victim who was in the front seat was pulled out of the creek waters by his friend in the second seat of the canoe. The victim was given CPR and transported to UPMC Jamestown, then transferred to Erie. He later passed away at the hospital.</p>						
7/19/2020	CHAUTAUQUA	CHAUTAUQUA LAKE	Weather	Open Motorboat	Person Leaves or Is Ejected From Vessel	1
<p>An officer was advised by dispatch that there was a person in the water in distress near Cheny's Point on Chautauqua Lake. Upon arrival office made contact with a passenger and began navigation protocols for a missing person in the water. Officer stated that the boat was anchored and they were swimming and hanging out when the weather began to turn for the worse. The wind caused that the wind caused a swimmer to drift away from the tube and boat. The swimmer was wearing a life jacket. The passenger which made contact with the officer stated another passenger jumped in the water without a life jacket to try and retrieve the swimmer drifting away. The first swimmer drifted back near in the boat and was pulled into vessel. A life jacket was thrown to the second swimmer who went in to save the first one to negative results & disappeared into the water due to the rough seas. On 07/20/20 around 1130hours CCWET located the body using side scan sonar. Around 12:00PM CCWET divers were able to recover the body. Body was transported to Long Point.</p>						
7/19/2020	SUFFOLK	FORT POND	Unknown	Rowboat	Falls Overboard	1
<p>At approx. 1954 hrs. East Hampton Town Marine Patrol received a report of swimmer in distress in Fort Pond. Upon approaching U/O observed a wood row boat adrift with no one aboard it. U/O was advised by an officer that the scene was at 33 S. Endicott Pl. Officers responded to 33 S. Two witness stated that a passenger had jumped out of the boat to retrieve the oar along. They further stated that the person who jumped became distressed while swimming and saw him go under the water not to be seen again. East Hampton Town Ocean Rescue, Montauk FD, Sag Harbor Dive Team and East Hampton Dive Team on scene. The area was searched with negative results. Emergency personnel were unable to find him until Monday evening, when side-scan sonar helped divers locate his body, 30 feet at the bottom of the pond.</p>						
7/20/2020	BRONX	EASTCHESTER BAY	Unknown	PWC	Collision With Recreational Boat	2
<p>The NYPD Harbor unit was advised that two jet skis collided with each other and two victims were removed from the water and placed on a vessel and transported to Evers Marina to awaiting EMS units. Aided's were removed to the hospital to the hospital before any Harbor personnel arrived on scene. A canvass of the area for the jetskis yielded negative results. No witnesses to the accident. Unknown if aided's were wearing life vests. Unknown what contributing factors led to the accident. Cause of death still pending medical examiner.</p>						
8/1/2020	NIAGARA	ERIE BARGE CANAL	Alcohol Use	Open Motorboat	Person Leaves or Is Ejected From Vessel	1
<p>Vessel was traveling West on the Erie Canal when it struck the boat lift at 5484 Tonawanda Creek Road. V1 operator was ejected from the vessel falling into the water. The boat then struck the last stanchion before making a hard turn and running aground on the canal bank. Vessels passengers then made contact with authorities about the accident. The operator was located two hours after by Getzville Fire Dive Team. Vessel was towed by Tow Boat US to West Canal Marina. Once at the marina, the vessel was placed onto the trailer and taken back to Niagara County Sheriffs Office for further processing and a vessel inspection was conducted.</p>						
8/1/2020	NEW YORK	HARLEM RIVER	Operator Inattention	PWC	Collision w/ Fixed Object	1

Date	County	Waterway	Cause	Vessel	Accident Type	Fatalities
<p>Vessel 1 operator was traveling along with her jet ski tour group heading northbound inside Harlem. Vessel operator was an inexperienced jet ski operator. Operator made an attempt for a course correction and struck the Willis Avenue Bridge Middle Stanchion. Operator was ejected from her jet ski. She suffered a head injury and deceased before first responder arrived on scene.</p>						
8/1/2020	NASSAU	FREEPORT CREEK	Excessive Speed	Open Motorboat	Collision With Recreational Boat	1
<p>Vessel 1 was traveling north along the east side of the channel. Vessel 2 was traveling south along the east side of the channel. Vessel 1 and vessel 2 were attempting to pass each other starboard to starboard. Vessel 2 changed its heading by making a turn to its starboard side and crossed the channel and a collision ensued. Vessel 1 struck vessel 2 port side midship and rammed over vessel 2. As a result of the accident, all passengers were ejected from vessel 2 and sustained injuries with one being fatal. Operator and passenger of vessel 1 sustained injuries. All injured parties were transported to shore and transported to local hospitals for treatment. V2 sunk at scene and was salvaged by NCPD dive team and Town of Hempstead Waterways and Conservation. Both vessels impounded by NCPD Marine.</p>						
8/2/2020	MONROE	IRONDEQUOIT BAY	Hazardous Waters	Pontoon Boat	Person Leaves or Is Ejected From Vessel	1
<p>A 49-year-old man was last seen Sunday afternoon when he jumped in for a swim with his family. They were on a pontoon boat in the bay. A strong current made swimming difficult and the man was overcome by the water. Multiple agencies spent several hours on scene but had trouble with the same conditions. Monroe County Sheriff's Office recovered the body of the missing swimmer in Irondequoit Bay around 2000 hours the same day.</p>						
8/18/2020	HERKIMER	FOURTH LAKE	Hazardous Waters	Rowboat	Falls Overboard	1
<p>Vessel 1 was traveling in a north-easterly direction on the west side of Cedarknoll Point on Fourth Lake. The operator of v1 was distracted when trying to situate his fishing gear and lost control of v1. The operator of v1 struck his head inside the boat and fell overboard. The operator was later found deceased underwater.</p>						
8/22/2020	NEW YORK	HARLEM RIVER	Excessive Speed	PWC	Collision With Recreational Boat	1
<p>Vessel 1 was doing figure 8's on the water, when vessel 2 struck the starboard side and ran over vessel 1 as a result. Both operators were ejected from their personal watercrafts. Vessel 1 operator suffered broken ribs, puncture lungs, drowned from internal bleeding and later pronounced deceased at Allen Pavillon Hospital. Vessel operator 2 was given a field sobriety and breathalyzer test, which yielded negative results.</p>						
9/16/2020	SARATOGA	FISH CREEK MARINA	Standing/ Sitting on Gunwales, etc.	Open Motorboat	Falls Overboard	1
<p>A 78-year-old fisherman drowned on Wednesday after falling into Fish Creek. Saratoga Springs police and fire officials were called to Fish Creek Marina at about 1130 hours for a possible water rescue. The victim, was still out on Fish Creek when the fire department arrived. One of the owners of the marina was present and was able to transport firefighters out to the scene. Victim was brought back to shore and transported to Saratoga Hospital, where he was pronounced dead shortly after his arrival. A preliminary investigation determined that deceased was out fishing with two other people. At some point, he fell off the back of his small aluminum boat and into the water. Deceased was wearing a flotation device, but his clothing became entangled in the engine's propeller. The two other people in the boat were unable to free Prelewicz and yelled for help. Another boat in the area heard the call, assisted in freeing Prelewicz and helped get him into the boat.</p>						
9/18/2020	SUFFOLK	MASTIC BEACH	Ignition of Spilled Fuel or Vapor	Cabin Motorboat	Fire/ Explosion (Fuel)	1
<p>A man aboard a motor boat in Mastic Beach leapt into the water after the vessel caught fire but still suffered fatal injuries on Friday evening. The 58-year-old was flown to Stony Brook University Hospital after the fire broke out on the 1991 Sea Ray. Victim has serious burns to his face and back.</p>						

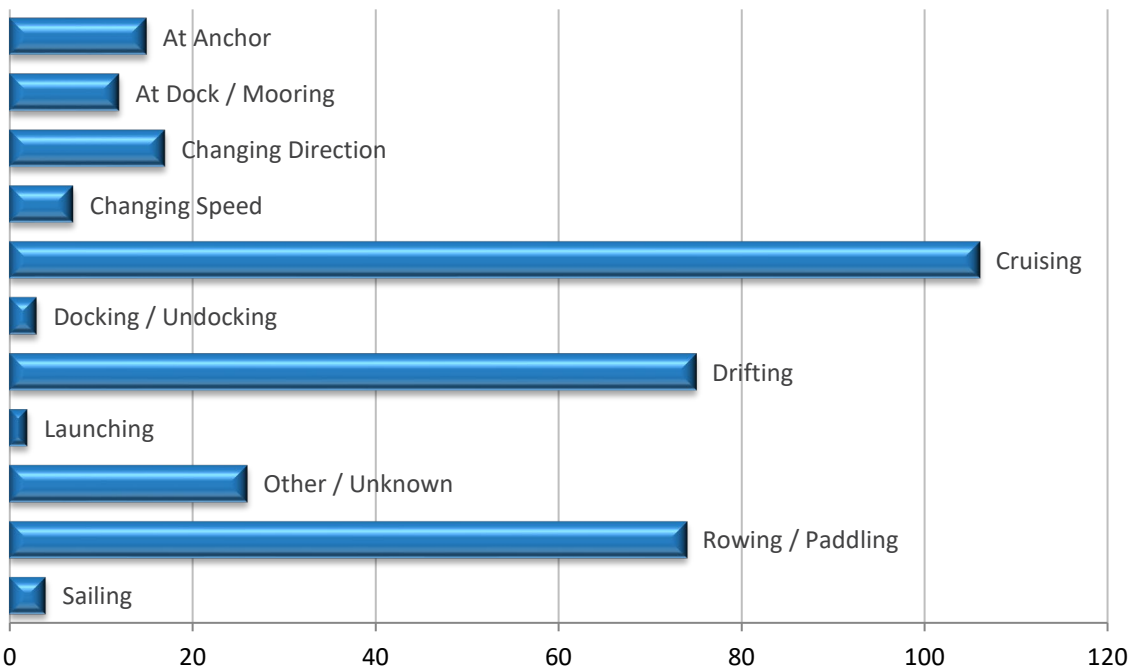
Date	County	Waterway	Cause	Vessel	Accident Type	Fatalities
9/21/2020	ONEIDA	ONEIDA LAKE	Failure To Vent	Cabin Motorboat	Carbon Monoxide Poisoning	2
<p>The owner and girlfriend were found asleep in the sleeper cabin of the boat. Owner was found unconscious and the girlfriend was pronounced deceased. The boats generator was operating and a Mr. Heater propane heater was utilized to provide heat to the boat. Upon land inspection corrosion and damage noted to the generator. Upon water testing and start up, the generator exhaust was seeping back into the cabinet at a high concentration. It was concluded that poor maintenance to the generator caused seals and parts to corrode and disintegrate thus allowing exhaust to be expelled back into the cabin as opposed to out of the boat. Owner of boat died a couple weeks later.</p>						
9/22/2020	DUTCHESS	HUDSON RIVER	Excessive Speed	Open Motorboat	Collision w/ Fixed Object	1
<p>Law enforcement was called about a missing person on the Hudson River. A search was conducted during the morning hours. The DCSO Marine Patrol located a matching boat/ male subject on the Ulster Shoreline, just north of Danskammer Point. The boat appears to have crashed straight into the shoreline, striking a large boulder directly on the bow. The damage on the bow matched a fresh gouge into the boulder. Deceased was found towards the bow of the boat with his legs into the water over the starboard side of the boat. Deceased was face down with his head laying on his ball cap. Deceased appeared to have a head injury to the top right of his head. The boat was towed to White's Marina and secured on its trailer. Two empty bottles of champagne and four unopened bottles of Blue Moon beer were located in the boat. Deceased was on a date the night before and drank some alcohol but alcohol isn't believed to be a factor.</p>						
10/18/2020	SUFFOLK	GREAT SOUTH BAY	Unknown	PWC	Person Leaves or Is Ejected From Vessel	1
<p>Personal watercraft left area of Narraskatuck Creek approx. 2030 hours. The next day at 0750 hours the jet ski was unoccupied and located approx. 200 yards South of Tanner Park. Body of operator was located East of location approx. 1/2 mile South of Indian Island. Unknown time / cause of accident at this time.</p>						
10/30/2020	SUFFOLK	LONG ISLAND SOUND	Wake	Rowboat	Capsizing	1
<p>Police recovered the body of a boater missing in the Long Island Sound after a 9-foot rowboat with two aboard overturned. The incident took place at 1900 hours, off Route 48 in the area of the Cliffside Resort Condominiums. One person swam to shore and the other was initially unaccounted for. Then, on Saturday at 5:30 a.m., Southold police recovered the body of the deceased from the Long Island Sound in the area of the overturned boat. The person who swam to shore was treated for hypothermia by Greenport Fire Department and transported to Eastern Long Island Hospital. Greenport Fire Department, Suffolk County aviation, and the United States Coast Guard responded to assist police in the search.</p>						



Vessel Operation in Fatal Boating Accidents 2005-2020

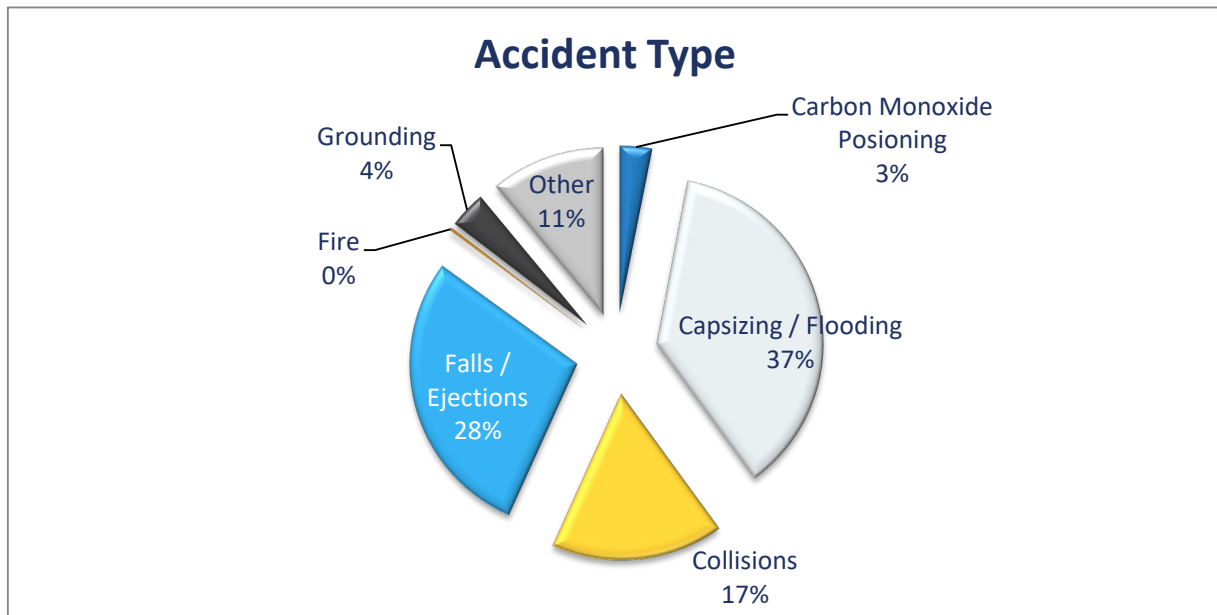
Operation	Fatalities
At Anchor	15
Changing Direction	11
Changing Speed	6
Changing Speed, Changing Direction	1
Cruising	101
Cruising, Changing Direction	5
Docking/Undocking	3
Drifting	74
Drifting, Launching	1
Launching	2
Other	2
Rowing or Paddling	74
Sailing	4
Tied to Dock/Mooring	12
Unknown	24

Vessel Operation in Fatal Accidents



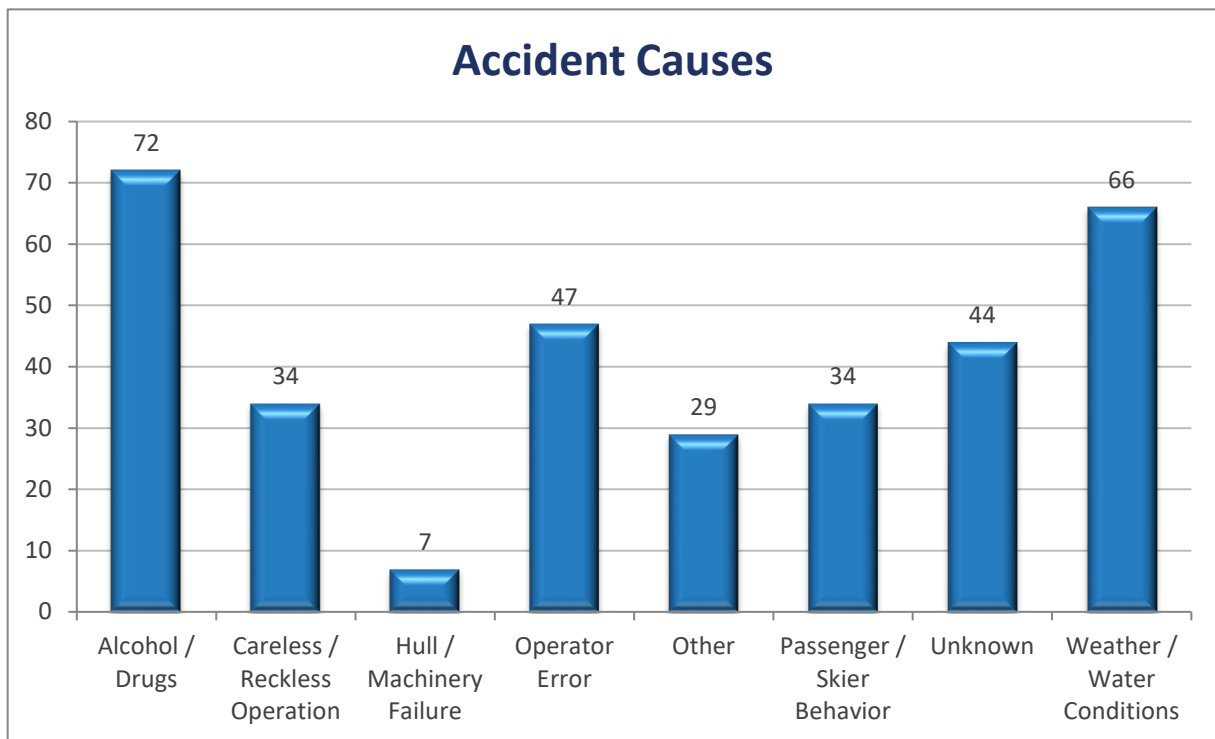
Fatal Accident Type 2005-2020

Accident Type	Fatalities
Capsizing	102
Carbon Monoxide Poisoning	10
Collision w/ Fixed Object	29
Collision w/ Floating Object	4
Collision w/ Vessel	10
Collision With Recreational Boat	13
Falls in Boat	2
Falls Overboard	48
Fire/Explosion (Fuel)	1
Flooding/Swamping	17
Grounding	12
Other	4
Person Leaves Or Is Ejected From Vessel	45
Sinking	5
Skier Mishap	7
Struck by Boat	3
Struck by Propeller or Propulsion Unit	3
Struck Submerged Object	3
Sudden Medical Condition	4
Unknown	13

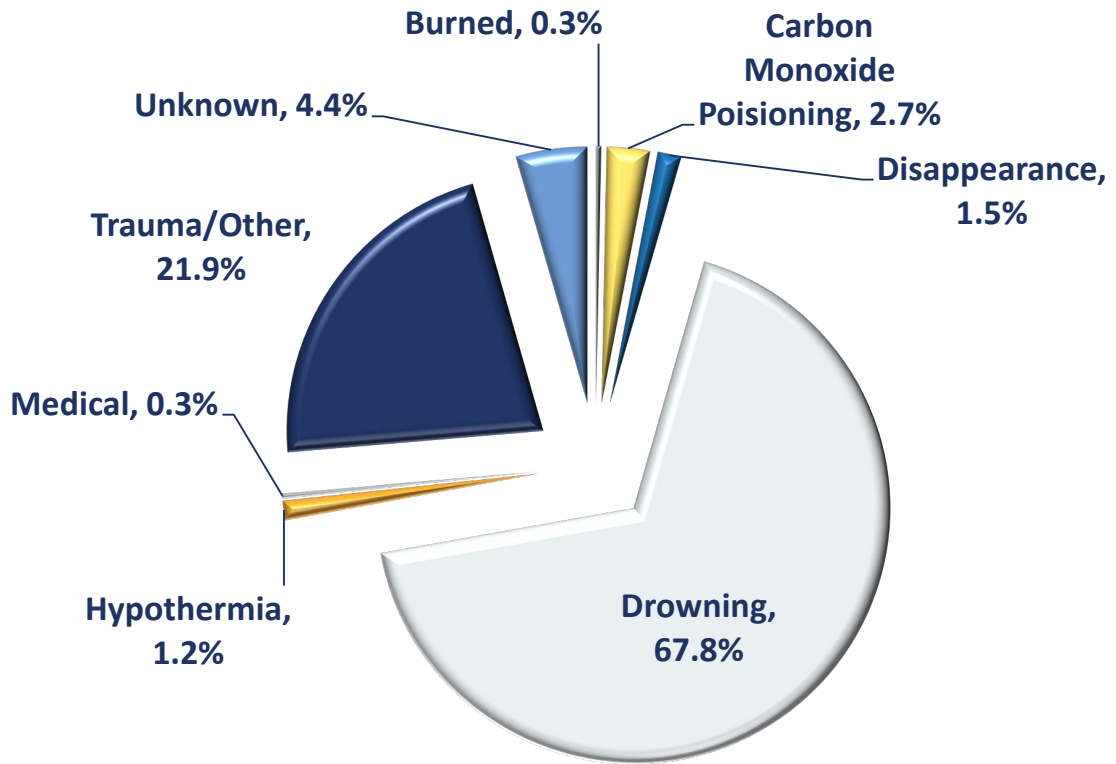


Fatal Accidents Causes 2005-2020

Accident Causes	Fatalities	Accident Causes	Fatalities
Alcohol Use	64	No Proper Lookout	17
Careless/Reckless Operation	4	Operator Inattention	11
Dam/Lock	2	Operator Inexperience	12
Drug Use	8	Other	16
Excessive Speed	15	Overloading	10
Hazardous Waters	40	Passenger or Skier Behavior	29
Ignition of Spilled Fuel or Vapor	1	Poor Visibility (Restricted Vision)	1
Improper Anchoring	4	Sharp Turn	5
Improper Loading	5	Standing/Sitting on Gunwales etc..	5
Lack of / Improper Boat Lights	2	Unknown	44
Machinery Failure	6	Vessel Hull Failure	1
Navigation Rules Violation	3	Wake	3
		Weather	25



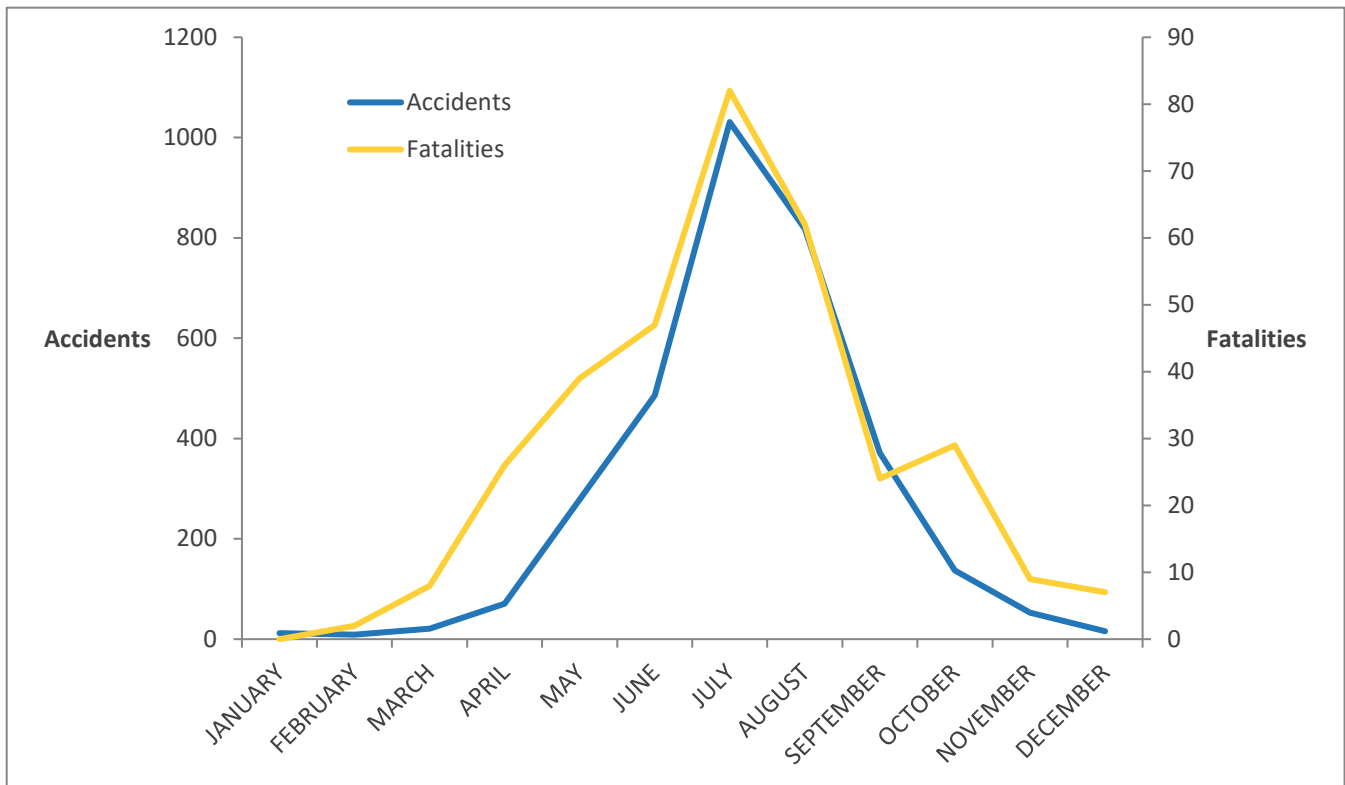
Cause of Fatality 2005-2020



Cause of Fatality	Fatalities
Burned	1
Carbon Monoxide Poisoning	9
Disappearance	5
Drowning	229
Hypothermia	4
Medical	1
Trauma/Other	74
Unknown	15

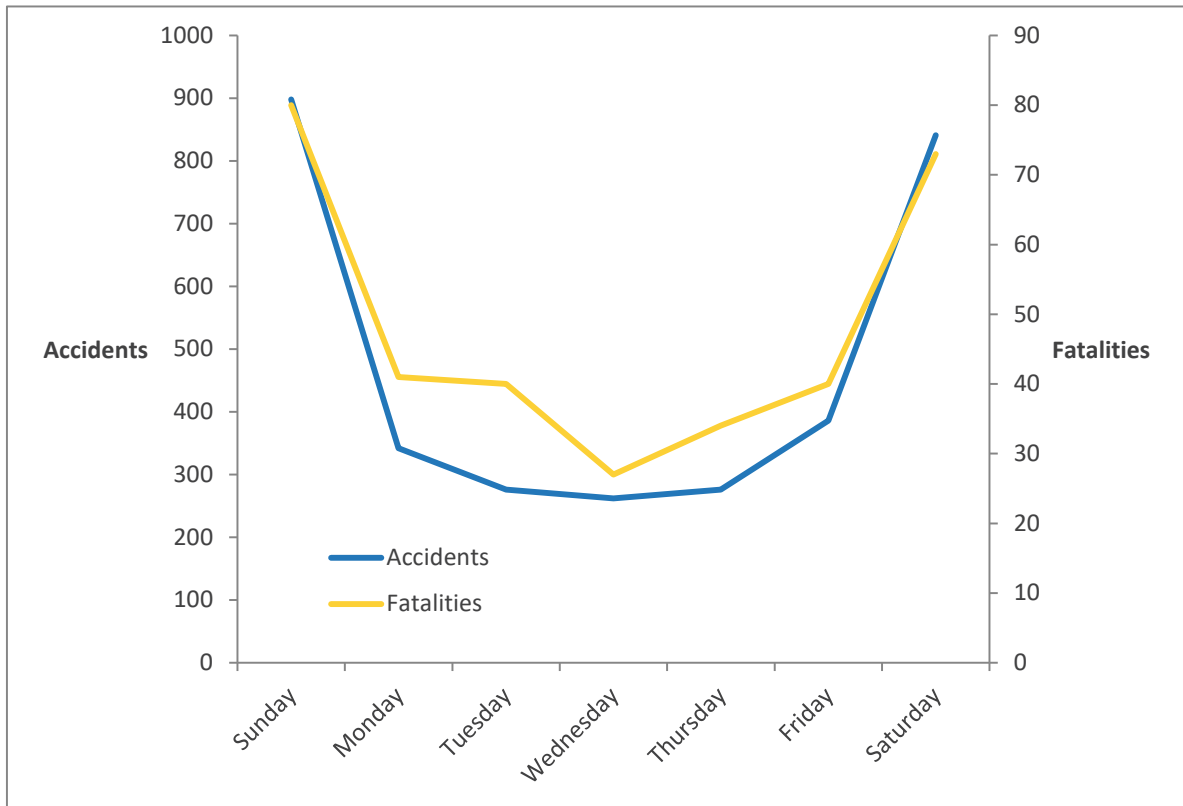
Accident Occurrence by Month 2005-2020

Month	Accidents	Fatalities
JANUARY	12	0
FEBRUARY	9	2
MARCH	21	8
APRIL	71	26
MAY	278	39
JUNE	486	47
JULY	1031	82
AUGUST	818	62
SEPTEMBER	371	24
OCTOBER	137	29
NOVEMBER	53	9
DECEMBER	16	7



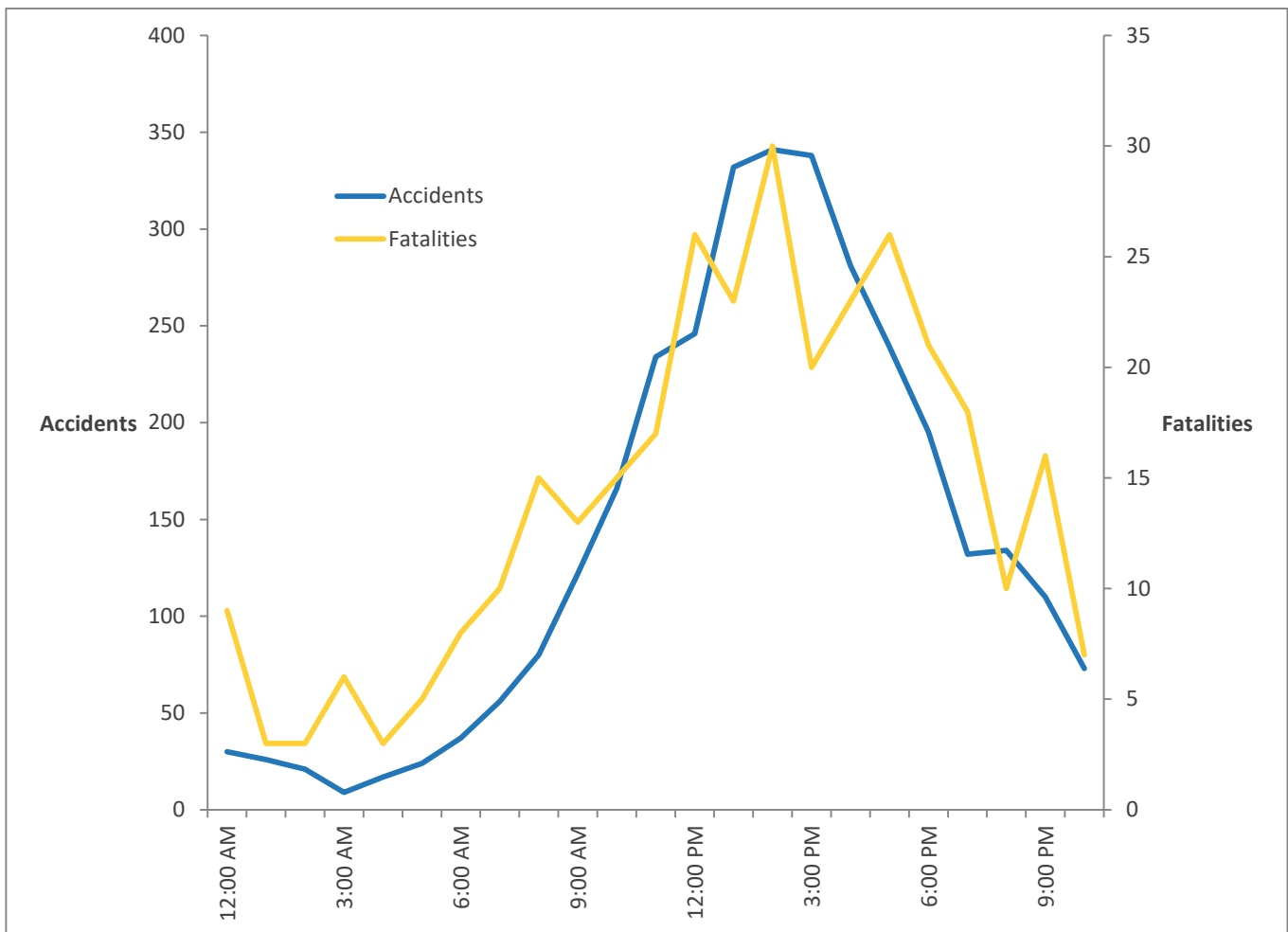
Accident Occurrence by Day 2005-2020

DAY	Accidents	Fatalities
Sunday	898	80
Monday	342	41
Tuesday	276	40
Wednesday	262	27
Thursday	276	34
Friday	386	40
Saturday	841	73



Accident Occurrence by Time 2005-2020

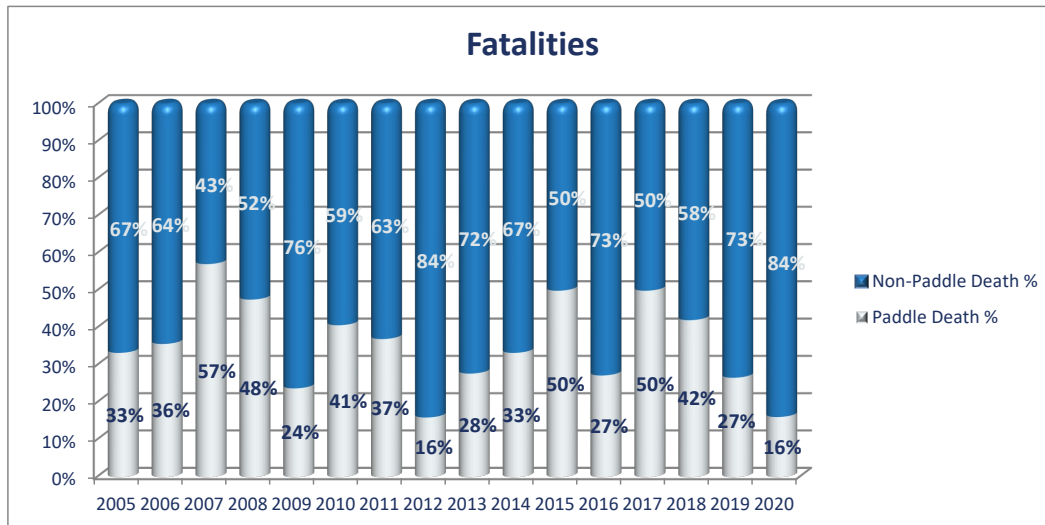
AM			PM		
Time	Accidents	Fatalities	Time	Accidents	Fatalities
12 to 1	60	10	12 to 1	234	17
1 to 2	30	9	1 to 2	246	26
2 to 3	26	3	2 to 3	332	23
3 to 4	21	3	3 to 4	341	30
4 to 5	9	6	4 to 5	338	20
5 to 6	17	3	5 to 6	281	23
6 to 7	24	5	6 to 7	239	26
7 to 8	37	8	7 to 8	195	21
8 to 9	56	10	8 to 9	132	18
9 to 10	80	15	9 to 10	134	10
10 to 11	122	13	10 to 11	110	16
11 to 12	166	15	11 to 12	73	7



Paddle Craft Accidents 2005-2020

Year	Paddle Craft	Injuries	Fatals
2005	8	4	5
2006	6	0	5
2007	16	4	12
2008	11	10	10
2009	8	3	5
2010	17	8	11
2011	15	10	10
2012	10	8	4
2013	13	9	5
2014	15	8	9
2015	19	8	8
2016	16	16	6
2017	19	10	11
2018	19	13	8
2019	7	4	3
2020	11	7	5

Paddlecraft: Rowboats, Canoes, Kayaks, Paddleboards and Crew Shells



Paddle Craft represent 2.0% of the total vessels involved in accidents for 2020.
This contributed to 16% of all fatalities.

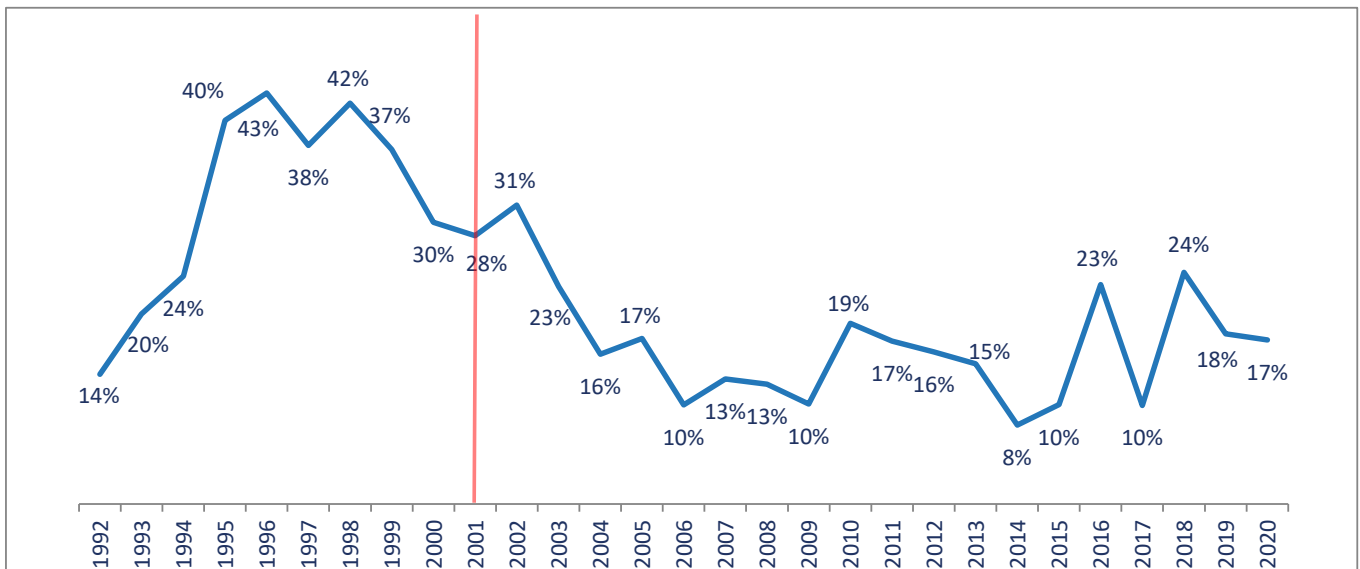
PWC Accidents

Year	# of PWC	Injuries	Fatalities
1992	31	1	21
1993	45	32	1
1994	53	33	3
1995	117	48	3
1996	140	62	2
1997	121	65	6
1998	137	66	3
1999	117	70	4
2000	85	35	1
2001	81	43	0
2002	89	47	2
2003	69	37	1
2004	32	17	1
2005	38	29	3
2006	19	16	1
2007	31	18	1
2008	27	21	0
2009	20	14	3
2010	46	25	1
2011	43	25	0
2012	51	25	3
2013	40	26	3
2014	23	16	1
2015	28	20	0
2016	66	43	0
2017	28	15	2
2018	67	41	6
2019	61	28	1
2020	60	33	6



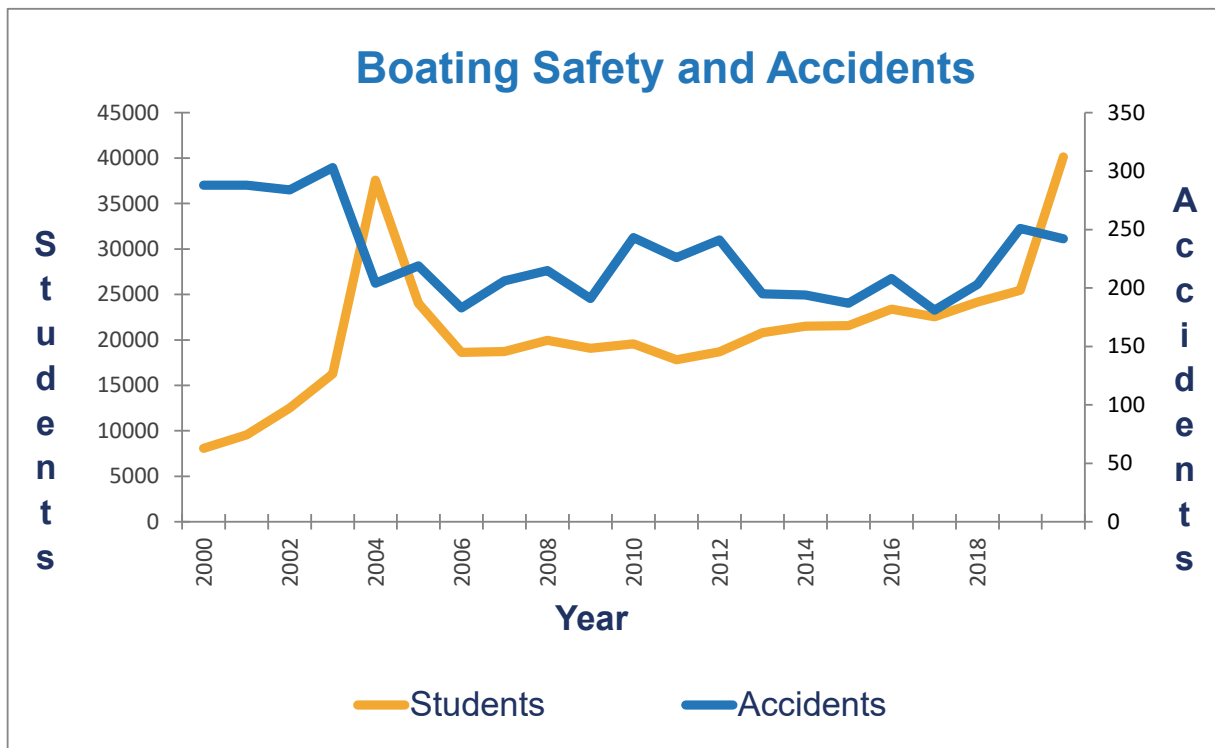
* Mandatory education for PWC operators begins

Percentage of PWC Vessels Involved in Accidents



Boating Safety Education History

Year	Students	Classroom Students	Online Students	Accidents
2000	8076	8076	XXX	288
2001	9558	9558	XXX	288
2002	12512	12512	XXX	284
2003	16260	16260	XXX	303
2004	37560	37560	XXX	204
2005	24044	24044	XXX	219
2006	18624	18624	XXX	183
2007	18738	18738	XXX	206
2008	19967	19967	XXX	215
2009	19093	19093	XXX	191
2010	19567	19567	XXX	243
2011	17826	17826	XXX	226
2012	18705	18705	XXX	241
2013	20806	20806	XXX	195
2014	21507	21507	XXX	194
2015	21559	12655	8904	187
2016	23373	8332	15041	208
2017	22540	7111	15429	181
2018	24168	6413	17755	203
2019	25467	5715	19752	251
2020	40129	2113	38016	242



Student Age

Age Group	Online	Classroom
Under 19	10437	481
19 - 25	7963	126
26 - 35	6038	297
36 - 55	8680	736
Over 55	2829	473

