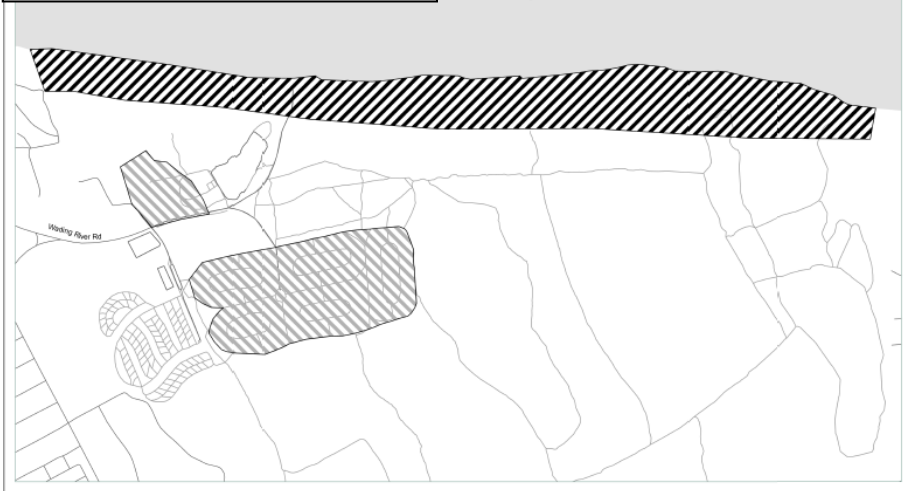


Wildwood State Park
631-929-4314



MAP KEY:



= Areas Open
Year-Round



= Areas Open from
Memorial Day to
Labor Day

RULES AND REGULATIONS

- Persons with Metal Detectors in pursuance of their hobby may not disturb other Park Patrons.
- No Metal Detectors may be used in landscape areas.
- No tool Larger than 1 ½" wide by 6" long may be used to dig.
- All surfaces disturbed by digging MUST be immediately restored.
- Any item recovered that is worth more than \$20.00 must be turned in to Park Police (631-321-3700)
- All trash must be placed in proper receptacle.
- Archeological artifacts MUST not be removed from the park but MUST be turned over to Park Police.
- Any injuries incurred by permittee are the sole responsibility of the permittee.
- **BEACH DUNE AREAS, GOLF COURSES, DRIVING RANGES, AND RESIDENCES ARE OFF LIMITS.**
- **MUST NOT INTERFERE WITH WILDLIFE AND PIPING PLOVER NESTING AREAS**

METAL DETECTING PERMIT GUIDE



NYS PARKS LONG ISLAND REGION

To provide recreational opportunities for a wide variety of special interest groups, the New York State Parks, Recreation and Historic Preservation has designated specific areas within Long Island State Parks for the recreational use, by permit only, of metal detectors. These area boundaries are indicated on the maps in this brochure. As the environmental and archaeological protection of state park land is also a major concern, we ask that metal detecting be confined only to the areas specified. Please enjoy your hobby and help us preserve and protect your State Parks.

Permits sold year-round

Purchase Online! Visit the New York State Parks Reserve America website, click permits tab:

<https://Newyorkstateparks.reserveamerica.com>

or Scan the QR Code

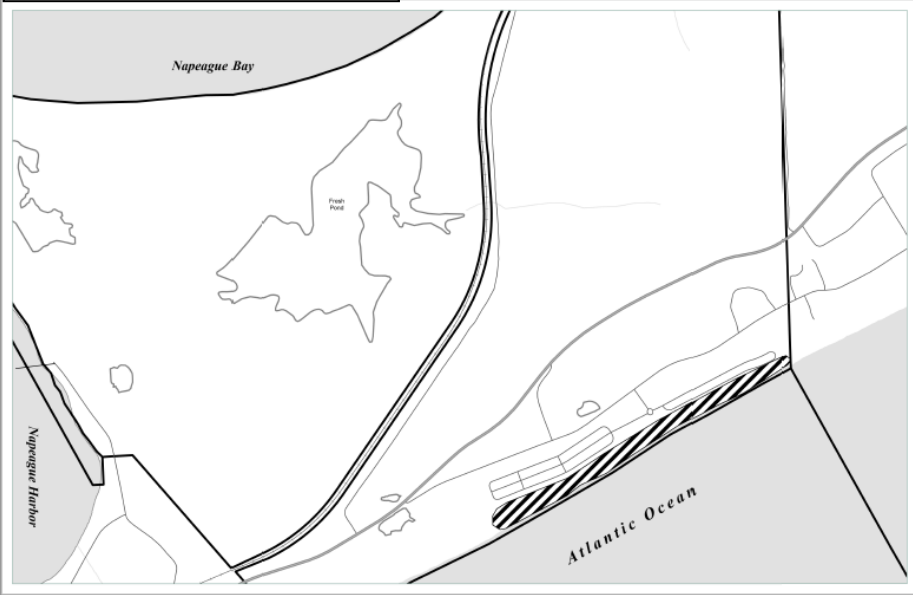


Fee: \$40 annually

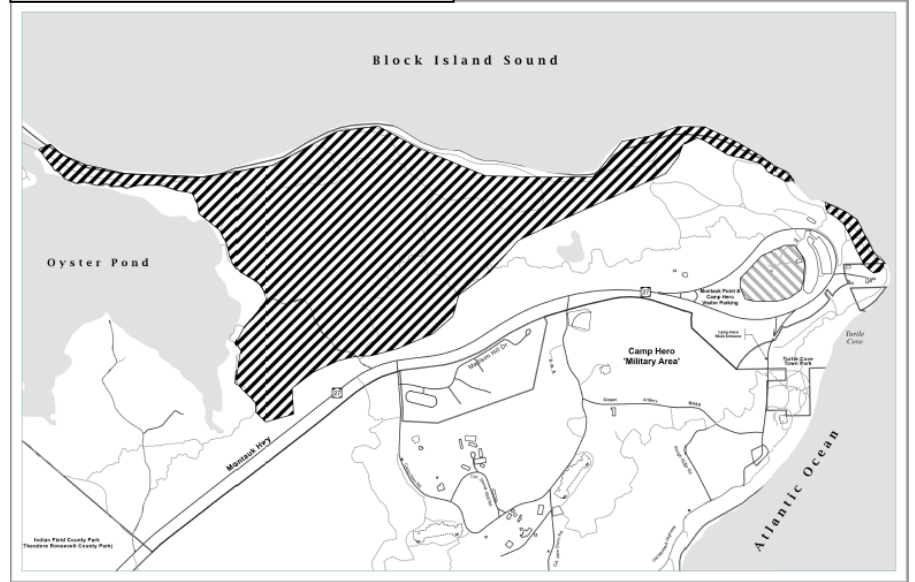
Permit expires December 31, regardless of issuing date.

This permit allows access to designated areas for metal detecting only at **the following Long Island locations:**

Hither Hills State Park
631-668-3781



Montauk Point State Park
631-668-3781



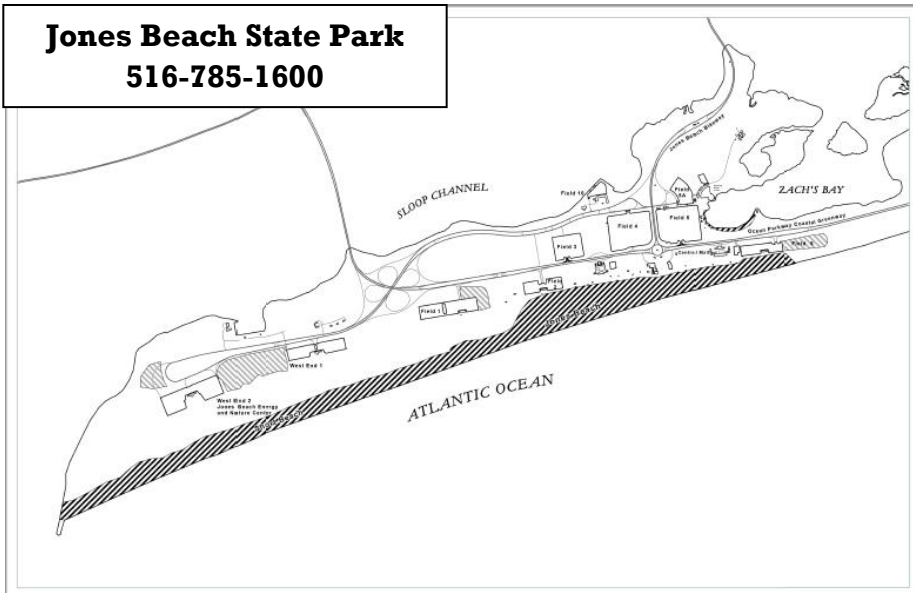
MAP KEY:

-  = Areas Open Year-Round
-  = Areas Open from Memorial Day to Labor Day

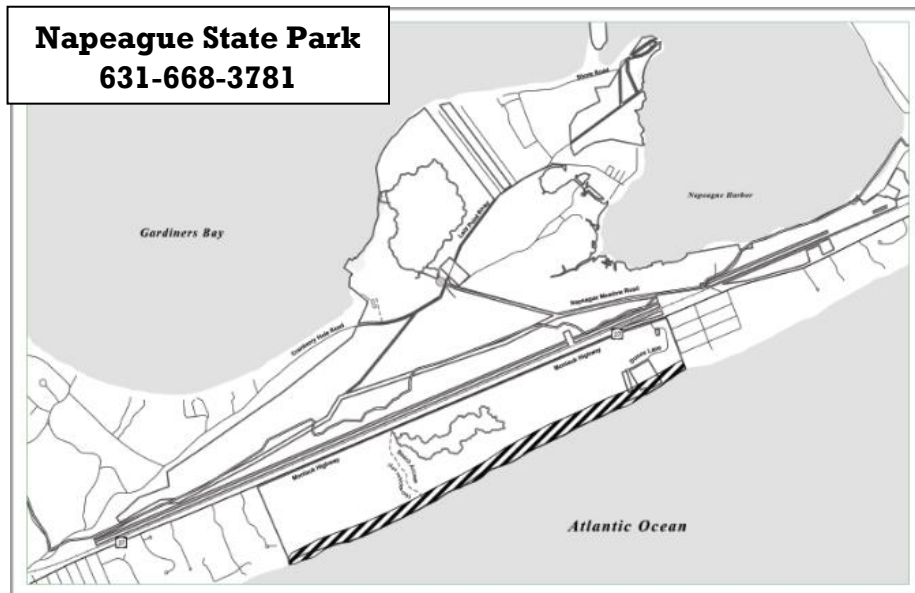
BEACH DUNE AREAS, GOLF COURSES, DRIVING RANGES, AND RESIDENCES ARE OFF LIMITS.

MUST NOT INTERFERE WITH WILDLIFE AND PIPING PLOVER NESTING AREAS

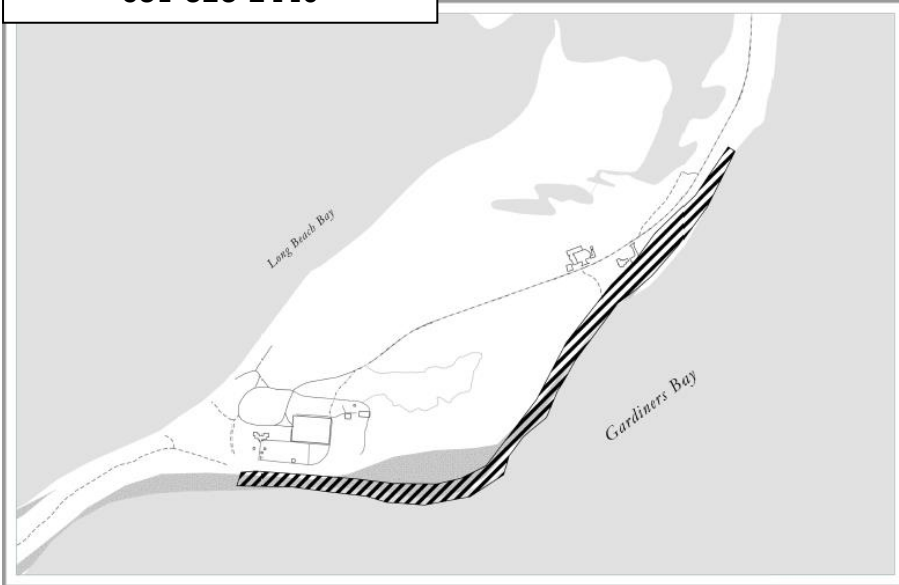
Jones Beach State Park
516-785-1600



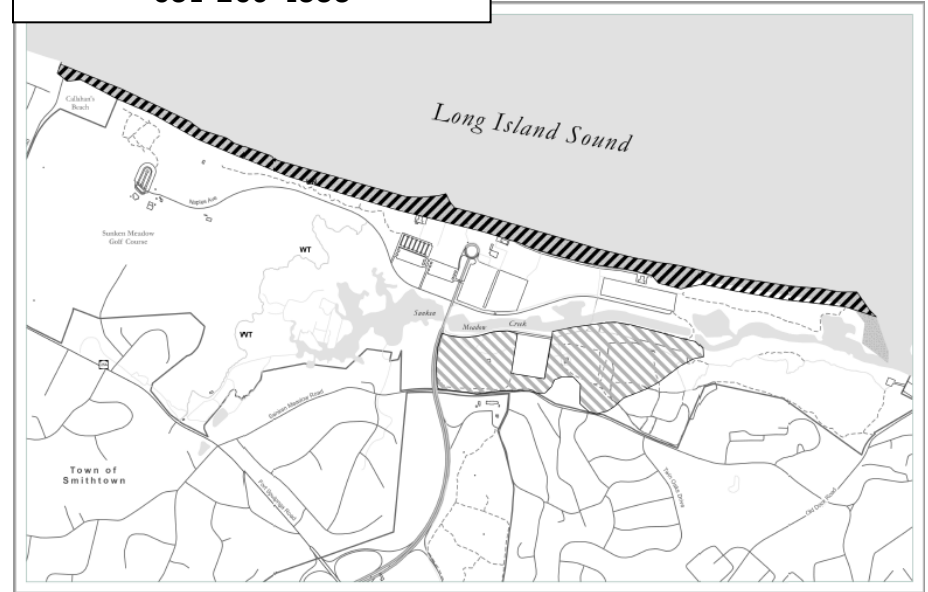
Napeague State Park
631-668-3781



Orient Beach State Park
631-323-2440



Sunken Meadow State Park
631-269-4333



MAP KEY:



= Areas Open Year-Round

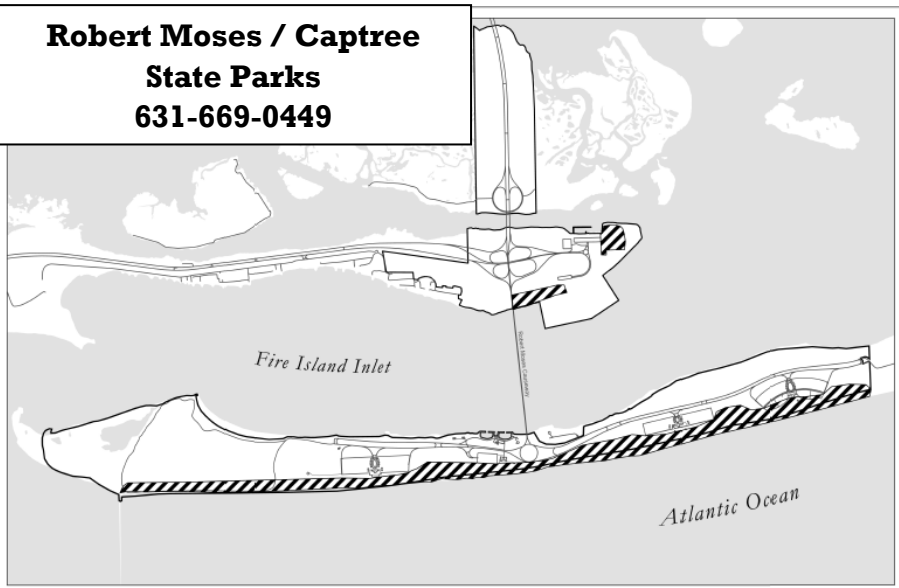


= Areas Open from Memorial Day to Labor Day

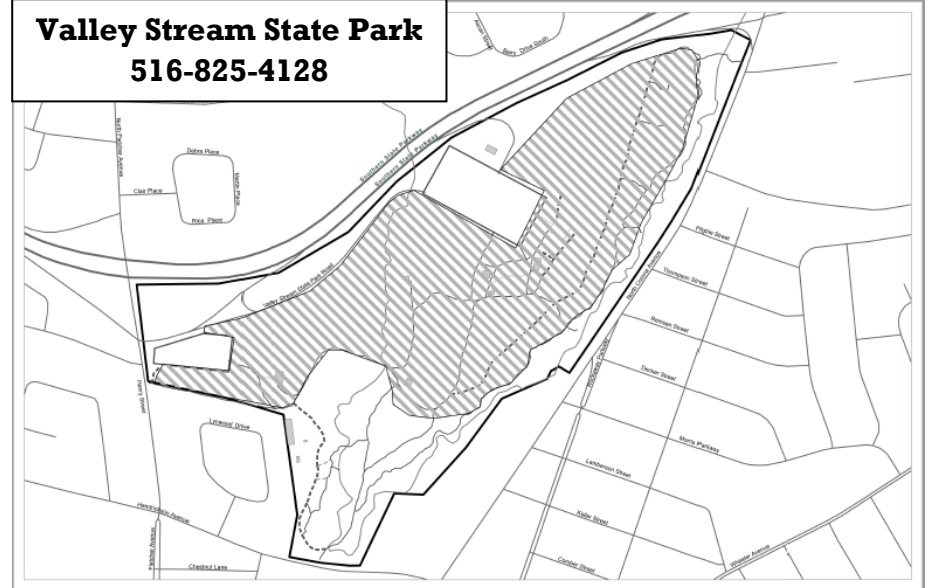
BEACH DUNE AREAS, GOLF COURSES, DRIVING RANGES, AND RESIDENCES ARE OFF LIMITS.

MUST NOT INTERFERE WITH WILDLIFE AND PIPING PLOVER NESTING AREAS

Robert Moses / Captree State Parks
631-669-0449



Valley Stream State Park
516-825-4128



Belmont Lake State Park
631-667-5055



MAP KEY:



= Areas Open
Year-Round



= Areas Open
from Memorial
Day to Labor Day

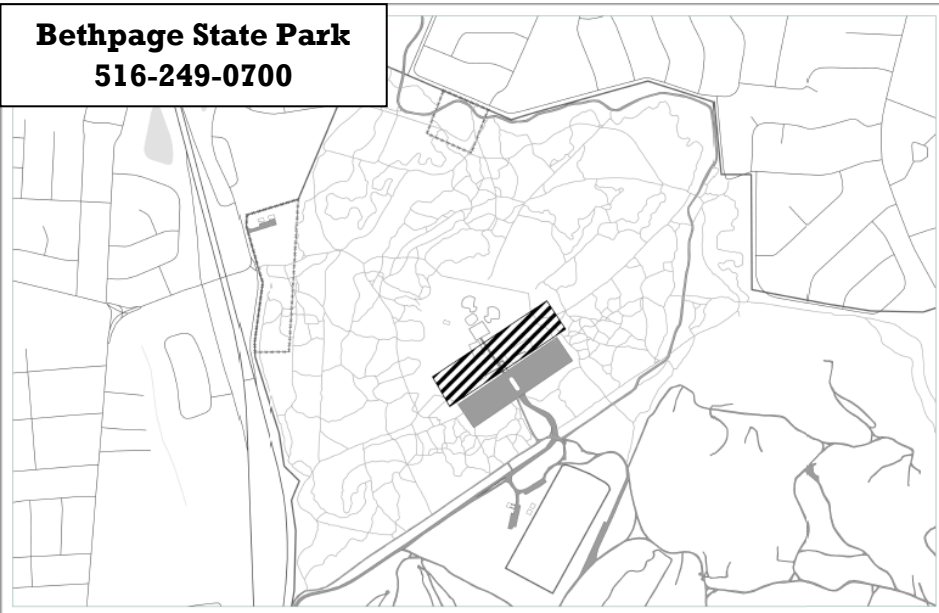
**BEACH DUNE AREAS, GOLF COURSES,
DRIVING RANGES, AND RESIDENCES
ARE OFF LIMITS.**

**MUST NOT INTERFERE WITH WILDLIFE
AND PIPING PLOVER NESTING AREAS**

Hempstead Lake State Park
516-766-1029



Bethpage State Park
516-249-0700



Heckscher State Park
631-581-2100

