

United States Department of the Interior
National Park Service

DRAFT

National Register of Historic Places Registration Form

This form is for use in nominating or requesting determinations for individual properties and districts. See instructions in National Register Bulletin, *How to Complete the National Register of Historic Places Registration Form*. If any item does not apply to the property being documented, enter "N/A" for "not applicable." For functions, architectural classification, materials, and areas of significance, enter only categories and subcategories from the instructions. **Place additional certification comments, entries, and narrative items on continuation sheets if needed (NPS Form 10-900a).**

1. Name of Property

historic name Westcott-University Neighborhood Historic District
other names/site number N/A

2. Location

street & number Bounded by portions of Madison Street, Bassett Street, East Genesee Street, Cumberland Avenue, Westmoreland Avenue, Euclid Avenue, Montana Street, Dakota Street, Kensington Road, Westcott Street, Broad Street, Lancaster Avenue, Ackerman Avenue, Stratford Street, Comstock Avenue, Ostrom Place, Ostrom Avenue, Clarendon Street, Greenwood Place, Bristol Place, South Beech Street. not for publication

city or town Syracuse vicinity _____
state New York code NY county Onondaga code 067 zip code 13210

3. State/Federal Agency Certification

As the designated authority under the National Historic Preservation Act, as amended,
I hereby certify that this X nomination ___ request for determination of eligibility meets the documentation standards for registering properties in the National Register of Historic Places and meets the procedural and professional requirements set forth in 36 CFR Part 60.

In my opinion, the property X meets ___ does not meet the National Register Criteria. I recommend that this property be considered significant at the following level(s) of significance:

___ national ___ statewide **X** local

Signature of certifying official/Title _____ Date _____

State or Federal agency/bureau or Tribal Government _____

In my opinion, the property ___ meets ___ does not meet the National Register criteria.

Signature of commenting official _____ Date _____

Title _____ State or Federal agency/bureau or Tribal Government _____

4. National Park Service Certification

I hereby certify that this property is:

___ entered in the National Register ___ determined eligible for the National Register
___ determined not eligible for the National Register ___ removed from the National Register
___ other (explain:) _____

Westcott-University Neighborhood Historic District DRAFT

Onondaga County, NY

Name of Property

County and State

Signature of the Keeper	Date of Action
-------------------------	----------------

5. Classification

Ownership of Property
 (Check as many boxes as apply.)

Category of Property
 (Check only **one** box.)

Number of Resources within Property
 (Do not include previously listed resources in the count.)

<input checked="" type="checkbox"/>	private
<input checked="" type="checkbox"/>	public - Local
<input type="checkbox"/>	public - State
<input type="checkbox"/>	public - Federal

<input type="checkbox"/>	building(s)
<input checked="" type="checkbox"/>	district
<input type="checkbox"/>	site
<input type="checkbox"/>	structure
<input type="checkbox"/>	object

Contributing	Noncontributing	
2611	116	buildings
2		sites
1		structures
		objects
2614	116	Total

Name of related multiple property listing
 (Enter "N/A" if property is not part of a multiple property listing)

Number of contributing resources previously listed in the National Register

Ward Wellington Ward Multiple Property Listing

6

6. Function or Use

Historic Functions

(Enter categories from instructions.)

- DOMESTIC/single dwelling
- DOMESTIC/multiple dwelling
- DOMESTIC/secondary structure
- COMMERCE/TRADE/specialty store
- SOCIAL/meeting hall
- GOVERNMENT/fire station
- EDUCATION/school
- RELIGION/religious facility
- TRANSPORTATION/road-related (vehicular)

Current Functions

(Enter categories from instructions.)

- DOMESTIC/single dwelling
- DOMESTIC/multiple dwelling
- DOMESTIC/secondary structure
- COMMERCE/TRADE/specialty store
- SOCIAL/meeting hall
- EDUCATION/school
- RELIGION/religious facility
- RECREATION AND CULTURE/theater
- TRANSPORTATION/road-related (vehicular)

7. Description

Architectural Classification

(Enter categories from instructions.)

Queen Anne, Colonial Revival, Tudor Revival,
 Mission/Spanish Colonial Revival, Prairie

Materials

(Enter categories from instructions.)

foundation: Brick, stone, cast stone
 walls: Brick, wood, stucco, aluminum, vinyl

Westcott-University Neighborhood Historic District DRAFT

Onondaga County, NY

Name of Property

County and State

School, Bungalow/Craftsman

roof: Asphalt, slate, tile

other:

Narrative Description

(Describe the historic and current physical appearance of the property. Explain contributing and noncontributing resources if necessary. Begin with a **summary paragraph** that briefly describes the general characteristics of the property, such as its location, setting, size, and significant features.)

Summary Paragraph

The Westcott-University Neighborhood Historic District is a large residential neighborhood built between 1840 and 1945. It is bounded by the main campus of Syracuse University (Comstock Tract Buildings, National Register [NR] listed 1980) and Thornden Park (NR listed 1994) on the west, and by residential development of markedly different character to the north, east, and south. The area within the district encompasses much of the area developed for residential use on the East side of Syracuse when the eastern city line was still at Cumberland Avenue. Several nearby residential areas have been previously designated as National Register Historic Districts. On the west side of Thornden Park is Walnut Park (NR listed 1983). Adjacent to the Westcott-University district on the southwest is the garden suburb development Berkeley Park (NR listed 2002). Not immediately adjacent, but nearby to the east in an area annexed by the city is Scottholm, another garden suburb (NR listed 2012).

Narrative Description

Resources

There are 2,016 parcels in the district, consisting of a total of 2,723 buildings. Of these, there are 2,611 contributing buildings, two contributing sites (Old Lodi Cemetery and Westminster Park), and one contributing structure (Westminster Park Stairs). A total of 756 contributing buildings are detached garages or outbuildings. There are 48 vacant lots, three of which are parking lots. A total of 116 buildings are non-contributing, mostly due to age, but in some cases due to lack of integrity. There is a small number of public buildings that include three schools (one non-contributing due to age), two fire stations (one non-contributing due to age), one library (non-contributing due to age), and two purpose-built churches. However, the majority of the buildings in the district were built as, and remain, residential properties. While some formerly residential buildings are now used commercially, only sixteen buildings were built for retail, office, or other commercial use.

Westcott-University Neighborhood Historic District DRAFT

Onondaga County, NY

Name of Property

County and State

Topography

The terrain of the eastern part of Syracuse rises steeply to the south from the valley of the Erie Canal (now Erie Boulevard) to the heights of University Hill and the Westcott neighborhood. Residential settlement began early south of and parallel to the canal at a slightly higher elevation along what is now East Fayette Street, Lexington Avenue, and East Genesee Street. These three main east-west arteries ran roughly parallel to the Erie Canal to which they were connected by a series of small north-south connecting arteries. As development extended further south in the latter part of the nineteenth century, these short connecting streets were extended into longer avenues, creating a series of important north-south through-streets to the west of what would become Thornden Park (Crouse, Irving, University, Walnut, Comstock, Ostrom Avenues), and a smaller number of through-streets to the east of Thornden Park and South Beech Street. Foremost among these is Westcott Street, which was opened earliest and extends farthest south. Westcott Street and all other north-south arteries (South Beech Street, Columbus Avenue, Bassett Street, and Westmoreland Avenue) rise noticeably and sometimes precipitously as they extend south. Once they reach parts of East Genesee Street and Dell Street the terrain levels out, however, and most of the development tracts are built on flat terrain.

Most of the district is situated at this relatively high elevation, but within this plateau many small hills or drumlins necessitate steep ascents and declines over short areas, as seen particularly on Westmoreland Avenue and Clarendon Street that traverse the hills. Residential development is sparser on top of the hills, with the notable exception of Euclid Terrace, which is entirely developed as an isolated enclave on a hilltop bordered by Westcott and Clarke Streets and Strong and Euclid Avenues. A small park exists atop the Westminster drumlin, the highest point in the neighborhood. This was created in part to stimulate development. Originally Cumberland Avenue was intended to cut across the hilltop between the 100 and 300 blocks, but this was never done, and the area remains a wooded enclave.

Most of the streets in the district are straight and contribute to the rectilinear grid, even when ascending steep hills. The major exceptions are South Beech Street and Strong Avenue which were once connected as parts of an earlier road, and now cut diagonally across part of the rectilinear street grid, most notably at the 600 block of Westcott Street. As part of this diagonal, South Beech Street rises steeply from East Genesee Street and forms the eastern border of Thornden Park. Bassett Street in the north part of the district, meanwhile, bends as it ascends the steep hill that began at the former Erie Canal and continues across East Genesee Street uphill to the south (Photo 5).

Westcott-University Neighborhood Historic District DRAFT

Onondaga County, NY

Name of Property

County and State

Other streets in the district that break the dominant rectilinear grid include Columbus Avenue, which is broken into three parts. The 300 block between Lexington Avenue and East Genesee Street, which is not included in the district, dates from the 1870s. The 500 block was developed in the 1880s as a straight one-block residential street originally called South Park (Photo 9). In between these is the 400 block which was developed only around 1900 out of the Rosenbloom Tract (Photo 7). This stretch of Columbus Avenue rises from East Genesee Street to Hawthorne Street in a sweeping curve.

Further south, several short straight blocks of street—parts of Buckingham Avenue and Kensington Road—are also connected in an irregular pattern surrounding the southern base of the Westminster drumlin and Maryland Avenue to the north. Westminster Hill itself is also reached by a steep staircase from East Genesee Street which was built in the 1920s. The stairs and the small park at the top are contributing features of the district.

Development Patterns

The district developed as multiple separate development tracts (described in Section 8), and certain urban aspects within these several tracts differ slightly. Within each tract there is general conformity of lot size, house size, and setback from the street, but some variation exists between the tracts. These differences are the result of topography, different periods of development, and the relative affluence of the targeted markets for houses in each tract. For example, there is a marked difference in the appearance of the 400 and 500 blocks of Allen Street (Photo 16), designed for the well-to-do, and the adjacent 100 and 200 blocks of Fellows Avenue, where houses were built two decades later, and aimed at homeowners of more modest means (Photo 28).

In addition, certain areas show a concentration of architect-designed houses, such as on corner lots along Allen Street at both Concord Place and Clarke Street; along the 1900, 2000, and 2100 blocks of East Genesee Street, and along the 300 and 400 blocks of Clarendon Street and adjacent blocks of Ackerman and Lancaster Avenues.¹

¹ A notice in the Syracuse *Post-Standard* of April 15, 1910 (“Demand for New Houses Keep Up, Contractors Say”) indicates the role of architects in the neighborhood development at that time: “In the East End, the Onondaga Realty Company is busy in the work of putting up new dwellings. This company finds a good demand for houses, especially on University Heights. The architects say that they are kept busy in preparing plans for a good grade of houses and that home builders are beginning to recognize the advantages of having plans made by experts, in which the artistic effect is given as much consideration as other features, which combine to make a home comfortable and attractive. A house designed by a practical architect, they contend, will, as a rule, bring more money than one planned by an inexperienced man, should the owner at any time wish to dispose of it.”

Westcott-University Neighborhood Historic District DRAFT

Onondaga County, NY

Name of Property

County and State

Today, entrances to the district come from many directions. Westcott-University neighborhood is firmly urban, and much automobile traffic passes through the neighborhood from the suburbs of DeWitt and Manlius, on the way to Syracuse University, hospital complexes, and downtown. Over time several intersections have developed as important neighborhood hubs for pedestrian and automobile traffic. Most of these hubs are located along Westcott Street and Euclid Avenue, and they are a residual effect of the former streetcar line. Within the commercial district the primary hub is the asymmetrical intersection of Westcott Street at Dell Street and Harvard Place. In the residential neighborhood the primary intersections are at Westcott and East Genesee streets, at Westcott Street and Euclid Avenue, and at Euclid Avenue and Fellows, Lancaster, Ackerman, and Ostrom Avenues.

Houses

The Westcott-University Neighborhood Historic District includes a small sample of houses that were built in the mid-nineteenth century before the area was intensively developed for residential use. They reflect the predominant styles found in rural communities throughout the Central New York region. These earliest houses are located facing the few major transit routes that cross the district from east to west (East Genesee Street) and northeast to southwest (South Beech Street). They include a few examples of the upright-and-wing type (704 South Beech Street), and several examples of the Italianate style in both brick and wood. Notably, since even the farms in this area mostly date from the mid-nineteenth century, there are no Greek Revival buildings in the district. Italianate houses were built mostly in the third quarter of the nineteenth century and pre-date Syracuse's suburban expansion to the east and the laying out of the new residential grids that mark the first new residential developments. The Italianate houses in the district are mostly situated on the transitional edges of the district.

Houses in the district were built in many styles popular from the 1880s through the 1930s. Most feature simple variations of the Queen Anne, Colonial Revival, and Craftsman styles. Hundreds of houses are similar in their size, forms of construction, interior plans, and exterior siding. There are a few larger Queen Anne style houses from the 1890s, and some smaller bungalows from the 1920s, but general conformity defines the architectural texture of the district. A small number of houses post-date World War II, filling in occasionally undeveloped lots. Though often quite small and plain, these mostly conform to the neighborhood's earlier appearance in shape and materials. Overall, the visual effect of the district houses, taken together, is one of infinite variation within defined parameters, or great diversity within the overall neighborhood uniformity of shape, scale, massing and materials.

Westcott-University Neighborhood Historic District DRAFT

Onondaga County, NY

Name of Property

County and State

The early decades of district development correspond with the popularity of the Queen Anne style. There are several impressive examples from the early 1890s and many more simple variations built for people of more modest income who moved to those tracts laid out in the 1880s and 1890s. These modest houses can be found in rows on Dell, South Beech (700 block) Westcott (300 block) and on Columbus Avenue (500 block), and a few other streets in the northern part of the district.

Queen Anne style houses, large and small, are likely to be built on an L-plan with a cross-gable roof, and often have siding with varied shingle patterns to emphasize different sections of a house and for visual enlivenment. Decorative shingle patterns survive in many house gables, and sometimes on upper stories. These include coursed, staggered, diamond, sawtooth, chiseled, square butt, and fish scale patterns and combinations of round and square shingles. One of the earliest and best examples of this type is 557 Allen Street, built before 1892 (Photo 20).

Within the parameters of two- and three-story wood-frame houses there is a great deal of variation of house details. These variations include differences in the placement of entrances, fenestration, roof types, and porches. Over time these variations also included different types of siding. Most houses in the district are free standing, approximately rectangular in plan, 2 ½-story, and of wood-frame construction with rough stone, cut stone, concrete block, or brick foundations. A handful of houses use concrete block for upper-story walls (such as 732 Lancaster), while two houses (877 Lancaster and 433 Roosevelt) are built entirely of concrete block. Most houses used different combinations of narrow or wide clapboard, shingles, and cedar shakes for siding.

Colonial Revival style houses are more likely to have simple rectangular plans and gable or gambrel roofs. They mostly have wider clapboards for siding, more regular fenestration, and classical detailing on porches.

Craftsman style homes have nearly square and rectangular plans, with a mix of clapboard and shingle siding. Many of these houses are notable for their steeply sloping roofs which encompass a second story that is articulated with a wide shed dormer.

The district also has a small number of houses constructed of brick (including 1014 Ackerman Avenue, and 204-206, 205-207, and 210-216 Fellows Avenue), though some of these may be wood-frame structures with brick facing (119 Clarke Street). A few houses (including 110 Kensington Place, 213 Westminster Avenue, and 1920

Westcott-University Neighborhood Historic District DRAFT

Onondaga County, NY

Name of Property

County and State

East Genesee Street) also use cobblestone construction for artistic effect, especially for porches. In size, shape, and many details, these concrete block and brick houses conform to the overall patterns of domestic architecture in the district.

A small number of single-story ranch-style houses and unadorned split-level houses are inserted throughout the district on lots that were left empty after the main period of development and construction that ended in the early 1930s. These newer and usually smaller houses mostly date from the 1950s and are outside the period of significance. The largest number of these fill the 700 block of Westmoreland Avenue. The paving of this block retains its original brick left in place because it provides better traction on the steep hill. Because of the steepness of the slope, these housing lots were left unbuilt until after World War II. A row of two-story apartments in a stripped-down style were added on the east side of the 300 block of Fellows Avenue in the mid-1960s filling previously undesirable lots. These were built against a drumlin hillside below Westmoreland Avenue. This location had long been left unbuilt because of poor drainage and no room for backyards. These houses are non-contributing due to their date of construction.

The re-siding of houses was taking place as early as the 1930s. By that time, older houses, some already forty years old, were re-sided with asbestos shingles, and this process continued at least into the 1960s. Beginning in the 1960s, aluminum was preferred as a replacement siding material, made to resemble clapboard. In the 1990s, vinyl siding became increasingly popular and the replacement or covering of older siding with vinyl continues today, especially for rental properties. The use of these materials did not always require the removal and destruction of the original siding. No doubt rotten shingles or clapboards were removed in some cases, but often new siding was simply placed over the old, hiding but not destroying the original siding. In a few cases, notably the NR listed Morgan Dunne house at 464 Allen Street, metal siding has been removed to reveal the original appearance (Photo 17).

Six houses within the district are individually listed on the National Register of Historic Places. Four of the six were designed by Ward Wellington Ward, the prominent Arts & Crafts Movement architect, and are part of the Multiple Property Document of the Architecture of Ward Wellington Ward. These are the Estabrook House at 819 Comstock Avenue (NR Listed 1997), the Welsh House at 827 Lancaster Avenue (NR listed 1997), the Orlo Blanchard House at 329 Westcott Street (NR listed 1997), and the Morgan Dunne House at 464 Allen Street (NR

Westcott-University Neighborhood Historic District DRAFT

Onondaga County, NY

Name of Property

County and State

listed 2017). Additionally, the Gustav Stickley House at 438 Columbus Avenue (NR listed 1984) and the Babcock-Shattuck house at 2000-2004 East Genesee Street (NR listed 2004) are individually listed.

Streetscape

Most streets are lined with building lots that are 40 feet in width. While these seem relatively narrow today, the lots were ample compared to the cramped building conditions found in many mid-nineteenth-century urban centers. The district conforms to the plan type described by McAlester as “Streetcar Suburban.”² Houses are free standing, though often set close to neighboring structures. In some cases, and commonly after 1920, very narrow driveways give access from the street past the side of the house to the rear of the lot, where often detached one- and two-car garages were located. After World War I, small one-car garages were often built-in conjunction with houses. Side driveways were either gravel, concrete tracks, or solid panels. Many driveways were inserted after houses were built, so they are narrow and shared by two houses. Some adjoining driveways have been widened and connected to maximum possible size. Today, most driveways are sealed asphalt.

Not all houses were built with garages, but garages were added to properties in the 1920s and later, frequently built behind older houses. Many garages survive but small early garages are slowly being replaced with bigger ones. Almost all garages built during the period of significance have retained their original location, but some have been rebuilt or replaced. Many garages retain original walls and doors, but many have had doors replaced with more recent types, especially metal lift doors. It is not always possible to determine the full extent of these changes and when they occurred.

Blocks of various lengths are filled with a range of house types, but the basic setbacks, size, and shapes are mostly consistent, creating a continuous and unified interconnected series of streetscapes. Originally, and in many cases still today, streetscapes are further unified by single-species tree planting. Streets in the several tracts that now constitute the district were originally paved in brick, though all but two blocks (200 block of Clarendon Street and 700 block of Westmoreland Avenue) are now over-paved in asphalt. All but a few streets are curbed with stone which separate the street pavements from city-owned berms with grass and trees and concrete sidewalks.

The presence of concrete sidewalks is a defining characteristic of the neighborhood. Adding sidewalks in older neighborhoods or requiring them in newly developing areas was a major concern of city administrators and

² Virginia Savage McAlester, p. 67

Westcott-University Neighborhood Historic District DRAFT

Onondaga County, NY

Name of Property

County and State

residents after 1900. Streets developed after World War II south of Broad Street (the southern limit of much of the district), however, rarely have sidewalks. While most of the sidewalks in the district are constructed with a 5-foot width, there are also 3-foot-wide sidewalks. The width of the sidewalks and the adjacent berms is an indication of the relative prestige of the streets. For example, Allen Street has wide sidewalks and extra wide berms while nearby Fellows Avenue with its smaller lots and homes has narrow sidewalks and berms. Allen Street berms supported large shade trees; Fellows Avenue berms did not. The 100 block of Strong Avenue only has a narrow sidewalk on the east side, while the west, which is the unbuilt drumlin slope beneath Euclid Terrace, is unpaved and left wild. In the district, only the 700 block of Westmoreland does not have any sidewalks, as this was not developed as a residential block until the 1950s.

Parks and Green Spaces

The Westcott-University Neighborhood Historic District sits between two large and heavily used public parks – Thornden Park on the Northwest and Barry Park and the adjacent Meadowbrook Detention Basin to the southwest. Thornden Park, the former Thornden estate, was purchased by the city and opened as a public park in 1921. Its opening was welcomed in the district, which was already mostly built-up. Thornden Park was listed on the National Register in 1994. The Syracuse University campus with substantial private but publicly accessible greenspace is immediately east of the district. William A. Barry Park is a city park with a playground and playing area south of Broad Street that was opened in 1957. The district also connects with Morningside Park at its southwest corner behind Edward Smith School (Photo 54). This park is now overgrown and little used, but in the 1930s it was a site for winter sports. It occupies a steep drumlin and has city water tanks at its summit.

The Comstock Tract of Syracuse University with its buildings was listed on the National Register in 1980. Significantly, the presence of the university did not greatly impact the original development of the neighborhood to its east. The university was small, and the focus of its growth was to the north and west.

The garden suburb of Berkeley Park, with abundant private greenspace, adjoins the district on the Southwest. It was listed on the National Register in 2001. Within the more densely built Westcott-University Neighborhood Historic District, however, there are only a few public parks or green spaces, including:

Westcott-University Neighborhood Historic District DRAFT

Onondaga County, NY

Name of Property

County and State

- The small round Westminster Park sits atop of the Westminster drumlin, south of Euclid Avenue between Maryland and Lancaster Avenues. It is reached by the Westminster stairs from Euclid Avenue or by road from Westminster Avenue on the south (Photo 58-59).
- The Lodi Cemetery is a small green space on the east side of South Beech Street, opposite Thornden Park. There is a commemorative monument on the site, all that marks the cemetery of the nineteenth-century village of Lodi (Photo 76).
- The one block-long Concord Place has a wide green median that on some 20th century maps was referred to as “Concord Park.”
- Within the street grid there are three small public green spaces, all where the orthogonal streets grid is interrupted by diagonal streets. 1) A circular mound with vegetation and now surrounded by paths and benches is at the intersection of South Beech and Westcott Streets. This space is the result of adjustment of these streets in ca. 1970; 2) Lennox Avenue widens into a rectangular green space between Strong and Fellows Avenues; 3) A triangular green space is situated at the intersection of Buckingham Avenue and Kensington Road.

The present-day abundant urban forest consists of thousands of trees on private property and street trees growing on most berms between sidewalks and streets. Some areas have seen changes in visual effect due to loss of original street trees and landscape features have changed over the years, but such changes were anticipated when the then-nearly barren land was first laid out for new housing. Different types of trees have been planted on city-owned berms, and a wide range of landscaping options have been pursued by individual property owners. Early photographic documentation of the area is sparse, but the few known photos show open spaces awaiting development and still new trees. Overall, greenspace has thickened over time providing some streets with lush gardens and shade. Still, unadorned grass front yards remain most common, often with shrubbery to the side or close to the house

Urban and Architectural Condition

The Westcott-University Neighborhood Historic District has retained a high degree of urban and architectural integrity, meeting all seven of the National Register criteria for integrity: location, setting, design, materials, workmanship, feeling, and association. The district is defined by location and setting. These have shaped the district's appearance and use over more than a century. In Syracuse, the name Westcott has taken on iconic status. The mention of the name immediately conjures the look of the neighborhood, and its lively history and present.

Westcott-University Neighborhood Historic District DRAFT

Onondaga County, NY

Name of Property

County and State

The design of the original street layout of the district is intact, as is the design of most individual buildings and larger streetscapes in the district. There are only a few gaps where buildings have been demolished or intrusions built. Similarly, most visible architectural design and construction remains closely to the original intent of the first builder. There have been changes to individual properties, especially the increasing number of former individually owned houses that are now managed as commercial rental properties. Still, these changes are superficial and usually reversible. Overall, the integrity of design, workmanship, and materials of more than two thousand houses and garages remains high. Importantly, the feel and association of the district is its greatest strength. For more than a century – for some blocks more than 140 years – the Westcott-University Neighborhood Historic District has been and remains a tight-knit, lively, walkable residential neighborhood with a strong collective identity based on the visible qualities of place and form, but also less tangible but very real associations of vitality, tolerance, and quality of life.

Methodology for Determining Contributing and Non-Contributing Resources

Contributing:

A building constructed during the period of significance - 1840-1945 - that has been historically associated with the commercial, residential, and/or civic life of the district is considered contributing if it retains, at a minimum, integrity of location, setting, design, feeling, and association. The “rhythm” and organization of spatial elements that compose the visual corridors along the streetscape were also considered essential to the integrity of the visual setting and historic feeling of the district. Alterations made during the period of significance illustrate the historic district’s continued adaptation to changing economic and demographic conditions of the city of Syracuse and are, therefore, considered acceptable. Alterations made after 1945 (outside of the period of significance) such as the installation of vinyl siding, replacement windows placed in original window openings, and small-scale rear or side additions are also considered acceptable if they appear to be reversible without destruction of integrity to the building. These types of changes would not necessarily make a building non-contributing so long as they did not significantly alter the overall building massing, patterns of openings, and roof shape, as in many cases the residing of a building did not necessitate the destruction of historic siding but merely encapsulated it.

Non-contributing:

All buildings that were constructed post-1945 fall outside the period of significance and are thereby considered non-contributing. Those buildings that were constructed during the period of significance but have been severely impacted by alterations from the recent past that have obscured the building’s historic character and detracted

Westcott-University Neighborhood Historic District DRAFT

Onondaga County, NY

Name of Property

County and State

from the continuity of the streetscape are non-contributing; for example, the movement or infilling of door and/or window openings, or porches in such a way to permanently alter the visual appearance, the facade relief, or the original size and scale of the building. In addition, fenestration that has been modified and no longer aligns with the typical or characteristic size and scale of historic window openings, changes to historic window symmetry, or that reduces the number of windows by more than two, and additions or demolitions that dramatically alter the original scale and size will make a building be considered non-contributing to the district.

Please see a full resource list which is available at the end of this nomination.

8. Statement of Significance

Applicable National Register Criteria

(Mark "x" in one or more boxes for the criteria qualifying the property for National Register listing.)

- A Property is associated with events that have made a significant contribution to the broad patterns of our history.
- B Property is associated with the lives of persons significant in our past.
- C Property embodies the distinctive characteristics of a type, period, or method of construction or represents the work of a master, or possesses high artistic values, or represents a significant and distinguishable entity whose components lack individual distinction.
- D Property has yielded, or is likely to yield, information important in prehistory or history.

Criteria Considerations

(Mark "x" in all the boxes that apply.)

Property is:

- A Owned by a religious institution or used for religious purposes.
- B removed from its original location.
- C a birthplace or grave.
- D a cemetery.
- E a reconstructed building, object, or structure.
- F a commemorative property.
- G less than 50 years old or achieving significance within the past 50 years.

Westcott-University Neighborhood Historic District DRAFT

Onondaga County, NY

Name of Property

County and State

Areas of Significance

(Enter categories from instructions.)

Community Planning and Development

Architecture

Period of Significance

1840-1945

Significant Dates

1840

1875

1945

Significant Person

(Complete only if Criterion B is marked above.)

N/A

Cultural Affiliation

N/A

Architect/Builder

ARCHITECTS

Albert Brockway (architect, 1864-1933)

Clarence Congdon (architect, 1875-1951)

Gaggin & Gaggin (architects)

Edward Howard (architect)

Paul Hueber (architect, 1892-1943)

Harry Phoenix (architect)

Edward Quick (architect)

Revels & Hallenbeck, architects

Archimedes Russell (architect, 1840-1915)

Justus Moak Scrafford (1878-1947)

Gustav Stickley (designer/builder, 1858-1942)

Wellington Taber (architect, 1866-1943)

Alfred T. Taylor (architect, 1866-1944)

Ward Wellington Ward, (architect, 1875-1932)

LaMont Warner (architect, 1876-1970)

Charles D. Wilsey (architect)

Gordon Wright (architect, 1866-1950)

DEVELOPERS & BUILDERS

Period of Significance (justification)

The period of significance for the Westcott-University Neighborhood Historic District is 1840 to 1945. One of the present streets within the historic district, South Beech Street, existed during the early nineteenth century and was the location for several early farmhouses, some of which remain amid the suburban development of the late nineteenth and early twentieth centuries. These are not dated, but based on a form, style, and location, the earliest extant house is probably 704 South Beech Street, built ca. 1840 (Photo 37). The period of significance includes the transformation of what remained sparsely occupied farmland in the years after the end of the Civil War into a thriving streetcar suburb by the advent of World War II. The first streetcars arrived in this section of Syracuse in the 1870s, and the first suburban development tract in the district was filed in 1875. The building boom of the early twentieth century had come to an end with the Great Depression and the onset of World War II, at which time more than ninety percent of the lots in the district were built. Infill of remaining lots – left empty for a variety of reasons - continued into the district in the 1950s, especially in the southernmost part.

Westcott-University Neighborhood Historic District DRAFT

Onondaga County, NY

Name of Property

County and State

Criteria Considerations (explanation, if necessary)

N/A

Statement of Significance Summary Paragraph

(Provide a summary paragraph that includes level of significance and applicable criteria.)

The Westcott-University Neighborhood Historic District is significant under Criterion A in the area of Community Planning and Development as an intact and complete example of a series of adjoining streetcar suburbs in Syracuse which today is knitted into a single neighborhood. The greater Westcott-University neighborhood originated as a group of independent real estate development tracts in the late nineteenth and early twentieth centuries. All these tracts were purchased and planned out beginning in the 1870s, with the bulk of development taking place between 1900 and 1945. Later development occurred in the adjacent areas to the east and south of the district in the post-World War II era. While today the neighborhood is associated by proximity with Syracuse University, during the district's development the university had little impact on the neighborhood's development. The university was still small, and the university's growth was focused on its own tract, and subsequently towards the city to the west and north.³

From the start, development in the district was primarily intended for homebuyers of moderate means, with only small sections intended for more wealthy individuals and families. This was the era of the new suburban expansion in cities throughout America, when the burgeoning networks of streetcars allowed access to new neighborhoods on the outskirts of the growing downtowns, many of which were being planned and designed as attractive rural-like getaways from the city with widely spaced lots and gracious, architect-designed homes. While the Westcott-University Neighborhood Historic District came into being because of this exodus from the crowded downtown of Syracuse, the various tracts that constitute the district were mostly laid out in smaller lots to be more affordable to those for whom owning a home was an important step toward financial and social stability. The houses that filled these small lots in the neighborhood represent the range of styles and types that were popular and available for affordable construction in the nation's new suburban neighborhoods. The new houses were occupied by mechanics, laborers, street railroad operators, and salesmen more than by attorneys, bankers, and others of greater financial means. As a result of its pattern of development, the district as it exists today features a high degree of both density and consistency in architectural style. The district remains primarily residential with a small

³ Jeffrey Gorney, *Syracuse University: An architectural Guide* (Syracuse: Syracuse University Press, 2006).

Westcott-University Neighborhood Historic District DRAFT

Onondaga County, NY

Name of Property

County and State

commercial district and several institutional buildings. Buildings and the original development plans retain a high degree of integrity providing a visually and historically distinctive setting on a vast scale that includes more than 160 blocks and close to 2,800 buildings.

The Westcott-University Neighborhood Historic District is also significant under Criterion C in the area of Architecture. The architecture of the district provides a textbook of American urban residential styles of the late nineteenth and early to mid-twentieth centuries, with a much wider range of types and styles reflective of the financial means of different urban classes than one finds in the more exclusive nearby contemporary garden suburbs. The district exhibits a mixture of architectural styles and house plans, from simple gable-front forms to larger residences executed in popular architectural styles of the period such as Queen Anne, Craftsman, Prairie, and Colonial Revival styles. In the 1880s and 1890s house construction in the neighborhood often included simpler versions of more high-style Queen Anne, Shingle, and Colonial Revival types. After 1900, the common forms were Foursquare, Craftsman, and generic Colonial Revival styles, and more pronounced versions of English and Dutch Colonial Revival, all of which were aggressively marketed in home magazines and in house and building supply catalogs. Most houses in the district that were built after World War I derive from common patterns available from pattern-books, lumber companies, or building contractors. There are, however, many architect-designed houses in the district, including superb examples of Colonial Revival and Arts & Crafts styles by prominent Syracuse-based architects including Albert Brockway (2118 East Genesee Street), Clarence Congdon (301 Clarendon Street), Paul Hueber (141 Clarke Street), Edward Howard (100 Concord Place), Harry Phoenix (815 Lancaster Avenue), Justus Moak Scrafford (317 Clarendon Street), Alfred T. Taylor (422 Euclid Avenue), LaMont Warner (125 Concord Place), Gordon Wright (536 Allen Street), and many by Ward Wellington Ward.

Following World War II, scattered lots in the district that had not been developed before the depression of the 1930s, were mostly infilled with modest box-like cottages and ranch houses. Mostly, this type of post-war development happened in larger still-open areas east and south of the district, especially along Meadowbrook Drive and between Broad Street and West Colvin Avenue, creating a very different type of streetscape from earlier portions of the neighborhood, essentially contemporary suburban style development within the city limits. While the district is defined by its own characteristics, it is also defined – especially at its southern boundary – in contrast to the newer suburban patterns and aesthetics of post-1945.

Westcott-University Neighborhood Historic District DRAFT

Onondaga County, NY

Name of Property

County and State

Single-family residences are the dominant residential building type found in the district, but there are also many two-family units, and a much smaller number of four-, six-, and eight-unit apartment buildings. All of these, however, conform to a consistently limited and complementary range of height and mass limitations, site location, orientation, and setbacks. Together, these limitations, combined with both the emphasis on modest buildings on narrow lots and the overall integrity of the buildings and streetscapes, create an extraordinarily high level of architectural uniformity and consistency throughout the district. As a result, the neighborhood now contains an extensive and intact representation of residential architectural styles and forms that were popular with and available to moderate and middle-income homebuyers in the late nineteenth and early to mid-twentieth centuries, interspersed with the religious, educational, commercial, and institutional buildings that served this population. Initially, the public, religious, and commercial buildings are built to a scale of materials that generally conform to the neighborhood character. The Edward Smith School and Erwin Methodist Church (Photo 66) are designed in keeping with Arts and Crafts Movement-inspired houses of the district. In the post-World War II period, when Erwin Methodist Church was rebuilt in brick in a pronounced Colonial Revival style, it still conforms to the style of many neighborhood houses.

Overall, the street grid, lot configurations, and building types which span approximately 140 blocks of the Westcott-University neighborhood form an excellent example of suburban expansion that resulted from an outward migration from the downtown core of Syracuse that was in turn made possible by the extension of streetcars and augmented in the early twentieth century by the growing availability of automobiles. Automobiles did not change the configuration of the district but did bring about new types of paving, the construction of more garages on the rear of private lots, the expansion of driveways, and by the 1930s, the introduction of a gas station in the commercial area on Westcott Street.

Narrative Statement of Significance

The Westcott-University Neighborhood Historic District comprises a large area of the Eastside of the city of Syracuse that is almost entirely residential, except for a small commercial district and a scattering of educational and religious buildings. The name Westcott comes from Westcott Street, which was laid out in the 1870s and named for Syracuse Mayor Amos Westcott (1815-1873). Westcott Street was the eastern terminus of the streetcar line that began to serve the area in 1889 and would soon form a loop that encouraged development south on Westcott Street and along Euclid Avenue, where the line turned back west to the still-new Syracuse University (founded in 1870) and then downtown. In the 1920s, the Westcott Street Business District was named as a

Westcott-University Neighborhood Historic District DRAFT

Onondaga County, NY

Name of Property

County and State

destination, especially after the opening of the Harvard Theater in 1926.⁴ The entire residential area had no single designation, but was known generally as the Eastside, which until 1938 extended to the then-city line at Cumberland Avenue. Other names for parts of the growing residential neighborhood were used early on by realtors. These mostly were the names of some of the individual development tracts. In the post-World War II period of Syracuse University expansion, the broad name University Neighborhood referred to the area to the west, north and south of the campus, while “Westcott” became the preferred designation for most of the area to the east.⁵ From the mid-1970s this was coupled with the name “Westcott Nation” adopted first by participants in the local counterculture and is still often used today. Beginning in the 1990s, as Syracuse University grew and changed its housing rules, more and more owner-occupied residential properties were transformed into student rental housing, and the name University Neighborhood became dominant for the Southwestern part of the area included in the district. Today, long-term residents are more likely to refer to “Westcott,” while the transient student population refers to the “University.”

Historically and architecturally this area developed as part of the continuous process of development on the Eastside between the late 1880s and the 1930s, dependent on the location of the streetcar line along Westcott Street and Euclid Avenue. Today, the term Eastside is used to refer to a much larger area that includes post-World War II development east of Cumberland Avenue and south of Broad Street outside of the Westcott-University Neighborhood Historic District.

The area transitioned continuously from farmland to residential use from the 1870s through the 1930s with the development of many private tracts, all of which were dependent on an interconnected street grid. The residential development of the district spread generally from northwest to southeast. The growth of the district in the late nineteenth and early twentieth centuries was dependent on multiple factors, but primarily the existence of an early road (now South Beech Street), the extension of the streetcar route in the 1880s, and the expansion of the nearby Syracuse University. The overall development of the area followed common patterns of growth throughout Syracuse and is typical of urban expansion in the late nineteenth and early twentieth centuries. For most of the district the rectilinear street grid is the defining spatial feature. The City of Syracuse and individual land developers followed the same system on the Eastside in the late nineteenth century but often adapted lot sizes to maximize efficient and profitable layout.

⁴ 2-page advertising spread announcing opening of the Harvard Theater, *Post-Standard*, April 11, 1926.

⁵ “Blood Donor Drive Mapped for Westcott Neighborhood,” *Syracuse Post-Standard* January 25, 1950

Westcott-University Neighborhood Historic District DRAFT

Onondaga County, NY

Name of Property

County and State

Early Expansion of Syracuse and Origins of Westcott

Most of the development tracts which constitute the district were first planned and laid out beginning in the 1870s, with most of the buildings being constructed from the early 1900s to the late 1930s. This was a period when the city of Syracuse was undergoing a profound change. With its origins first in the salt industry in the late eighteenth century, later augmented by the creation of the Erie Canal in the 1820s, the new city of Syracuse emerged by the middle of the nineteenth century as an important trading center. The fledgling city, created in 1848 by the merging of the village of Salina on the southeastern edge of Onondaga Lake and the village of Syracuse that was created along the Erie Canal, contained the juncture of the Erie Canal and the Oswego Canal, and soon had a stop on the new railroad lines that connected the Erie Canal cities and villages. As Syracuse's salt industry went into a slow decline through the last half of the nineteenth century, new industries arose that took advantage of both the transportation connections and the waves of immigrants that came here on the canals and railroads. Factories for products such as barrels, candles, beer, machine parts, and more lined both the Oswego and Erie Canals by the 1860s and 1870s, and in turn spurred the increasing use of what is now downtown Syracuse for commercial and office purposes. With the foundations of this diversified manufacturing-based economy in place, Syracuse entered a period of rapid growth, in both its economy and its population, in the last third of the nineteenth century.⁶

The core of the new city's population in the mid-nineteenth century remained focused on the Erie and the Oswego canals and on Salina Street as it extended to the south from the Erie Canal. The historic course of the Genesee Turnpike provided a secondary corridor that extended east and southeast from its intersection with the Erie Canal in downtown Syracuse, and west toward the village of Geddes. Maps and bird's-eye views of Syracuse through the early 1870s show the city as densely concentrated along these corridors, extending east to University Avenue, west to Geddes Street, and south to Harrison Street.

Genesee and Fayette Streets ran parallel to each other along the south side of the Erie Canal east of the city, in an area known in the mid-nineteenth century as Lodi, but only two roads extended south from there east of Ostrom Avenue. One was South Beech Street, the remnant of a path used by the Haudenosaunee that predated the

⁶ For a more complete summary of the early history of Syracuse, see Bruce G. Harvey and Samuel D. Gruber, *City of Syracuse Historic Resources Survey: Washington Square Neighborhood* (prepared for the City of Syracuse, NY, September 2013), 10-42. For the nineteenth century physical development of Syracuse, see Harvey and Gruber, "Urban Renewal-Era Architectural and Engineering Resources in Syracuse, NY, 1945-1975," Multiple Property Documentation Form, prepared for the City of Syracuse, NY, October 2016. Copies of both reports are available in the files of the Syracuse-Onondaga County Planning Agency, Syracuse, NY.

Westcott-University Neighborhood Historic District DRAFT

Onondaga County, NY

Name of Property

County and State

settlement of Syracuse, which angled to the southeast from the historic Lodi Road, crossed the Erie Canal, and continued through what is now Dewitt toward Jamesville.

The Westcott-University Neighborhood Historic District began to develop in the 1870s after Syracuse University, which was established in 1870 in downtown Syracuse, moved to University Hill in 1873, which was then at the southeastern edge of the developed portions of Syracuse. The Westcott-University Neighborhood Historic District then emerged to the east of the University.

Pre-Suburban Developments: Syracuse Expands to the East

The development of tracts that formed the Westcott neighborhood was a product generally of the growth of Syracuse as a manufacturing entity, as the city's businessmen tapped into the need to provide housing for an ever-growing population in an era when suburbs were becoming increasingly popular throughout the nation. An underlying component of the development of American cities in the late nineteenth century was the increase in professional managerial positions as the corporate nature of American businesses grew more complex and as "white collar" literate administrative and clerical support staff grew in numbers. This rise of an urban professional class, tied either directly or indirectly to the growth in manufacturing, made for new levels of affluence for middle-class citizens.

Cities had remained compact and dense through the 1850s to allow people to walk to their places of employment, and the availability of houses within the city that those in mid-level managerial and professional positions could afford was extremely limited. In the years after the Civil War, affluent members of the new managerial and professional class began purchasing or building new substantial houses, often in the Queen Anne style, in neighborhoods still in walking distance to the downtown such as West Onondaga Street on the city's west side. On the east side a wealthy residential neighborhood was developed around Walnut Park. This area, just north of and downhill from Syracuse University, developed beginning in 1870 and was soon fully built. Similar development took place in the 1890s along East Genesee Street further east, as far as Columbus Avenue and Westcott and Allen Streets. Many of Syracuse's new urban residents, however, while not wealthy, soon had sufficient income to afford modest detached houses rather than apartments.

Westcott-University Neighborhood Historic District DRAFT

Onondaga County, NY

Name of Property

County and State

Street Railways

With nearly all new professional jobs located in downtown Syracuse or along the Oswego or Erie Canals, having a residence within walking distance of one's workplace was crucial in the era before public mass transit. The advent of urban mass transit in the form of streetcars in the 1850s allowed upwardly mobile urban residents to have a taste of the country. In 1889, a Syracuse real estate agent put the situation in clear terms:

What this town needs, and what it has got to come to, is more rapid transit, so that a man may live two or three miles out and yet able to reach his work a few minutes after eating breakfast. Some people seem to think that the building of street railways has got to be a craze here. Instead of that it had got to be a necessity... Now the more tracks are laid the more need appears for others, and this year promises more fine improvements of that sort.⁷

The first streetcar company in Syracuse, the Central City Railway Company, was chartered in 1859 and began operations in 1860. As with all streetcars at the time, the Central City's cars were pulled by horses. The company operated on approximately 1 1/2 miles of track that was formed by spiking a single strip of iron to a wooden stringer. The cost of laying even such a basic track was high and limited the distance that a single company could cover. As a result, separate companies soon emerged to provide transportation for specific sections of the city and its environs.⁸

By 1889, eleven regionally specific streetcar companies operated in Syracuse. One of the earliest of these lines, which began operations in 1865, was the Genesee & Water Street Railway Company. As seen on an 1877 map of Syracuse, this line initially formed a loop starting at the oblique angle of Water Street and Genesee Street near downtown, extended east along Genesee Street to Beech Street, turned north on Beech Street and crossed Fayette Street before returning west toward downtown along Washington Street. By the 1880s the line had been extended east to Westcott Street, and in 1889 the company was poised to expand even further. As noted in a May 1889 newspaper article touting the expansion of Syracuse's street railways, "The Genesee & Water Street railroad people are busy with their proposed expansions in the Eighth ward... The main line will be extended from the corner of Lexington avenue and Westcott street directly south through Westcott street to the gates of the Syracuse Driving Park, a distance of half a mile."⁹ The extension was completed with new rails by the time of the Driving

⁷ "Tracts in Demand, Syracuse has a Large and Growing Appetite for Them," *Sunday Herald* (Syracuse, NY), March 17, 1889, p. 7.

⁸ The Anniversary Special Edition of *Syracuse Herald* (December 14, 1922) provides a helpful summary of the history of streetcars in Syracuse, p. 15.

⁹ "Rushing Railways, Improvements Being Made on Street Lines of This City," *Syracuse Herald*, May 5, 1889, p. 5

Westcott-University Neighborhood Historic District DRAFT

Onondaga County, NY

Name of Property

County and State

Park's spring races in June. Streetcars made the half-mile run south to the Driving Park every thirty minutes, and the existing line from Beech Street was also laid with new steel rails.¹⁰

During the decades of the neighborhood's development, access was mostly from the west, especially by way of East Genesee Street and Madison Street, which carried foot, carriage, streetcar (both horse-drawn and electric) and later automobile traffic from downtown Syracuse and the 15th Ward. After the early 1900s, access was also along Euclid Ave., which provided a connection to the neighborhood from the Syracuse University campus. The streetcar ran west on Euclid Avenue from Westcott to University Place. At first it was single track, and then before World War I, a second track was added. The line ran until 1945. Brick pavement and streetcar tracks still underlie the present-day asphalt pavement. The east-west Clarendon Street was mostly developed after 1909 and provided access over a steep hill from the university to Westcott Street.

¹⁰ "Next Week's Races, To be the Finest Ever Seen in the City – Arrangements Made," *Syracuse Courier*, June 22, 1889

Westcott-University Neighborhood Historic District DRAFT

Onondaga County, NY

Name of Property

County and State

Driving Park



The Syracuse Driving Park seen from what is now Euclid Terrace. Westcott Street is on the left.

Because of the higher elevation of much of the area in relation to the city and the Erie Canal, the area was favored for recreational outings. This area gained the Syracuse public's attention more formally beginning in the summer of 1868, when the Syracuse Driving Park was created. Built and operated by the Syracuse Driving Park Association, the Driving Park was a horse racing track, and was built on land that Herman H. Stanton had purchased from the State of New York in January 1865. Stanton leased a part of his farmland to the Driving Park Association, of which Richard W. Jones was the president; Stanton served on the Driving Park Association's Executive Board. The racing complex was located on the east side of what is now Westcott Street, between what is now Clarke Street on the south and Harvard Place on the north; in 1872, the twenty-one acres containing the racing complex was deeded to the Driving Park Association. Westcott Street was extended from Fayette Street to East Genesee Street in 1872, and further south in the following decade as far as the Driving Park. The street is named after engineer/inventor, noted dentist, and Syracuse Mayor Amos Westcott (1815-1873). After the track opened in July 1868, the park eventually included a clubhouse, a grandstand, and a judges' stand, all of which

Westcott-University Neighborhood Historic District DRAFT

Onondaga County, NY

Name of Property

County and State

were designed by the Syracuse architect Horatio N. White.¹¹ Races at the track were popular public events through the 1870s and 1880s, regularly attracting thousands of spectators each season for the frequent races which drew horses from throughout the northeast and spurred the development of a hotel and bar.

Stephen Bastable bought the Driving Park property on April 4, 1881. Despite the track's popularity, Bastable announced in June 1889 that he had sold the Driving Park to Leonardo D.V. Smith.¹² Smith in turn announced that he intended to turn the park into building lots. The sale apparently also included portions of what became the Westminster Tract, immediately to the southwest of the Driving Park, as both were opened for development at the same time. The final race at the Syracuse Driving Park was scheduled for October 1889, but Smith began work in September by removing the fence that surrounded the Driving Park. Work began in earnest immediately after the final race on October 12, 1889, and by October 20 the grandstand had been torn down and the streets were being graded.¹³ The timing of the sale was remarkably convenient, as it came just a month after the Genesee & Water Street Railroad announced plans to build a new streetcar line down Westcott Street and coincided with the grading of new access streets.

By September 1889, Westcott Street had been extended to the south, while Croton Street (now Euclid Avenue) was opened from the east and Syracuse University. With the two principal axis roads of Westcott Street and Euclid Avenue now connecting Genesee Street to the north and the University to the west, and with the streetcar providing access along Westcott Street and soon, along Euclid Avenue, the area was ready for development.

Residential Real Estate Development

Except for a few blocks, such as those along East Genesee Street and the adjacent blocks of Columbus Avenue and Westcott Street, nearly all the tracts that comprise the district were targeted originally to buyers of moderate means. In the years shortly before and after World War I, more affluent buyers could purchase more substantial lots and build architect-designed houses in the nearby garden suburbs of Berkeley Park and Scottholm.

¹¹ *Syracuse Courier*, July 18, 1868.

¹² "Stable and Track," *The Syracuse Standard*, June 6, 1889.

¹³ Our Booming Town, Farms and Tracts on All Sides Dotted With Residences," *Syracuse Standard*, September 12, 1889, page 4; "A Horseman's Reminiscences: Recalling the Cracks Which Made Their Murk In Syracuse Driving Park," *Syracuse Standard*, October 20, 1889.. "A person visiting the Syracuse Driving Park to-day would hardly recognize it as the place where only about a week ago the Association finished one of its most successful meetings," said a well-known horseman, who has spent the greater number of his years following up the races and keeping track of the trotters, to a STANDARD reporter last night. "The fences have all been taken down, the grandstand which has groaned under the weight of excited crowds has been removed and streets have already been laid out and workmen with horses and plows are rapidly grading them. It's all right, of course, for the city to grow and all that, but when they have completed the work of cutting up the park into building lots, they will have succeeded in wiping out of existence a track that has turned out more famous horses than any other track in the State."

Westcott-University Neighborhood Historic District DRAFT

Onondaga County, NY

Name of Property

County and State

The city's wealthier citizens by the 1870s were already beginning to look outward to the urban periphery and building houses that reflected their tastes and income. By the mid-to-late 1880s, however, real estate brokers and investors were recognizing the new market for single-family houses owned by families of more modest resources, the new professional and managerial class. This impulse drew from several factors, including the rapidly swelling population in the city that created an enormous increase in demand for rental houses and apartments, streetcars that allowed suburban residents to commute easily and inexpensively to the city for a job, and changes in real estate financing that allowed real estate loans of smaller amounts for single houses. All of these were national trends, not particular to Syracuse, but the several Westcott tracts of the late nineteenth and early twentieth centuries manifested the new impulse to a high degree. One can see large numbers of the earliest of these modest houses, built around 1890 as simple versions of the Queen Anne style, on the small lots on the 500 block of Columbus Avenue (originally South Park), the 700 block of South Beech Street, and Dell Street.

As early as 1885, the *Syracuse Post-Standard* observed that "There seems practically to be no such thing as supplying the demand for low-priced houses, especially those sold on the installment plan."¹⁴ At this early date, when the suburbs were in their infancy, this statement may have been more real estate hype than a fully formed reality, but it indicated the direction that real estate in Syracuse was heading. A decade later, for example, as the tracts in the Westcott area were beginning to be developed, the *Syracuse Standard* noted that "There is an increasing demand for small building lots on the part of people of moderate means which indicates a growing tendency on the part of such people to own their homes."¹⁵ Five years later, the trend was continuing strong:

The transfers of city property include large numbers of small parcels, many of them being single vacant lots.... The majority of the deeds during the week have not involved large sums of money and for the most part consist of transactions where parties purchase small houses of modern construction for a home. The real estate dealers are confronted every day with many people who propose to own their own home and the transactions involving about \$3,000 are in the majority.¹⁶

Bank loans in the nineteenth century most often focused on commercial properties for those of means, not for homeowners with modest incomes. Builders and developers often allowed buyers to purchase their properties

¹⁴ "Artists and Architects, Results of Their Summer's Work and Play – Houses in Progress," *Post-Standard* (Syracuse, NY), September 27, 1885.

¹⁵ *Syracuse Standard*, March 21, 1897.

¹⁶ "Much Dealing This Summer," *Post-Standard* (Syracuse, NY), August 24, 1902.

Westcott-University Neighborhood Historic District DRAFT

Onondaga County, NY

Name of Property

County and State

on an installment plan, typically with six percent interest, though they were often balloon loans. This meant that the buyer made interest payments on the loan amount only, with full payment for the house due at the end of the term. The term of a loan, meanwhile, was considerably shorter than modern loans, often five years at most. With the back-loaded loan payment plans, homeowners risked foreclosure if they could not afford the final payment, a not infrequent occurrence.

Many Americans took to the mutual association plan, commonly known as building and loan associations, later savings and loans. These were private, membership organizations that pooled the savings of the individual members; once the association had sufficient funds, it would provide loans to its members for home purchases on more liberal terms than most developers or banks could offer. Syracuse was relatively late in gaining building and loan associations, with the first organizations formed in the 1880s. By 1898, the city had only twelve building and loan associations. A newspaper report at the time was careful to describe the new building and loan associations not as banks of deposit, but as savings institutions. “The object is to encourage systematic savings and to furnish a safe and profitable method of investing the savings of its members; to aid in obtaining homes by means of small monthly payments which otherwise would go for rent.”¹⁷

A financial panic in 1901 created a business slowdown throughout the nation. Sales of lots in the several Westcott-area tracts slowed to a crawl. As the *Post-Standard* noted in the autumn of 1902, real estate is the “first to feel the effects of hard times and last to recover. The condition of the real estate market in Syracuse has been very unsatisfactory in recent years.”¹⁸ By 1910, the pace of sales of inexpensive houses in the Syracuse area was picking up once again. Under the title of “Demand for Cheap Houses Surprises Syracuse Builders,” the *Post-Standard* announced that “Nearly 100 cheap houses have been sold during the summer, and now there is a scarcity in some sections.” The target price range for these buyers was approximately \$2,500, the approximate cost to build a “good cottage house of seven or eight rooms.” The profits were low, approximately ten percent, but money could be made on volume. Builders and developers were willing to work with buyers of moderate means by offering installment payments, typically involving a down payment of approximately a hundred dollars and monthly payments of approximately fifteen dollars, with six percent interest charged on the principal.¹⁹

¹⁷ “Trade and Mercantile Center,” *Syracuse Herald*, July 30, 1898, Supplement page 9. See also “Getting to Know Your Early Twentieth-Century Neighborhood,” 239.

¹⁸ “A Good Business Proposition,” *Post-Standard* (Syracuse, NY), September 26, 1902.

¹⁹ “Demand for Cheap House Surprises Syracuse Builders,” *Post-Standard* (Syracuse, NY), September 1, 1910.

Westcott-University Neighborhood Historic District DRAFT

Onondaga County, NY

Name of Property

County and State

As the population of Syracuse grew through the early twentieth century, the construction of new houses generally kept pace, with tracts filling in Westcott and other sections of the city. During World War I, however, contractors held off from most building projects and construction of new homes backed up. By the spring of 1922, the housing shortage became acute and contractors were urged to build as quickly as possible, with a focus on moderately priced houses. As the *Syracuse Herald* noted in reporting on the housing shortage:

In the university and upper James street sections, and also at Eastwood, building is picking up. But too many of the houses now being put up are too expensive and are of too elaborate type. Instead of elaborate houses costing \$10,000 to \$12,000, the city should have houses of simpler design, but of substantial type which will meet the needs just as well and cost on \$5,000 to \$7,000.²⁰

By the end of the year, the *Herald* was pleased to report, real estate officials claimed that the business of the city had shown a marked improvement over 1921:

One outstanding reason for this they assert, is the supply and demand for moderate priced homes which has reached a tone much nearer normal than last year. They say the majority of persons seeking homes are on the lookout for \$7,000 to \$8,000 houses. There was a marked scarcity of these from the close of the war until the opening of the spring season this year. Construction on suburban property is reported going on without abatement and there are daily reports of lot sales in new building tracts.²¹

By the time the effects of the Great Depression were felt in the early 1930s, the district had been fully developed. That homogeneity of development is the dominant defining characteristic of the University-Westcott District. Those areas developed after World War II, even when they were platted earlier, have a different character. Lot sizes change, house designs are different, driveways and garages are more prominent, and there are few sidewalks. While still part of the city, these areas follow post-World War II suburban design models. Within the District, however, the norms of pre-war development are more closely adhered to on those lots which had not been previously developed. Infill houses of the 1950s and 1960s, while stylistically different, conform mostly in setbacks, scale, and massing, to the earlier buildings which surround them. The biggest divergence is the 700 block of Westmoreland Avenue, which was entirely built up in the 1950s, and while geographically part of the

²⁰ "Syracuse Needs 2,000 Moderate Priced Homes, Real Estate Men Report," *Syracuse Herald*, April 16, 1922, Real Estate Section page 7.

²¹ "1922 Good Year for Realty Men Despite Slump," *Syracuse Herald*, December 31, 1922, page 25.

Westcott-University Neighborhood Historic District DRAFT

Onondaga County, NY

Name of Property

County and State

Westcott neighborhood and just a stone's throw from the Levy school (formerly Nottingham High School), its development and design is linked to new building in the Meadowbrook area (Photo 29).

Tract Development

Most of the major tracts that form the district were platted from 1889 through the 1890s, following the removal of the Driving Park, with much of the construction of houses taking place from 1900 through 1930. There were several small-scale tracts beginning in the 1870s, however. These early tracts extended from the northwestern edge of the neighborhood along the existing corridors of East Genesee Street and South Beech Street, where houses had been built by the 1840s and 1850s. East Genesee Street, which lies to the north of Westcott, was an important and well-traveled corridor leading east from Syracuse, and South Beech Street was a well-established road extending southeast from East Genesee Street through agricultural lands. These early neighborhoods were still semi-rural, and their unpaved streets connected to the city by way of the east-west arteries of Madison, East Genesee, and Fayette Streets.

The earliest of these tracts, Babcock and Truair, were platted in 1875 and 1876, respectively. The Babcock Tract is a small parcel that occupies a portion of the triangular space formed by East Genesee Street and South Beech Street. The tract contains lots that front on the west side of Cherry Street from Genesee Street to South Beech Street, on the east side of Cherry Street from Genesee Street to Madison Street, and on both sides of Madison Street from Cherry Street to South Beech Street. The lots that front on South Beech Street surround the small but historic Lodi Cemetery which predates the development. The Truair Tract was developed by J.G.K. Truair, a prominent Syracuse businessman and long-time business manager of the *Syracuse Journal*. At some point prior to 1876, Truair purchased land along Bassett Street, which was at that point a small private road that extended south from East Genesee Street east of the intersection with South Beech Street. In 1876, he filed a plat map of the Truair Tract, which included twelve lots, each 40 feet wide, on the east side of Bassett Street, and eighteen irregularly sized and shaped lots between Cherry Street and Bassett Street, extending south to South Beech Street. This tract abuts the earlier Babcock Tract to the east.

By the time of the 1877 map of Syracuse, these neighborhoods formed a small network of streets that lined the triangular space created by the oblique intersection of East Genesee Street and South Beech Street: Cherry and Bassett Streets running north and south between East Genesee and South Beech Streets, with Madison Street extending east from South Beech Street (Figure 3). These early development tracts featured lots that were often

Westcott-University Neighborhood Historic District DRAFT

Onondaga County, NY

Name of Property

County and State

larger and more irregular than the later development tracts of the 1890s and 1900s, which were laid out primarily in a series of consistent orthogonal grids with narrow 40-foot-wide lots.

Two other small tracts near these original developments were filed in the mid-1880s. The June Tract, consisting only of the southern portion of Bassett Street, south of the earlier Truair Tract, with a single long block extending north from South Beech Street, was filed in October 1884. The Campbell Tract, adjoining the June Tract to the east, was filed in 1887; this tract consists of both sides of South Park Street between Dell Street to the south and Hawthorne Street to the north, and Hawthorne Street between Westcott Street and Bassett Street. The lots were irregularly shaped, with the lots on the east side of South Park Street extending to Westcott Street. By 1892, these lots had been divided to allow frontages on both South Park and Westcott, with the lots facing Westcott Street nearly fully developed with houses. Aside from these two small developments, there was little activity in the district through the 1880s. The decade from the late 1880s into the 1890s, however, saw a wave of suburbanization that included the closing of the Driving Park and the extension of streetcar lines through the area, as numerous developers arrived to create new neighborhoods on what was then largely open land. While the original tracts and early developments began with distinctive names and identities, these quickly faded through the integration of streets, transport, parks, schools, and other community building endeavors.

Most of these developments are in the western section of the district, to the south and southwest of the original developments near East Genesee Street. Several of these are small tracts, consisting of only a handful of blocks. These include the Helmer Tract, located on the west side of the oblique intersection of South Beech Street and Westcott Street and consisting of thirty-seven building lots: the Hayden Tract, consisting of twenty-five lots on the west side of South Beech Street, and the Hopper Tract, adjoining the Hayden Tract to the south and consisting of sixty-two lots. Like the initial tracts located in the northwest corner of the district, these small tracts feature a relatively small number of lots of various sizes and shapes.

Westcott-University Neighborhood Historic District DRAFT

Onondaga County, NY

Name of Property

County and State



Ad for the Hayden Tract, undated (probably 1890s). Collection of OHA

In addition to these small developments, three other major tracts were filed in 1889 and which helped to establish the pattern which now characterizes the district: many small lots, mostly uniform in size, typically 40 feet wide on a generally rectilinear grid, that could be purchased inexpensively and could allow houses of only modest sizes. These larger tracts are spread throughout the district.

On the western edge of the district, the Westminster Tract has a distinctive park set in the center on top of a prominent hill with a commanding view of Syracuse University and the city beyond. The tract originally extended from the west side of Ackerman Avenue in the west to the west side of Westcott Avenue, and from the north side of Clarke (now Clarendon) Street to the north side of Broad Street and included two blocks on the south side of Broad Street between Ackerman to Lancaster Avenues. The original plan was vast, including 681 lots. It makes use of the topography of the site, which includes a tall drumlin in the center, with the grid pattern broken by what are now Buckingham Avenue and Westminster Avenue angling to accommodate the gentler slope on the south side. In early May 1890, the owners and developers of the Westminster Tract, Henry H. Loomis and Welton B. Ostrander, conveyed 286 lots of the tract to the University Homestead Tract Association in return for a mortgage

Westcott-University Neighborhood Historic District DRAFT

Onondaga County, NY

Name of Property

County and State

for \$118,000.²² According to the 1891 revised plat, the Westminster Tract extended west only to the east side of Lancaster Avenue, and south to the north side of Broad Street. The western section of the original Westminster Tract was then divided into the University Heights Tract, consisting of approximately forty acres.²³ As revised, the Westminster Tract includes 426 individual lots, in addition to the park at the center. A marketing campaign began in the fall of 1891, which emphasized sidewalks, shade trees, stone gutters, and nearby electric streetcars on both East Genesee Street and Croton (now Euclid) Avenue.



View of Westminster Hill and Euclid Avenue with streetcar, early 1900s.

Construction in the Westminster Tract was slow into the early twentieth century, and in a mortgage foreclosure lawsuit brought by the Mutual Life Insurance Company of New York against the developers, the property passed to the Mutual Life Insurance Company for \$26,000. As late as 1908, only scattered houses had been built in the Westminster Tract. By 1909, however, a new owner began to develop the tract. The Tuxill Realty and Improvement Company of Auburn apparently purchased the land from the Mutual Life Insurance Company of

²² "Real Estate Transfers," *Syracuse Evening Herald*, May 5, 1890.

²³ "On the Highest Peak, A Large Resort Hotel to be Built on the Top of Lookout Park," *Syracuse Daily Standard*, February 26, 1891, page 4.

Westcott-University Neighborhood Historic District DRAFT

Onondaga County, NY

Name of Property

County and State

New York, and in June 1909, announced a new public auction of lots in Westminster. Sales were brisk, with several of the new owners intending to build their houses during the summer and fall of 1909.²⁴ Lots began at \$190, with twenty lots “especially adapted for bungalow sites,” and Tuxhill offered financing: ten percent down and five dollars per month, with discounts offered for cash payments.²⁵ By early 1910, Tuxhill announced that 106 lots had been sold, with eight houses having been completed and five more to be started in 1910. In the summer of 1910, Tuxhill announced that it had purchased other lots elsewhere in the state and began selling the remaining Westminster lots for a twenty-five percent discount.²⁶ These incentives were successful, and by the 1924 map of Syracuse, nearly all of the lots had been developed; only a handful of lots on Buckingham and Westminster Avenues remained undeveloped through the late 1930s.

The Easterly Tract is located on the east side of the district and is a large development, with eleven complete blocks and one partial triangular block formed by South Beech Street. Developed by one of the city’s most prominent real estate brokers and developers, Byron Fellows, the Easterly Tract was planned initially to include both sides of Westmoreland and Cumberland Avenues, and the east side of what is now Fellows Avenue (initially Crowther Avenue), from what is now Clarke Street in the north to Broad Street in the south. Within one month, the tract map was amended to include both the east and west sides of Fellows Avenue. The proposed tract was to be densely settled, with 429 narrowly spaced lots. Fellows Avenue, at the center of the tract, was named for the tract’s developer.²⁷ The initial advertisement for the tract was on May 1, 1889, which noted that lots were for sale on the Easterly Tract, “near the Driving Park and street cars.” The available lots measured 40 feet wide by 123 feet deep, with graded streets and lots, and were available on a monthly installment with no interest.²⁸ After this initial soft opening, the real estate firm of Jones and Stinard held a public auction on June 11, 1889. The auction included 400 lots.

By the time of the 1892 map of Syracuse, no houses within the tract had been built. The pace of construction picked up later in the 1890s and early 1900s, however, and by the 1908 map of Syracuse the tract had scattered houses, particularly on Westmoreland and Fellows Avenues, primarily in the block between Montana and Broad

²⁴ “Big Sale of Lots, Land East of University Hill to Have Many New Homes,” *Syracuse Herald*, June 27, 1909, Section 3, page 1.

²⁵ “Saturday’s Sale at the Westminster tract,” (Advertisement), *Syracuse Herald*, June 28, 1909, page 11.

²⁶ “The Westminster Tract Will Be Sold At 25% Discount,” *Post-Standard* (Syracuse, NY), July 29, 1910, page 5; “Well Pleased with Results of Real Estate Sale,” *Post-Standard* August 6, 1910, page 16.

²⁷ “B. F. Fellows, Sr. Dies Suddenly,” *Herald* (Syracuse, NY), December 1, 1915, page 3.

²⁸ *Syracuse Standard*, May 1, 1895, p. 12.

Westcott-University Neighborhood Historic District DRAFT

Onondaga County, NY

Name of Property

County and State

Street. The house at 505 Fellows Avenue has distinctive decorative gables, windows, and applied decoration. Probably built in the late 1890s, it has traditionally been said to be the Fellows house, but there is no evidence for this (Photo 71). It is possible that developer Byron Fellows built this house (probably the house number 619 Fellows on the 1908 Hopkins Map), as a model home on the tract, but city directories show other occupants (Figure 7-9). The house at 200 Dakota Street has Italianate massing indicating that it may be one of the oldest houses on the tract (Photo 69). As late as the early 1920s development remained sparse in the tract, but by the late 1930s nearly all the lots north of Dakota Street were occupied by houses. In 1924, F. A. Ray advertised that he had purchased “blocks 31 and 34 of the Easterly tract, comprising 66 lots on Cumberland Ave, extending from Euclid Ave South, crossing Montana St, to Dakota St.”

The lengthy ad went on to describe the appeal of the tract, as:

“the only unbroken tract remaining in the Euclid Ave section. Ideally situated for home building--not too high for convenient access, yet commanding, extended view--no old houses tomorrow the scene. Every lot good size--40 feet or wider, averaging 125 feet deep--just write for the modern home in garage.

Ripe for building--the entire section east from Westcott St, to and including West Moreland Ave, is now practically built. Pavements extend from common center two within one block of Cumberland Ave on Euclid and two short blocks at Montana end Dakota. Best trolley service within 1350 feet (650 steps) on Euclid. Direct communication with E Genesee--salt springs section over new pavement on fellows Ave. New Nottingham high school four blocks away. Three churches close at hand. Stores of all kinds within easy reach. Sewers (both storm and sanitary) now being laid; grading already assessed; Sidewalks to follow promptly. Reasonable restrictions to protect the homeowner. It's an ideal place to build.²⁹

South of Dakota Street, however, the tract had been amended to make room for a new boulevard, Meadowbrook Road, to swing through the southernmost blocks as it angled to the northeast toward the Scottholm Tract. The advent of the Great Depression in the 1930s put a halt to most new residential construction in the area and several blocks of the Easterly Tract remained unbuilt until after World War II. At that time, the area was developed with smaller houses, often only one-story in height. The street plan of the tract is integral to the Westcott District, but many of these houses in the southern section of the Easterly Tract were not built until the 1950s and include many examples of ranch and split-level houses. Though platted as part of the original tract in 1889, because the houses were not constructed until much later and were built in a different style, this section is not included in the district.

Immediately north of the Easterly Tract, the Fairview Tract was already platted in 1892. This extended east of the Allen Street houses all the way to the city line at Cumberland Avenue and included the newly planned and named

²⁹ “A Good Place to Build,” advertisement from F. A. Ray in *Syracuse Herald*, July 26, 1924, p. 25.

Westcott-University Neighborhood Historic District DRAFT

Onondaga County, NY

Name of Property

County and State

streets of Fellows, Westmorland, and Cumberland Avenues. These streets, which were located several blocks east of the streetcar, developed later and were still entirely empty in 1908. By 1924, when the area was referred to as the Fairview Re-Subdivision (1924 Hopkins map – Figure 1 & 10), the northern parts nearest Genesee Street were built up, and the Nottingham High School had just been erected. After 1929, growth slowed to a near standstill. The proposed full length of Cumberland Avenue was never laid over or cut through the drumlin east of Westmoreland Avenue, and nothing was built on the steep hill of the 600 block of Westmoreland Avenue until the 1960s.

The final major tract to be filed in the 1880s was the Hillsdale Tract (1889), in the center of the district and occupies much of the original Driving Park grounds. L.D.V. Smith purchased the Syracuse Driving Park from Stephen Bastable in 1889 with the intent of converting the land to residential development. The name of the tract came from Smith's partner, Wickliffe Hill, the owner of a one-third share of the property. While the sale was completed in the summer of 1889, the Driving Park Association was permitted to complete its 1889 racing season before work began. The plat for the tract was filed on October 4, 1889, with construction beginning later that month.

WEDNESDAY, JANUARY 19, 1891

4 - FOUR - 4

\$3,000 HOUSES GIVEN AWAY

To Owners of Property on "HILLSDALE." We are Going to the HIGHLANDS. ARE YOU?

A syndicate is being formed of 32 members for the purchase of 32 of the most eligible located lots in the Fourteenth ward, embraced in Block 7 of "Hillsdale," for which they are to pay an average price of \$1,000 for each lot on the following terms: One-third cash and balance in three equal annual payments with interest. This syndicate is divided into four series, each consisting of eight members representing eight lots. A House costing \$3,000 will be built for each series. Upon the completion of each series, its members will get together, and in any manner they choose, decide as to which of them shall have the \$3,000 House built on his lot. As there are four series and each one is entitled to a house, **4 \$3,000 Houses are Given Away.** Now is your opportunity. For map and particulars call on

PARDEE & SMITH,
NO. 2 WETING BLOCK.

HILLSDALE is located on Westcott street, 1 1/2 miles from Swing bridge. The 32 lots are embraced in Block 7 and are the most eligible located in the Fourteenth ward. Cars run every 20 minutes to the property and early in the coming summer ELECTRIC cars will be run, carrying passengers to Hillsdale in 10 minutes. Streets will be graded, gutters paved and sidewalks laid. Six lots front Westcott, 6 front Allen, 10 front Phelps and 10 front Victoria, and every lot is worth the price asked for it, and with houses built, \$250 to \$500 more. No houses to be built on this property costing less than \$2,000, which insures you of its being always desirable.

Lot No.	Owner	Lot No.	Owner
1		17	
2		18	
3		19	
4		20	
5		21	
6		22	
7		23	
8		24	
9		25	
10		26	
11		27	
12		28	
13		29	
14		30	
15		31	
16		32	

DEMOCRATIC CAUCUSES, & ...

Ad for Hillsdale Tract, *Daily Standard*, January 19, 1891

As originally planned, the Hillsdale Tract extended from the east side of Westcott Street to the west side of Allen Street, and from the north side of Clarke Street in the south to the north side of Phelps Street (now Harvard Place, which was changed in 1912). It was a medium-sized tract for the area, with 138 lots. What is now Concord Street, designed as a boulevard with a center median, was originally a plain street known as Wickliffe Street. The Hillsdale Tract was amended in October 1893; the number of lots was reduced slightly to 132, which was accomplished by reorienting the westernmost lots that originally faced Westcott Street to face only the cross

Westcott-University Neighborhood Historic District DRAFT

Onondaga County, NY

Name of Property

County and State

streets. As finally developed, the westernmost lots between Harvard Place and Victoria Place continue to face Westcott Street, while the westernmost lots in the southern two blocks face Victoria Place, Concord Place, and Clarke Street. In addition, the median was placed in Concord Place, as currently exists. The 200 block of Clarke Street was opened in 1914 when the city seized the Allen Street property of John M. Stever to extend Clarke Street through to Fellows Ave.³⁰

In early 1891, the real estate agents Pardee & Smith announced that a group of thirty-two investors had created a syndicate to purchase the entire Block 2, which included the south side of Phelps Street (now Harvard Place) and the north side of Victoria Place. Designed as a promotion for the Hillsdale Tract, the syndicate of thirty-two was then divided into four groups of eight people each; each group of eight then pooled their funds to build a house costing \$3,000 on one of the eights lots which they owned. The plan was to kick-start the home-building process with four high-end houses, encouraging other investors to continue the building process. As the advertisement noted regarding the Hillsdale Tract generally, “No houses to be built on this property costing less than \$2,000, which insures you of its being always desirable.” As an additional inducement to prospective home builders, the advertisement noted that streetcars “run every 20 minutes to the property and early in the coming summer ELECTRIC cars will run, carrying passengers to Hillsdale in 10 minutes,”³¹ Despite an emphasis on minimum house prices, the lots mirrored those of the other tracts filed in 1889, being 40 feet wide and arranged on a rectilinear grid.

The investment scheme apparently created an early boost to sales. The 1892 map of Syracuse shows four houses on Block two, together with six houses on the northside of Phelps Street (now Howard Street). One of these houses, on the NE corner of Howard and Allen Streets is one of the finest Queen Anne style houses in the Westcott-University District. Sales were far more rapid during the early decades of the twentieth century, however, and nearly all the lots had been developed by 1924 except for two contiguous lots on the north side of Harvard Place; a house was added to one of these lots by 1938.

The Palmer Tract was located on the west side of Westcott Street between Genesee Street and Dell Street. This abutted the northern edge of the Hillsdale Tract that included both sides of Phelps Place (shortly thereafter renamed Harvard Place). The tract is mentioned by name in some property transactions as early as 1890, but only

³⁰ “Commission Appointed to Assess Recompense: City Wants Property Owned by J. M. Stever to Open Clarke Street,” *Syracuse Herald*, September 26, 1914.

³¹ “4-Four-4, \$3,000 Houses Given Away,” *Syracuse Daily Standard*, January 19, 1891, page 5.

Westcott-University Neighborhood Historic District DRAFT

Onondaga County, NY

Name of Property

County and State

a few narrow lots are labeled as “Palmer” on the 1892 Vose map, suggesting that if the Palmers had owned this tract in its entirety, they had already subdivided and sold much of it by 1892. According to the 1892 Vose maps, the northern third was owned by W. M. Knapp (Figures 4-6). This is where the landmark Babcock-Shattuck House would be erected ca. 1895 (Photo 13).

In the early 1890s, local newspapers reported several land transfers within the Palmer Tract, including mention of a land transfer by “Ira A. McCarthy to Caroline M. Palmer, of lot 22, Palmer Tract, Westcott St., city” in 1890. In 1893, Louis Waters transferred to Cora Waters lot 16 of the Palmer Tract on Westcott street. Later the same year, Kate D. Thorburn transferred to Cora M. Waters lot 17 for \$1.00, enlarging her parcel. These examples from newspapers, as well as the design and construction of the houses, suggest that the development of the Palmer Tract mostly took place from the late 1880s through the 1890s.

The Westcott Heights Tract, located in the southeastern portion of the district lying immediately west of the Easterly Tract, was filed in August 1904. This is a large tract that extends south from Euclid Avenue to the north side of Broad Street, and from the east side of Westcott Street to the west side of Miles Avenue. The tract includes seven complete blocks and two partial blocks, lying between Lenox Street and Euclid Avenue, and consists of 234 lots, again measuring 40 feet wide on a rectilinear grid pattern. After initial development including streets and sidewalks, the initial public auction of lots began in September 1904 and featured several special streetcars to accommodate those attending the auction. Twenty lots, measuring 40 feet wide by 100 feet deep, were sold on the first day for prices ranging from \$240 to \$400.³² The price of lots varied by location, and buyers could put as little as ten dollars down, and pay five to ten dollars per month. Improvements included sewer, water, gas, both brick and asphalt paved streets, and access by electric streetcars.³³

Despite the burst of initial sales, construction of new houses in Westcott Heights was slow at the outset. By the time of the 1908 map of Syracuse, nearly four years after lots were first put up for sale, only seventeen houses had been constructed. The pace of construction picked up considerably during the 1910s, however, particularly on the northern blocks which were closest to the streetcar line on Euclid Avenue; these blocks were largely developed by 1924. The southern and eastern blocks, however, still had spotty development. Two churches had also been built in the northern blocks of Westcott Heights by 1924; Erwin Methodist Church at the southwest

³² “Women after Building lots, Many of Them Patronize Sale at Westcott Heights,” *Post-Standard* (Syracuse, NY), September 13, 1904

³³ “This Proposition Made to Introduce you to that Beautiful Tract of Land Known as Westcott Heights,” (advertisement), *Post-Standard* (Syracuse, NY), October 8, 1904, page 11.

Westcott-University Neighborhood Historic District DRAFT

Onondaga County, NY

Name of Property

County and State

corner of Euclid and Roosevelt Avenues, and Saint Albans Episcopal Church at the triangular lot formed by Lenox Street and Strong Avenue, which was a continuation of the original South Beech Street. By 1938, more lots had been built but remained spotty, particularly at the southern end of the neighborhood.

The four large tracts described above—Westminster, Westcott Heights, Easterly, and Hillsdale—form the nucleus of the district and define its general characteristics. These include closely spaced narrow lots, primarily on a grid pattern, each featuring a two-story frame house for either one or two families. As with the earlier tracts located at the northwestern corner of the neighborhood, tracts filed and developed in the 1920s and 1930s varied slightly from this pattern, often with irregular lots without the strict grid pattern or with slightly larger houses. Throughout these more recent neighborhoods that were still built within the period of significance, however, density remained high and the houses, while occasionally giving signs of being designed by architects, retain a similarity of scale. Several of these tracts surround the core of the district.

According to an 1892 map, a sizable parcel of land was owned by H. M. Carter between East Genesee Street and Hawthorne Street, facing Westcott Street on the east, and abutting the Solomon Rosenbloom tract on the west. In 1892, this tract had one brick structure near the center of the parcel, presumably the Carter house facing toward E. Genesee Street (the extant masonry Italianate house at 1924 East Genesee St.) A wooden house facing Westcott Street was built at the southern edge on a rectangular lot and separated from the main parcel, and is assigned on the map to S. S. Carter at 320 Westcott St. The area north of this house halfway to East Genesee Street was subsequently subdivided into rectangular lots facing Westcott Street and mostly developed by 1900, and no later than 1908, when four additional houses are shown on the Hopkins map. Three of these survive at 312, 316, and 318 Westcott St.

The brick house facing East Genesee Street appears to have been enlarged by 1908, and the frontage on East Genesee Street was divided into lots, but none had been developed at that date. By 1924, the two corner lots had been combined and a large masonry house was erected, located today at 1930 East Genesee St. A house was built on the westernmost lot of the Carter Tract, set back far from the street and next door to the original brick house. This is probably the unusual wood and cobblestone house at 1920 East Genesee St.

The Rosenbloom Tract was initially developed in the mid-1890s. Daniel Rosenbloom was one of Syracuse's leading businessmen, the most prominent of several sons of Solomon Rosenbloom who came to prominence with

Westcott-University Neighborhood Historic District DRAFT

Onondaga County, NY

Name of Property

County and State

a wholesale shoe and boot business that soon became the city's first department store. Daniel Rosenbloom was a public figure, serving on the Syracuse School Board while his name was regularly floated as a candidate for Mayor, and headed several charitable efforts throughout the city. In the 1890s Rosenbloom turned his attention to the new neighborhoods then emerging on the east side, hiring prominent Syracuse architect Charles Colton to design three speculative houses on Westcott Street in 1893, costing approximately \$3,000 each.³⁴ Several years later Rosenbloom teamed with a different architectural firm, composed of Wellington Taber and F.C. Draper, to develop several houses on Columbus Avenue. Rosenbloom's tract incorporated a portion of what had been the Campbell Tract, platted in 1887 which consisted of both sides of South Park Street (now Columbus Avenue) between Dell Street to the south and Hawthorne Street to the north, and Hawthorne Street between Westcott Street and Bassett Street. The lots were irregularly shaped and by 1892 had been divided to allow frontages on both South Park and Westcott. In the late 1890s and early 1900s, Rosenbloom began acquiring lots on what was by then Columbus Avenue. By 1908, Columbus Avenue was identified as the Rosenbloom Tract. It is unclear the degree to which Rosenbloom developed the entire street. His presence, however, with the types of houses which he was having built, drew other businessmen to the street. Among these the most significant was Gustav Stickley who in 1900 purchased a house at 438 Columbus Avenue. The interior of the house was badly damaged by a fire in 1901. Later that year, Stickley hired the Syracuse architect Gordon Wright to develop plans for the interior that mirrored Stickley's designs for furniture and furnishings; the first floor of Stickley's house then served as an example of his recommendations for the integration of architecture and furnishings.

The Pennock Tract also attracted established upper-middle-class professionals who could afford to build their own homes on newly available lots, or to rent or purchase homes from real estate developers. James W. Pennock developed his tract, the core of which is now the 400 and 500 blocks of Allen Street, between Harvard Place and East Genesee Street, over the course of more than a decade in the early twentieth century. It initially consisted of four large lots that fronted on East Genesee Street and thirty-nine lots fronting on Allen Street that varied in width from 45 to nearly 75 feet. Rather than creating streets and laying out lots to be sold to individual home builders as in the district's other tracts, Pennock built speculative houses that he could then rent or sell. He developed and built on a grander scale than was the norm in some of the adjoining development tracts. On January 13, 1904, the City Clerk's office announced assessments for a five-foot cement sidewalk to be built on both sides of Allen

³⁴ "Daniel Rosenbloom's Enterprise," *Evening Herald* (Syracuse, NY), July 3, 1893, p. 7. It is not possible to identify these houses with certainty. The 1892 map does not show the Rosenbloom tract bordering Westcott Street. Given what we know of Colton's style, the cost of the houses, and the available lots on Westcott Street in 1893 they are probably 321, 323, and 327 Westcott Street.

Westcott-University Neighborhood Historic District DRAFT

Onondaga County, NY

Name of Property

County and State

Street “from the north line of Concord place to a point 400 feet north of the south line of the lands of J. W. Pennock, and on both sides of concord place from Allen street to Westcott street.”³⁵

Pennock sold these new houses ready-built beginning in approximately 1902. These larger lots featured impressive houses by the firm of Archimedes Russell, one of Syracuse’s most prominent architects.

Mr. Pennock has developed Allen street extensively during the past four years and he will build a number of houses this year. His own residence stands at East Genesee Street and Allen streets and directly south of his house he has built not less than a dozen residences of modern architecture.³⁶

An excellent example is the large 430 Allen Street, which has similar features to other houses designed by Russell and is therefore attributed to the architect. Local architects Gaggin and Gaggin designed 420 Allen Street.³⁷ Many of these houses were called “Colonial” when they were built, probably because of the inclusion of classically inspired elements including columns and Palladian windows. These houses were still built to allow for live-in servants, and for the most part the larger houses of the 1890s and early 1900s maintain the interior spatial arrangements including two front parlors flanking an entrance hall and central dog-leg stair with landing, familiar in the larger Queen Anne style houses of the previous decade. Russell’s firm probably designed the substantial houses at 437, 440, 444, 445, 450, 455, 460 (south half), 465, 504, 530, and 540 Allen Street.

Cambridge Street, extending from East Genesee Street south to Harvard Place and lying between Westcott Street and Allen Street, was developed individually without a tract. Fanny Curtis owned a strip of land immediately west of the Pennock properties on Allen Street between East Genesee Street and Phelps Place (today Harvard Place) by 1892, on the east side of what is now Cambridge Street. The west side of Cambridge Street, meanwhile, was owned by Syracuse businessman Fred Bastable (Photos 14-15). In the 1892 maps of the area a new street to be called Curtis Street was already projected to run between the Curtis and Bastable property as a long unbroken street frontage that could be developed for residential use. The street was already called Cambridge Street by 1901. The pace of development was slow. Harriet Curtis contracted for a \$6,000 house in 1904.³⁸ By 1908, only four new houses had been erected on the Curtis side of Cambridge Street and there had been little development on the western side, now owned by the Bastable Estate. By 1924, however, all the lots on the street were filled.

³⁵ “City Clerk’s Office,” *Post-Standard*, January 14, 1904.

³⁶ “J. W. Pennock to Build at a cost of \$10,000,” *Post-Standard*, April 1, 1905.

³⁷ “Large and Attractive House Planned for Allen Street,” *Post-Standard*, April 1, 1905, with front elevation drawing.

³⁸ “A New Cambridge Street House, Mrs. Harriet S. Curtis to Build it at a Cost of \$6,000,” *Syracuse Sunday Herald*, January 16, 1904, p. 19.

Westcott-University Neighborhood Historic District DRAFT

Onondaga County, NY

Name of Property

County and State

The area south of the 100 block of Clarke Street, east of Strong Avenue and north of Euclid Avenue, is called "Curtis Land" by the 1924 Hopkins map, possibly named for Harriet S. Curtis who owned a number of lots within the area (prior to 1924, the area was unnamed). The east side of the 100 block of Strong Avenue was almost entirely built up between 1892 and 1908. This may have been independent of the Curtis family. However, the 700 block of Allen Street is platted and entirely developed by 1924, and was likely done by Harriet S. Curtis, and led to the appellation of the area as "Curtis Land". The subdivision of the lots and the architecture of the houses, including a mix of distinctive Arts and Crafts-inflected cottages and an abundance of two-family houses, is similar to what is found on Cambridge Street.

Euclid Terrace is a small tract that was first platted and filed in the spring of 1911. Located on the north side of Euclid Avenue, it is a triangular tract that was bordered on the west by Westcott Avenue and on the east by Strong Avenue which angled from southeast to northwest; it borders to the north on a large lot that also fronts on what is now Clarke Street. What is now Euclid Terrace remained vacant and undeveloped through the 1920s, and a revised plat was filed in late 1920. The revised tract included a more auto-friendly turn-around at the northern end of Euclid Terrace with two lots on the east side and five lots on the west, three of which fronted on Westcott Street at the northeast corner of Euclid Avenue. This revision inaugurated the development of the new single-street tract, which took place through the 1920s. The tract was developed by the general contracting firm of Lane & Goes; rather than targeting moderate-income buyers with affordable homes on small lots as was done for the earlier tracts in Westcott, Lane & Goes built higher-end homes that had "the individual distinction shown in an 'architect-designed home.'"³⁹ Unlike the vast numbers of houses built on most other tracts in the district, these houses were frequently described in the local newspapers, often with drawings showing Tudor Revival and similarly English-inspired styles. The southern portion of the tract was developed first, and by 1924, included six houses that front on Euclid Avenue and one that fronts on Westcott Street. The northern portion of the tract was subdivided into building lots through the 1920s, and by 1938, almost the entire tract had been developed, including more than twenty houses.

Non-Residential Buildings

The Westcott-University Neighborhood Historic District remains primarily residential, but several non-residential buildings including schools, churches, and early fire stations support the neighborhood's residential character.

³⁹ "Euclid Terrace Lots Developed," *Post-Standard*, May 17, 1925; *Herald* (Syracuse, NY), April 8, 1928, page 15.

Westcott-University Neighborhood Historic District DRAFT

Onondaga County, NY

Name of Property

County and State

These buildings are scattered throughout the neighborhood and have served social, educational, and civic needs of the community's residents from the 1910s to the present. Schools in the neighborhood include the Edward Smith School on the corner of Broad and Lancaster Streets (built in 1917; expanded in 1937 and 1982 and renovated in 2020); the mid-century Modern Sumner School built in 1953 on Bassett Street (which replaced the 1898 Sumner School),⁴⁰ and the original Nottingham Junior High School on Fellows Avenue (designed by Albert Brockway and built 1924, repurposed as Aaron T. Levy Junior High/Middle School in 1953).⁴¹

The neighborhood first gained a library in 1912, located in the Lawrence Drug Store at 466-468 Westcott Street (NW corner with Dell Street) in 1912. The drugstore library was discontinued in 1926, in anticipation of the Douglas E. Petit Branch, which opened in a "temporary" space on November 20, 1928, in a first-floor apartment at 746 South Beech Street.⁴² The current mid-century Modern Petit Library on Victoria Place, for which several houses were demolished, was dedicated on May 10, 1961.⁴³ (The library is non-contributing due to its age.)

The neighborhood is also home to several places of worship from the earliest years of its development. The Erwin Methodist Church, for example, got its start in 1888 in a house at the corner of Hawthorne and Bassett Streets.⁴⁴ Two years later, the small congregation appointed the Rev. James E. Erwin (1812-1894) its first pastor. The congregation relocated twice within the neighborhood, first to the corner of Westcott Street and Harvard Place in 1897, and then to its current home on Euclid Avenue between Westcott Street and Roosevelt Avenue in 1913, which was expanded and substantially rebuilt in the late 1950s. The Olivet Baptist Church also was formed in the neighborhood's early years. Organized in 1889 as an outgrowth from a missionary effort by Immanuel Baptist Church in Syracuse, the congregation was formally incorporated in December 1892, and built a wood-frame church at the southwest corner of Lexington Avenue and Westcott Street. In December 1905, however, most of the congregants elected to disband the church. Some of the congregants joined with Baptists from other churches to form Calvary Baptist Church which was incorporated in 1907; their new church building at 1307 East Genesee

⁴⁰ "Sumner School Reception," *The Evening Herald*, September 5, 1898; "Patton Asks \$1,945,000 for 3 Schools," *Syracuse Herald-Journal*, March 13, 1953; "New Sumner School will be Dedicated," *Syracuse Herald-Journal*, October 26, 1955.

⁴¹ "Three New Schools Will Open Without Nine Pianos and Vocational Equipment," *Syracuse Herald*, September 07, 1924.

⁴² 466-468 Westcott remains in commercial use today with retail on the ground floor and offices in the second story. 476 South Beech Street was demolished.

⁴³ "Petit Library Seeks Bigger Building," *Post-Standard*, January 27, 1952; "City Set to Build New Petit Branch Library," *Post-Standard*, July 19, 1959.

⁴⁴ "1,000 Attend Cornerstone Rites of Two Churches," *Post-Standard*, October 5, 1959; "Church Property Sold," *Syracuse Herald* (September 19, 1897); "Churches," *Syracuse Herald*, (February 7, 1914 [announces church dedication]) "Erwin's Birthday," *Syracuse Herald* (April 30, 1899); "From Mission to Church," *Syracuse Evening Herald* (November 15, 1892), See also Samuel D. Gruber, ["Syracuse Architect: Justus Moak Scrafford \(1878-1947\)," My Central New York](#), (May 13, 2014. On Keck see Cleota Reed, ed. *Henry Keck Stained Glass Studio 1913-1974* (Syracuse, Syracuse University Press, 1985)

Westcott-University Neighborhood Historic District DRAFT

Onondaga County, NY

Name of Property

County and State

Street was designed by Gordon Wright and was first used for worship in January 1908. Sadly, that church was destroyed by fire in early 1915. A month later, in February 1915, the congregation purchased a large lot at the corner of South Beech Street and Judson Street; by July 1915, the plans for the church by Revels and Hallenbeck, both of whom were Syracuse University architecture professors, were approved. The building was completed in October 1916. The sanctuary is notable for its three large stained-glass windows, early works by local artist Henry Keck, the founder of the Henry Keck Stained Glass Studio.⁴⁵ In 1970, the name was changed to United Baptist Church, when Calvary merged with Temple Baptist Church. In 2018, the small United Baptist congregation gave the building to the Vineyard Church, which had been meeting in the social hall for the previous three years.

Other congregations were formed later in the district's period of significance. Trinity Evangelical Lutheran Church was founded in the early 1920s and met in the Westminster Hall on Lexington Avenue, which was located on the site of and incorporated portions of the former Olivet Baptist Church. In 1924, the Eastern District Lutheran Synod of Missouri purchased the building from the Independent Order of Odd Fellows on behalf of the Trinity Evangelical congregation, and it was remodeled by architect Charles Willsey. The congregation remained in the building until 1957, when it commissioned architect Gordon P. Schopfer to design a new church building in another Syracuse location.⁴⁶

The Orthodox Jewish Anshe Sfard congregation was founded in approximately 1907, and in 1917, they built a synagogue on what is now McBride Street in downtown Syracuse. In 1950, however, the congregation purchased a large house at 2013 East Genesee Street at the intersection with Westcott Street. The building was remodeled to serve as a synagogue by adding an entry wing in the (then) modern style to the East Genesee façade. A purpose-built synagogue for Young Israel was built in 1957 at 2200 East Genesee Street, but this building (designed by architect Gordon P. Schopfer) was later transformed into a medical office. Due to substantial changes in its design, however, it is a non-contributing building to the district.

⁴⁵ "Church Doors Open for the First Time," *Post-Standard* (Syracuse, NY), January 6, 1908; "Women Escape as Fire Sweeps Through Calvary Baptist Church," *Syracuse Herald*, January 5, 1915; "Selects Church Site," *Syracuse Herald*, February 25, 1915; "To Break Ground for Calvary Church Sunday," *Syracuse Herald*, July 2, 1915; *Syracuse Herald*, July 8, 1915; "Ground is Broken for New Calvary Baptist Church," *Syracuse Herald*, July 30, 1915; "Calvary Baptists in Week of Rejoicing Over New Building," *Syracuse Herald*, October 8, 1916.

⁴⁶ *Post-Standard* (Syracuse, NY), February 10, 1957.

Westcott-University Neighborhood Historic District DRAFT

Onondaga County, NY

Name of Property

County and State

A former house at 821 Euclid Avenue is now used for meetings by the Society of Friends. A former house at 825 Ostrom Avenue now serves as the Syracuse University Chabad Jewish Student Center. Both buildings retain their original exterior appearance.

Engine House No. 10, now the Westcott Community Center, located at 826 Euclid Avenue at the corner of Westcott Avenue, was built in 1903 (Photo 61). The building served as a firehouse until the 1970s when a new station was built on East Genesee Street at Cambridge. There was some political wrangling when the Engine House was built. It was the first public building erected in the rapidly expanding east side of the city, and the mayor refused to announce its location and approve its construction until Euclid Avenue was fully paved between Syracuse University and Westcott Street. The brick building is distinctive. The Flemish-inspired style, perhaps the work of architect Gordon Wright, is unique in the area. The connection to Flemish architecture was more obvious before the stepped gables were simplified, which probably occurred when it was converted into a Community Center.⁴⁷

The former Syracuse chapter of the Independent Order of Odd Fellows, a philanthropic social organization, met originally at Westminster Hall on the corner of Hawthorne and Bassett Streets. Then in the summer of 1906, the Odd Fellows purchased the former Olivet Baptist Church at the southwest corner of Westcott Street and Lexington Avenue, and commissioned architect Charles D. Wilsey to design a new Westminster Hall at the location. In 1924, the Odd Fellows sold this Hall to Trinity Evangelical Lutheran Church. The building is still extant and serves as Saint Luke's Missionary Baptist Church (located just outside the district's boundaries).

The Commercial District

The Westcott-University Neighborhood was built as, and remains, primarily a residential neighborhood, with multiple streets lined with closely spaced single- and multiple-family houses. While these houses display the full range of residential styles of the early twentieth century in their scale, massing, materials, and set-back, they create a largely uniform appearance throughout the residential areas. This consistency is set off by the small

⁴⁷ An article in *The Evening Herald* (December 15, 1903) described the opening of the Engine house with a ball attended by 200 people, "The residents of the upper end of the Seventeenth ward made merry last night at their new fire engine house No. 10 at Westcott street and Euclid avenue, which, despite shortage of men in the department, will be put in service to-morrow with a new steamer and hose wagon for the protection of the heights in the south-eastern part of the city. Westminster lodge No. 788, I.O.O.F. Had charge of the celebration and gave a ball on the spacious apparatus room floor, which was attended by some two hundred people."

Westcott-University Neighborhood Historic District DRAFT

Onondaga County, NY

Name of Property

County and State

commercial district which lines both sides of Westcott Street from Dell Street south to South Beech Street, comprising some of the 400 block of Westcott and all the 500 block (Photo 11-12 & Photo 40).

Though Westcott Street was laid out in the 1870s, the commercial strip developed in the mid-1920s. First, the former Erwin Methodist Church at the corner of Westcott Street and Harvard Place was demolished and replaced ca. 1920 by a one-story commercial building, which survives. Then, in the mid-1920s, the demolition of some late-nineteenth-century houses allowed the construction of more one- and two-story commercial buildings and two gas stations. The gas stations, which signaled the rise of the automobile in the neighborhood, have since been remodeled as restaurants.

Some houses were adapted for commercial use, initially by the additions of modest extensions on the ground floors bringing the building fronts entirely to the edge of the lot, and then by replacing some earlier structures with new purpose-built commercial space. Two other houses outside the commercial district also had spaces adapted for commercial use. These are 1001 Lancaster/ 206 Kensington, which now house a laundromat and hair salon, and 748 Westcott Street, where a small grocery store has been in the basement for many decades.

In the 1920s, several houses were demolished and replaced with one and two-story brick buildings for retail. At the NW corner of Dell and Westcott Street, three lots were consolidated and a brick commercial structure was erected. Just south of this, three more lots were consolidated, and a new Art Deco-style A & P Supermarket was erected in 1925. Just further south, the Harvard Movie Theater and adjacent commercial spaces were built and opened in 1925. Most of the new buildings on Westcott Street were built of brick in a simple but decorative Art Deco-style.

By the 1920s, the Westcott-University Neighborhood was a typical American streetcar suburb, and Westcott Street developed as a typical neighborhood main street – complete with a movie theater, a five & dime, and an A&P Supermarket. While dozens of businesses have come and gone over a century and shopfronts and windows have been remodeled time after time, many buildings have changed little and the overall appearance of the district has remained constant.

The Harvard Theater (now Westcott Theater) was designed by local architect Howard Yates and opened in 1926 as the center of a vibrant commercial district serving the immediate neighborhood. In a two-page newspaper

Westcott-University Neighborhood Historic District DRAFT

Onondaga County, NY

Name of Property

County and State

spread announcing the theater's opening, loyalty to local businesses was stressed as the theater was completing "the circle of business places necessary to our daily life. The butcher, the baker, the candlestick maker—and now the Movie Theater—are here. Come one—come all—patronize these live merchants for their forethought and their courage to locate in your neighborhood. They have everything that the downtown merchant has and more: 'The convenience of getting what you want near your home.'"⁴⁸

Two buildings on the east side of Westcott Street south of Clarke Street were added to the commercial strip after World War II and are non-contributing. These are among only a handful of buildings added since 1940. Most new commercial construction—in the 1960s and 1970s—is on East Genesee Street.

Architectural Significance: Overview

The buildings that constitute the Westcott-University Neighborhood Historic District encompass a nearly complete range of the various house styles and types that were available to homeowners of all economic levels. These include simple gable-front forms, including a small number of mid-nineteenth century houses that pre-date the creation of the connected street grids.

Larger residences executed in popular architectural styles of the late nineteenth and early to mid-twentieth centuries include such overall stylistic categories as Queen Anne, Craftsman, Prairie, and the English and Dutch Colonial Revivals. There are many distinctive architect-designed houses built in the first quarter of the twentieth century that reflect the aesthetics and methods of the Arts & Crafts Movement.

Residential architecture in the district reflects not just popular tastes and styles but also the late nineteenth century growth of industrialized home construction. This approach included both mass-marketed house plans and the prefabricated materials to build those plans, including pre-cut structural lumber, pre-cut boards for wall lathe and exterior siding, mass-produced decorative moldings, rails, and other applied architectural ornament; cast and molded decorative features; and mass-produced nails, brackets, and other building hardware.

Beginning in the 1890s, a fundamental change occurred in the perception of the ideal family and its housing needs. In a reaction to the formal assembly of rooms of the nineteenth century and because of technological innovations, new ideals of simplicity and efficiency led to a more informal hierarchy of rooms and reflected the

⁴⁸ *Post-Standard* (Syracuse, NY), April 9, 1926.

Westcott-University Neighborhood Historic District DRAFT

Onondaga County, NY

Name of Property

County and State

desire for a more relaxed lifestyle. At the same time, the introduction of central heating, gas hot water heaters, indoor plumbing, and electricity increased the cost of construction. One result was the reduction of floor space and the use of standardized plans to offset rising construction costs; this adjustment put home ownership within reach of the middle class. This can be seen in the reduced size of houses after about 1905, where living space for servants and back stairs are less common. Similarly, the advent of electric appliances in homes eliminated the need for daily domestic help altogether for many middle-class homeowners.

A related effect of technological innovations in indoor plumbing and electricity is that these allowed increased family separation and self-sufficiency. Many upper middle-class families shifted from live-in domestic help to the employment of day help. Architecturally, this trend was expressed in simpler room arrangements. Simplified and standardized plans became entrenched in American residential building practices through pattern books. Similarly, in the transition from Queen Anne to Colonial Revival styles there was the reduction of interior and exterior decoration for ease of maintenance and cleaning, and the increase in the use of flat surfaces made of durable materials. By the 1920s, one popular trend in interior design was to paint surfaces – including woodwork – in easy to clean light colors.

The introduction of effective electric lighting may have changed fenestration patterns, but it was the standardization of production and construction that had more influence on the reduction of window types within a single residence. After World War I, most houses were smaller, with lower ceilings and more standardization in windows, porches, and – something new – garages.

Most houses in the Westcott neighborhood that were built after World War I derive from common patterns available from pattern-books, lumber companies, or building contractors. In the 1880s and 1890s these included simpler versions of more high-style Queen Anne, Shingle, and Colonial Revival types, and ample examples of these can be found on South Beech Street. After 1900, the common forms were Foursquare, Craftsman, and generic Colonial Revival styles, and more pronounced versions of English and Dutch Colonial Revival, all of which were aggressively marketed in house magazines, and in house and building supply catalogs.

The Oldest Houses: Upright and Wing, Italianate, and Queen Anne

The earliest house type in the district and a common type throughout the region is the modest upright-and-wing house which evolved in New England and upstate New York in the early 1800s. The form combines a two-story

Westcott-University Neighborhood Historic District DRAFT

Onondaga County, NY

Name of Property

County and State

gable-front house or the 1 ½-story gable front cottage into a simplification of the formal Greek Revival “Temple and Wing House.” Notably, however, since even the farms in the area mostly date from the mid-nineteenth century, there are no Greek Revival structures in the district. These could be formerly found only in Syracuse’s Downtown and on the Northside, and in nearby villages such as Cazenovia, Fabius, and Skaneateles. There was at least one Greek Revival house just outside the district at the intersection of East Genesee Street and Salt Springs Road (this was substantially modified in the early twentieth century into the National-Register-listed Burhans house, re-designed by Arts & Crafts architect Ward Wellington Ward). Other undocumented Greek Revival buildings may have existed along East Genesee Street, but these would have been demolished by the early twentieth century to make way for new houses.⁴⁹

The upright-and-wing house type could be built in stages or all-of-a-piece. Because the Westcott-University Neighborhood Historic District was not densely settled until the 1880s and afterward, there are few surviving examples, of which 704 South Beech Street, aligned to his older street, is the best. The small upright gable front house is more common. These were easy and inexpensive to build but are hard to date, especially if altered. This type was probably common among the first builders in the northwestern half of the district in the 1880s and 1890s, and many of the houses indicated in the 1892 city atlas were probably of this type. Some would have been demolished for larger houses; others may have been moved to better align with the new street grids. Somewhat more common to the area when it was farmland are several brick and wood-frame Italianate houses that were most likely built in the 1860s and 1870s. These houses were built mostly in the third quarter of the nineteenth century and pre-date Syracuse's suburban expansion to the east and the laying out of the new residential grids that mark the first new residential developments. The houses primarily faced the existing major travel routes, such as East Genesee Street, and these also often indicate the locations of prosperous farms.

The Italianate Style evolved from the earlier Italian Villa Style, a widespread American rural and suburban residential architecture popularized by Alexander Jackson Downing. A popular residential style, it was the most common architectural “high” style for a well-designed house in the mid- nineteenth century. Urban versions more closely copied Italian Renaissance palazzi. These could be free-standing structures as was usually the case in Syracuse and throughout Central New York. Rural and farm versions were loosely based on Italian (mostly Tuscan) villa forms, while more recreational rural retreats often included additional wings, more elaborate details, and well-ordered gardens.

⁴⁹ On Greek Revival structures in the region see *Architecture Worth Saving in Onondaga County*. (Syracuse: Syracuse University Press, c1964.)

Westcott-University Neighborhood Historic District DRAFT

Onondaga County, NY

Name of Property

County and State

Italianate houses are especially common in Central New York, since so much of the region underwent rapid and prosperous development during just those decades when the style was most popular. These houses once filled the downtown residential streets of Syracuse, and fine examples are still found on most roads leading into the city and on the main routes between towns and villages. Italianate farmhouses stood close to the road (though not as close as they often seem today, since so many old highways have been widened). They opened onto lawns, gardens on the sides, and farm fields and pastures in the rear. Italianate houses could be built of wood, brick, and even stone, and are easily recognizable by their distinctive cube-like shape, their overall formal regularity of fenestration and applied architectural ornament, and their pronounced cornice. Italianate houses are usually two and occasionally three stories high, square or rectangular in plan, with low-pitched hipped, gable, or shed (roof with one slope) roofs. Ornamentation can be of pressed metal, stone, or wood ornamentation, or wood with wood ornamentation. The most distinctive feature of nearly all Italianate houses is a cornice supported by brackets ("bracketed cornice") and decorative, projecting window "heads" (above openings). Over time, lower brick or wooden additions were added to the rear of these houses, especially for kitchens, laundries, and other work areas. As a result, later versions of Italianate houses could be more rectangular in plan (with the shorter side facing the street). By the 1870s Italianate houses could also be slightly taller, and often included projecting side window bays - all elements that lessened the geometric purity of the cube and added some variety and a hint of dynamism to the plan and exterior elevations and competed stylistically with more ornate styles of the Gilded Age. The several examples of Italianate houses in the district were originally more isolated structures, probably on much larger lots. They survive from the first period of building – their owners would not initially have been reliant on streetcars, though streetcar lines would run near most of these houses simply because the lines were built on or near the existing roads.

Throughout the Westcott-University Neighborhood Historic District are several Queen Anne and Stick Style houses. These are mostly located on the oldest streets in the district: South Beech, Dell, Columbus, and Westcott Streets. These houses mark the neighborhood's transition – they continue a building pattern already established on the west side of the Thornden Estate (now Thornden Park) north of the newly founded Syracuse University laid out in the 1870s. Most of the old houses in that area have been demolished due to expansion of the university and nearby hospitals. Many fine houses on the western boundary of the district between Ostrom and Comstock, for example, were taken down in the 1980s to build Syracuse University's Science Center. Many other houses have been leveled for parking lots and parking garages.

Westcott-University Neighborhood Historic District DRAFT

Onondaga County, NY

Name of Property

County and State

Perhaps the best-preserved Queen Anne house is 557 Allen Street at the corner of Harvard Place, which pre-dates the nearby Pennock development. The house is especially distinctive because its owners attempt to replicate the original color scheme of yellows, golds, greens and reds.⁵⁰ The treatment accentuates the intact details of the variegated siding, ornate porch rails and supports, and door and window frames. Throughout the district many houses still retain similar features, but the houses have been painted monochromatically, or worse, the original siding and cornices have been covered with vinyl.

The largest Queen Anne style house in the area is the towered structure at 623 Euclid Avenue at the NW corner of Lancaster Avenue. This was built before 1892 by Henry H. Loomis and his son E. L., who were active in developing the Westminster Tract in which it is centrally located. This house, one of the oldest in the neighborhood, rivaled houses built in the previous decade on West Onondaga Street in size and decoration and was surely built to promote development in the area, perhaps in the hope of creating a new upper-class enclave in the Westminster tract. The house's impressive qualities recall the short period of neighborhood development before the streetcar and subsequent congestion on Euclid Avenue discouraged grand houses. The NR designated former Babcock-Shattuck house, built ca. 1895, at the corner of Westcott and East Genesee Streets, is another example from this period. It is a transitional house with Queen Anne massing including a dominant corner tower, but it also includes many Colonial style elements, including a Palladian window and porch with classical columns. Mostly, what we find surviving are more simple houses - sometimes a single gable-fronted upright house that has been enlivened with a small corner turret, or a Stick Style porch, or some other intricate detail.

Classicism and Colonial Revival Styles

The turn of the twentieth century was the heyday of the City Beautiful Movement, and from the late 1890s until World War I, Beaux-Arts Classicism and a more formal neo-Classicism became favorite styles across America, especially for public buildings. In Syracuse, prime examples are the Syracuse University Quad, (begun in 1903), the Onondaga County Courthouse (1906) and Temple Society of Concord (1911). Architects of all those buildings also worked in the Westcott-University Neighborhood Historic District, but rarely in the French or Roman classical style. The exception was a grand new house designed by architect Albert Brockway in 1910 for developer J. W. Pennock at the SW corner of East Genesee and Allen Streets.⁵¹ The house was swept by fire in the 1950s.

⁵⁰ Susan Martin, "Painting the Town," *Post-Standard*, June 11, 1985.

⁵¹ "Work is Progressing Rapidly on Three Palatial Houses in the Seventeenth Ward," *Post-Standard*, July 29, 1910.

Westcott-University Neighborhood Historic District DRAFT

Onondaga County, NY

Name of Property

County and State

Rebuilt, it retains some of its original features, especially the gray Roman brick and the finely carved marble entry arch. Its close resemblance to a Renaissance palazzo was lost in the destruction of its upper story and original roof.⁵²

Colonial revival styles were widely used in residential work. Early examples include the many houses developed by J. W. Pennock on Allen Street with their distinct classical and Renaissance elements. The Colonial Revival style was popular in the early twentieth century as an antidote to the ornate styles of the so-called Gilded Age. The Colonial Revival styles signaled for many a return to more stolid values and the purported propriety of an earlier time. The style could also be seen as an expression of American “nativism” in an age of massive immigration, when whole neighborhoods of cities were transformed by populations speaking different languages and cooking different foods. The style also lent itself to standardization of parts. After about 1910, most Colonial Revival houses were rectangular in plan, with gable roofs and consistent fenestration. Georgian Colonial Revival typically has a three-bay symmetrical facade and a gable or hip roof with brick or clapboard siding. Details may include pediments, pilasters, Palladian windows, columned porticos, dormer windows, classical entablatures, and doors with sidelights and transoms. A simpler version of the Georgian Colonial Revival is common in Syracuse: square or rectangular in plan; 2 ½-stories; a three-bay facade sided with brick or clapboard; a classical columned or brick porch with piers; Palladian windows; and a transomed door and a dormer window, which often has classical detailing such as pilasters and pediments. Windows on the first floor of the facade are usually larger than other windows, and transomed.

Most designs for Colonial Revival houses placed the entrance on a long side which would face the street on an ample lot and many such houses can be seen in Scottholm and other local garden suburbs. In Westcott-University Neighborhood Historic District, however, where lots are narrow, it was typical to slot pre-designed houses in with their short side facing the street and the main entrance moved to the side, usually off the side driveway. This arrangement had several advantages, including allowing for a full-width ground-floor porch to face the street, so the house and its occupants could engage with the neighborhood. Typically, an exterior chimney would also rise on the axis bisecting the narrow gable façade. These chimneys, set close to the street, create an attractive rhythm when several similar houses are on the same block, or are even side-by-side or in a series. There are scores of examples of this type of house in the district including 637 Allen Street, 639 Allen Street; 240 Cambridge Street, 246 Cambridge Street; and 115, 119, and 127 Fellows Avenue. A popular continuing variation of the Colonial

⁵² “Mormon Church Move to Sell old James W. Pennock Mansion,” *Syracuse Herald-Journal*, December 4, 1956.

Westcott-University Neighborhood Historic District DRAFT

Onondaga County, NY

Name of Property

County and State

Revival style is the Cape Cod cottage, the informal little house that made its appearance in many suburbs in the late 1920s, including the outer blocks of the Westcott-University Neighborhood Historic District. This type continued as the most popular house style in America for more than 30 years, and was mass produced in housing developments in the post-World War II period. Variants continued to be standard in suburban housing developments from the 1950s through the 1980s, and larger versions are still common today.

Dutch Colonial Revival⁵³

Much like the English Colonial Revival house, the so-called Dutch Colonial Revival House, with its distinctive gambrel roof, was popular in the first decades of the twentieth century and is a common house type in the Westcott-University Neighborhood Historic District. As has been well documented, there is nothing Dutch about the type and it has nothing to do with Dutch heritage. Daniel Rieff has pointed out: “Although the house type was recognized as not found in Holland—while common enough in England—for better or for worse, this house type must be called ‘Dutch Colonial,’ as it has been for more than ninety years.”⁵⁴ These houses are usually identified by their gambrel roofs (a roof with two slopes of different pitches on either side of the ridge). Houses of this type were typically sided in brick, clapboard, or wood shingles. Classical details may include pedimented porticos and doors with sidelights and transoms. A variation of the style is a 1 ½-story cottage with a curved or gambrel roof extended to form a front porch.

Architects had made use of the gambrel roof for houses since the 1880s, when they were common elements in shingle style houses. There were also some examples beginning around 1900 of the gambrel roof associated with "Colonial" elements. In 1907, the type with a long shed-dormer (rather than several discrete dormers) was defined as "Dutch" and presented by architect Aymar Embury II in a house he designed for a Garden City competition. The next year, Embury popularized the house type in an article in *International Studio* (August 1908), “Modern Adaptations of the Dutch Colonial,” and in 1913, he published a book, *The Dutch Colonial House: Its Origin, Design, Modern Plan, and Construction*, which forever established both type and name. The style became popular throughout the United States but it is possible that after Embury's designation it had a special appeal in New York State because of the lingering impact of Dutch settlers from the seventeenth century. In plan, however, the house differed little from the even more common English Colonial gable-roof house, though in many of the Dutch Colonial designs the construction of the second floor (bedrooms) and attic were conflated. The gambrel roof,

⁵³ Samuel Gruber, “Going "Dutch": On the Origins of the Ubiquitous Gambrel Roof "Colonial" House.”

⁵⁴ Daniel Rieff, *Houses from Books: Treatises, Pattern Books, and Catalogs in American Architecture, 1738-1950: A History and Guide* (University Park, PA, Penn State university Press, 2000).

Westcott-University Neighborhood Historic District DRAFT

Onondaga County, NY

Name of Property

County and State

where each roof slope is broken into two jointed parts, allowed for more head room on the topmost story in what otherwise might have been an attic. In the larger versions, where the house had two full stories and then a gambrel roof, the third story became more usable space - with high ceilings and more light.

In the Westcott-University Neighborhood Historic District, the Dutch style is especially evident on Concord Place which was mostly developed in the years between 1900 and 1914. A large house at 116 Concord has a gambrel cross-gable, and there is a similar house at 120 Concord Place. At the east end of the street, even Arts & Crafts architect Ward Wellington Ward adapted the Dutch style in 1910 for the main wing of the Tuck House at 126 Concord Place, one of his early houses in the neighborhood. Even in the 1910s, the gambrel roof was also being employed in more modest designs such as the New Eden and Tucson house models in the *Aladdin Built in a Day House* catalog of 1917. These houses derive from the simple gable-front "homestead" house that was common on small farms and more rural lots, but also was an easy-to-build starter home for a family of modest means living on a city street. Slightly more robust versions of these homes can be found throughout the Westcott Neighborhood, including 712 Lancaster Avenue and 115 Clarke Street.

Arts & Crafts and Craftsman Designs

In the first decades of the twentieth century, Syracuse was a major center of the American Arts & Crafts Movement. Several participants in the movement, including Gustav Stickley, Clarence Congdon, LaMont Warner, and Alfred T. Taylor lived in the district, where many Arts & Crafts influenced houses were built. Two principal strands of Arts & Crafts architecture can be identified in Syracuse, influenced by two prolific designers: Gustav Stickley (1858-1942) and Ward Wellington Ward (1875-1932). Stickley was especially active in Syracuse from 1901 through 1905, when he lived at 438 Columbus Avenue before moving to New York, after which the influence of his Craftsman Movement remained strong. The Westcott-University Neighborhood Historic District was the heart and home of the Craftsman Movement and the Craftsman House in Syracuse.

Gustav Stickley was the founder of the Craftsman Workshops and the founder, editor, and publisher of *The Craftsman* magazine from 1903-1916. Stickley lived at 438 Columbus Avenue until 1905, and later returned to live in the house from 1917 until his death in 1942. The house was designed in 1901 by local architect Wellington Tabor in a restrained Queen Anne style, but following a fire soon after moving in, Stickley redesigned the interior according to his own preferences. He created what is widely recognized as the first Craftsman house interior

Westcott-University Neighborhood Historic District DRAFT

Onondaga County, NY

Name of Property

County and State

which was illustrated and fully described in a 1902 article for *The Craftsman*.⁵⁵ Stickley was not an architect, but he engaged many architects and designers to create and promote examples of what he and others soon called “The Craftsman House.” The Craftsman House was more about a general attitude toward building and living and a broad aesthetic rather than a particular style, and incorporated concepts of beauty, comfort, simplicity, and the integration of indoor and outdoor spaces.⁵⁶ Thus, many diverse houses can be grouped under the heading. Stickley illustrated a wide range of house types in *The Craftsman*, and his company sold house plans to readers across the country.

The Stickley firm’s houses “exhibited a range of quality and price, from inexpensive homes to higher-priced models for the upper middle class.”⁵⁷ The more modest and inexpensive house types soon appeared elsewhere, and many of the more affordable models promoted as “Craftsman” were sold by Aladdin, Sears and other full house kit providers.⁵⁸ In the district, the Craftsman ideal was transformed into several popular house types, including the Four Square, and various versions of cottages and bungalows. All of these were offered in a wide range of builders’ catalogs by 1908 as affordable simple-to-build single-family houses that were devoid of non-essential decoration and variation and exuded an intimate and homey feel.

One of the most common of these throughout the district is the Craftsman cottage, sometimes called a Craftsman bungalow or semi-bungalow. A version of this house titled “A pleasant and home-like cottage designed for a small family,” is described and illustrated in *The Craftsman* in February 1905. This type gained in popularity soon and continued to be built into the 1920s. It merges first and second floors using high and steep side-gable roofs that open with a wide dormer across the house facade. This roof arrangement, and the always-present generous ground story front porch, gave these houses a strong horizontal appearance. The type was promoted for “suburbs or for a village,” as “it needs plenty of ground around it,” but it was quickly adapted to the narrow lots

⁵⁵ Samuel Howe, “A Visit to the House of Mr. Stickley,” *The Craftsman* (Vol. III, No. 3, December 1902), 161-169.

⁵⁶ See discussion of the Craftsman movement and ideals in Gustav Stickley, “The Craftsman Movement: Its Origin and Growth,” *The Craftsman* (Vol. XXV, No. 1, October 1913), 17-26).

⁵⁷ Richard Guy Wilson, “American Arts and Crafts Architecture: Radical though Dedicated to the Cause Conservative,” in Wendy Kaplan, ed., *The Art the is Life”: The Arts & Crafts Movement in America 1875-1920* (Boston, MA: Museum of Fine Arts, 1987), 101-131.

⁵⁸ On this process see Daniel D. Reiff, *Houses from Books: Treatise, Pattern books, and Catalogs in American Architecture, 1738-1950: A History and Guide* (University Park, PA: Pennsylvania State University Press, 2000). Companies located throughout the United States sold and shipped thousands of precut houses annually. The Sears and Roebuck Company alone offered approximately 450 designs, and the company’s sales reached thirty thousand by 1925 and nearly fifty thousand by 1930.

Westcott-University Neighborhood Historic District DRAFT

Onondaga County, NY

Name of Property

County and State

of the new streetcar suburb developments. Another version was featured in the June 1905 issue of *The Craftsman*, labeled “A Craftsman Cottage” with the title “A small cottage that is comfortable, attractive and inexpensive.” Because this version is wider than it is deep, however, the interior plan was less useful on streetcar suburban lots that are 40’ wide or less.

The interiors of these houses were simple but included relatively open plans on the ground floor and simple finishes in dark woods. The ground-floor plan of these houses was more open than Victorian houses of the prior generation. There is no parlor; the living room takes up most of the width of the front of the house, and this flows directly to a dining room that occupies – with an adjacent kitchen – the rest of the ground floor. Living room, dining room, and kitchen all have access to porches, and wire screens door could be left open in warm weather for good cross-ventilation.

The exteriors were sided with a mix of shingle and clapboard, or covered entirely in shingle, reminiscent of the early cedar shake and shingle style of the late nineteenth century, but on a much more intimate scale. The shingle siding, or shingle and clapboard mix, also provided a more rustic feel linking these houses to both rural farm buildings and mountain cabins. Many of these Craftsman cottages throughout the district preserve most of their original features. Representative examples include: 307 Clarendon, designed by Clarence Congdon; 722, 909-11, 960, 963, 1048 Ackerman Avenue; 742 Allen Street; 117 Concord; 1009 and 1101 Euclid Avenue; 433, 439 and 503 Fellows Avenue; 238, 248, 408, Greenwood Place; 201, 202 Strong Ave; 720, 724, 728, 727, and 729 Sumner Avenue; and 213 Westminster Place. There are scores of other examples, many retain the general form but vary details such as the dormer width, the type of porch supports, the width of overhanging eaves, and the inclusion or exclusions of protruding bays. Frequently a row of houses will share the basic form and details, but details such as dormers and porches will be changed to create variety. A good example of this is the 300 block of Kensington Road (up to 141 Buckingham Avenue)(Photo 56).

Almost equal in popularity in the district to the Craftsman cottage is the American Foursquare house in various versions. The origin of this type is unclear, but Stickley published it as a Crafts house type as early as 1903. The American Foursquare first made its appearance in the 1890s and enjoyed great popularity as a middle-class dwelling, becoming an established fixture of residential neighborhoods prior to the onset of the Great Depression. This house type has its origins in the cube-like Italianate house of the 1860s-1880s, the nineteenth-century gable-front folk house form, and to some extent, the Prairie School style. Versions were also featured in the *Craftsman*

Westcott-University Neighborhood Historic District DRAFT

Onondaga County, NY

Name of Property

County and State

Magazine and were soon widely available through various house catalogs. The typical Foursquare house is a 2 1/2-story dwelling and features a square or slightly rectangular massing, usually with four square rooms above three, square shaped rooms, and an entrance hall with stairs tucked unobtrusively to the side on the first floor. Economical and practical to build, the design incorporated a raised basement and a one-story porch across the front.

Many examples were built in the district from about 1900 at least until World War I. Fine examples include 929, 932, 943 Ackerman Avenue; 623, 627, 631, 653, 659, 661, 679, and 745 Allen Street; 754 Bristol, 214 Cambridge; 221-223, 234, 239, 312, 416, Greenwood Place; 205 Harvard Place; 200, 202 Hawthorne; 860, 874-76, 959 Lancaster Avenue, and 744 South Beech Street.

In the Westcott-University Neighborhood Historic District, foundations were usually constructed of dressed stone or cast block. There is one instance - 877 Lancaster - where the entire foursquare house is built of cast-block. The most popular roof forms were the hipped and the gable-front. The roof form often included side and rear attic dormers. In its mature form, the design reflects Prairie School style in the low roof, wide eaves, and a horizontal emphasis created by a porch spanning the full length of the first story. Commonly built with variations of wood framing, the exterior walls can also incorporate stucco, brick, and/or stone masonry. The American Foursquare eventually incorporated a variety of architectural stylistic features, most having references to either the Arts & Crafts Movement and Craftsman-influenced windows or porches, or the Colonial Revival style with free classical idioms such as cornice returns, dentil or modillion cornices, and Tuscan columns. In some cases, as at 100 Concord Place, designed by architect Edward Howard, substantial classical decoration is applied to the standard Foursquare form.

Prefabricated, "factory-cut" American Foursquare houses could be assembled onsite and were available by mail order, and this contributed to the popularity of Foursquare houses. These houses and other Craftsman types were built by individuals on single lots, but in at least one instance were favored by developers of multiple lots. In 1911, architect Frances J. Worth teamed up with real estate developer William A. Schuyler to design thirteen houses on the south side of the 500 block of Clarendon Street that were "artistic in keeping with the surroundings as well as convenient and homelike" (Photo 50). The project, announced in the *Post-Standard* in March 1911, said the houses would follow two illustrated models - one a Craftsman type bungalow and the other a typical

Westcott-University Neighborhood Historic District DRAFT

Onondaga County, NY

Name of Property

County and State

American Foursquare house.⁵⁹ In fact, most of the houses built (all of which remain today), are variants of the foursquare type. Other blocks, however, such as the 200 block of Strong Avenue (Photo 64), seem to have been developed favoring the Craftsman cottage type.

A third type of house that was also promoted by the Craftsman Magazine is the bungalow. These houses share a general form, and their squat 1.5 story massing, but most differ in the details. Some only have one habitable story; others have a half story above that is large enough for one or two rooms. The term bungalow is derived from Bengali, meaning dwelling in that region of India, but a more direct source for bungalow in Syracuse came via California and popular publications, such as *Radford's Artistic Bungalows* catalog published in Chicago in 1908 by the Radford Architectural Co., or from Gustav Stickley's *Craftsman Magazine*, which also frequently illustrated examples of the type.⁶⁰ As an architectural type, bungalows first appeared in California in the 1890s. They evolved from the California Craftsman movement, which sought to preserve simplicity and craftsmanship in architecture. The Bungalow style was influenced by other styles including Shingle, Stick, Swiss Chalet, and Spanish Colonial. The small but adequate bungalow answered a growing need for low-cost housing and was popular in all parts of the country. An additional wave of interest in the gable-front shape grew from high style houses of the early twentieth century Craftsman movement. Between 1910 and 1930, this treatment inspired many modest bungalow folk houses. In the heyday of its popularity, the Bungalow style expressed Progressive social ideas and even political ideas, as its simplicity was in direct contrast to the over-wrought architecture of corporate Gilded Age culture. Bungalows could be adapted to different budgets but could be built very cheaply. They could be obtained as building kits from popular catalogs, or they could be custom designed by architects, often incorporating Arts & Crafts details. The bungalow typically featured a gable-front, side-gabled, or cross-gabled roof penetrated by a minimal number of dormers. The typical bungalow is square or rectangular in plan, 1 1/2-story, with horizontal lines. In Syracuse, due to the weather, excavated basements were common, and bungalows were built on some form of masonry foundation, usually cast block or brick. Bungalows are faced in brick, wood siding, or stone. The first floor is often brick or stone with wood shingles or clapboards in the gables. Exposed rafters and battered (tapered) porch supports are characteristic. Limited stylistic references usually occurred in the front porch columns and railing and could include classical or Craftsman elements. The wide front porch, a

⁵⁹ "Spend \$50,000 on 13 Houses," *Post-Standard*, March 11, 1911.

⁶⁰ These have been collected and reprinted in *Craftsman Bungalows, 59 Homes from "the Craftsman"* edited by Gustav Stickley (Mineola, NY: Dover, 1988), featuring articles published between 1903 and 1916.

Westcott-University Neighborhood Historic District DRAFT

Onondaga County, NY

Name of Property

County and State

distinctive feature of the ideal bungalow, provided a transition between interior and outdoor spaces. The interior featured an open floor plan at the front of the house and private bedrooms at the back or upstairs.

No two bungalows in the Westcott-University Neighborhood Historic District are identical, but some like 106 Concord Place and 167 Cambridge Avenue are very similar. A selection in the district includes 1015 Ackerman Avenue which is a variant of a Sears House (but not purchased from Sears as there is no stamping on the lumber) and 1052 Ackerman Avenue, designed by architect Clarence Congdon.⁶¹ Their scattered location suggests that many of these houses were inexpensive infill buildings. Their variety suggests they were ordered from a variety of sources. Other examples include 241 Cambridge Avenue, 1002 Euclid Avenue, 116 Fellows Avenue, 110, 112, and 404 Greenwood Place (Photo 32), and 118 and 220 Roosevelt Avenue. By the second decade of the twentieth century the term bungalow was being used very loosely to encompass a wide range of simple house types, which might be called “semi-bungalow” or “Craftsman bungalows.” For example, a modest cross-gable gambrel roof house on Clarke Street from 1912 designed by architect and builder G. Everett Quick is described in the *The Syracuse Post-Standard* of June 22, 1912, as a “semi-bungalow” though there is, in fact, nothing of the “bungalow” about the house, except its modest size; a form of simple compact housing with a lot of living space.

One variant of the semi-bungalow is the cottage type house that incorporates cobblestone or rustic stonework into its design and structure, sometimes for the chimney, or the chimney and porch, or for the entire first story. Bungalow-style houses with cobblestone porches were popularized in the catalogs and magazines. Three different models using cobblestone were illustrated in *Bennett's Small House Catalog* of 1920. In the Westcott neighborhood cobblestones are used for rustic effect in a small number of Craftsman-influenced bungalows and cottage-type houses. Examples include 105 Kensington Road, 213 Westminster Place, 110 Kensington Place, and 1920 East Genesee Street.

Ward Wellington Ward and Notable Architects

Ward Wellington Ward designed many houses throughout the Westcott-University District and in these adjacent developments. Ward moved to Syracuse in 1908, and his more refined English-influenced architecture dominated local Arts & Crafts residential design through the 1920s. Ward, who was born in Chicago of English parents and grew up in Detroit, studied architecture at MIT in the 1890s when he met his future wife, Syracuse native Maude Moyer. After working in New York City for several years, Ward came to Syracuse and he immediately found

⁶¹ Advertisement for C. S. Congdon, 530 and 536 University Bock, *The Post-Standard* (September 17, 1910).

Westcott-University Neighborhood Historic District DRAFT

Onondaga County, NY

Name of Property

County and State

work through Maude's father, the owner of the Moyer Automobile Works. Between 1908, when he arrived in Syracuse as a practicing architect at the age of 33, and 1914, Ward had worked for more than ninety clients, designing houses in many of the new residential neighborhoods in the city including University Heights, the Westminster Tract, Berkeley Park, and Scottholm. Many of these early houses were modest in scale and were intended for members of Syracuse's growing professional middle class, and especially younger couples. After 1914 Ward's commissions were generally larger and more ambitious and included many of his larger and more decorative houses.

Cleota Reed, an expert on Ward, wrote “Ward and other Arts & Crafts architects were able to explore a wide range of eclectic and picturesque ideas and images.” His houses are of the English cottage type made popular by English Arts & Crafts architects like Norman Shaw, Philip Webb, C. F. A. Voysey, and others. He “sought to delight the eye and develop mood by careful attention to craftsmanship, and attention he extended to the design of the smallest details of every house.”⁶²

Ward’s earliest work is modest in scale and more in keeping with the Stickley ideal. Some early works, such as the Tuck House at 125 Concord Pace, adapt popular Colonial Revival styles, but from 1910 to the early 1920s Ward perfected a style that combined the modest scale, relaxed plan, connections to the outdoors, natural materials, and hand craftsmanship, championed by the Craftsman Movement. These houses probably were not too much more expensive than many of the more formulaic houses built nearby. However, three Tudor-influenced houses on East Genesee Street are larger and more opulent in detail.⁶³ In these houses Ward adjusted the common (and affordable) technologies and elements by changing their arrangements, mixing materials and colors, and adding telling detail. More attention was lavished on the interiors where exposed timber ceilings, tiled fireplaces, and other craft details were very evident – especially in the entry halls and stairways, and the living and dining rooms. In the 1920s, however, Ward often turned to English Tudor sources – perhaps to satisfy his affluent clientele. These later houses are often large and combine Tudor Revival and Arts & Crafts elements. In the Westcott-University district examples are at 819 Comstock Avenue, 827 Lancaster Avenue, and 116 Dorset Road.

⁶² Reed, Cleota. *Ward Wellington Ward, Architect: List of Works*, 3rd ed. (Syracuse, NY: Arts & Crafts Society of Central New York, 2002).

⁶³Samuel Gruber “The Beautiful Ward Wellington Ward Arts & Crafts Houses at East Genesee and Allen Streets,” *My Central New York* (March 5, 2016), online at: <http://mycentralnewyork.blogspot.com/2016/03/ward-wellington-ward-arts-crafts-houses.html>

Westcott-University Neighborhood Historic District DRAFT

Onondaga County, NY

Name of Property

County and State

Surrounding Ward Wellington Ward and Gustave Stickley and their distinct approaches to architecture were many other designers, architects, builders, craftsmen, and decorators. Local architects, such as Alfred Taylor and Lamont Warner, also lived in the district and built Craftsman-influenced houses for themselves; Taylor at 422 Euclid Avenue,⁶⁴ Warner at 125 Concord Place, and Congdon at 310 Clarendon. Clarence Congdon, for example, continued Stickley Craftsman ideals in a series of simple homes built around 1910, including his own house at 301 Clarendon Street. Congdon soon turned to real estate development and was a major participant in the Berkeley Park and Scottholm garden suburbs, both adjacent to the Westcott-University Neighborhood Historic District, and both designated National Register historic Districts.

Multi-family Homes

The earliest blocks were built with only single-family houses, but in the 1890s, builders made occasional attempts to combine traditional houses into a new form of multi-unit residential building. The few examples in the district are double-wide houses, similar in appearance to the type of single houses built nearby, and each house was built with two apartments for each half. One of these buildings is at 520-526 Columbus Avenue and another is located nearby at 315-317 Greenwood Place. These were early experiments with multiple-family dwellings built to the scale of single-family houses in the neighborhood. Following World War II, they were superseded by larger apartment buildings which replaced many estates and large houses on East Genesee Street. The newer buildings are mostly low-scale unadorned brick boxes.

The trend for purpose-built two-family houses emerged on selected blocks in the district shortly after 1900 and accelerated into the 1910s and 1920s. Twin houses mostly consisted of nearly identical apartments, one set above the other. Occasionally, two-family houses consist of side-by-side connected units. It appears that developers frequently built multiple near-identical two-family buildings on adjacent lots, or in concentrated areas. Near-twin houses can be seen at 685-687 and 689 Allen Street. A good example of this is the continuous row of substantial two-family units in the 200 block of Fellows Avenue, or those in the 700 block of Allen Street. Sometimes these are called trolley-houses since residents depended on streetcars for transport to work. Some two-family houses did, however, have garages, as can be seen at 689 Allen Street, where the modest two-car garage on the rear of the lot still has its original doors. Today, these houses still provide comfortable living in spacious airy apartments.

⁶⁴ Taylor's house and garden are described in detail by architectural writer Louise Shrimpton, who also worked for Stickley for a time. See Louise Shrimpton, "The \$5,500 Home of an Architect," *House and Garden* (March 1910), 90-92. Originally the house was number 408 Euclid Avenue but street numbers changed around 1909 and it is now 422. The families of Taylor and Clinton Herrick at 608 Ackerman Avenue exchanged houses in 1918 or 1919. It is likely that Taylor also designed the Herrick home.

Westcott-University Neighborhood Historic District DRAFT

Onondaga County, NY

Name of Property

County and State

These buildings of apartments or "flats" are easily recognizable. They mostly have two doorways, and almost always have a double level of a generous front porch. The placement of windows, indicating the spaces within, are nearly identical on bottom and top floors. These apartments are markedly different from those made by cutting up a pre-existing single-family residence, even when that house was overly large, and perhaps with multiple entrances for owners, servants, and for deliveries. These apartment houses were complemented by a more integrated and rectangular apartment block-type, usually of 4-8 apartments, and almost always built on a corner lot. These new buildings began to appear around 1910, and were distinctly different in appearance than many of the single-family and two-family houses nearby. Examples can be seen on Westcott Street corners at Avondale, Clarendon, Victoria; and at 737 Lancaster Avenue (corner of Redfield) and elsewhere.

Conclusion

The Westcott-University Neighborhood Historic District is an excellent example of suburban development in the early 20th century when individual developers with private funds and entrepreneurial acumen took advantage of the rapidly expanding urban population and new opportunities afforded by technological developments. In transportation, the streetcar allowed quick and easy access to downtown places of work, while the technological innovations in housing construction and widespread improvements of indoor plumbing, heating, and electric lighting made new housing especially desirable. New forms of financing allowed home ownership and quality rental to a larger middle- and working-class population.

This was the period when the first large residential neighborhoods were being planned and built outside the historic urban core. They were called "suburban," but unlike later post-World War II suburbanization, these new neighborhoods were within the city limits. In Syracuse, as in many other American cities, this development was facilitated by the expansion of the streetcar system, but later adapted easily to the popularity of the automobile, and then in mid-century to the replacement of the streetcar with the bus. The development of the Westcott-University Neighborhood has proved to be successful and long-lasting. For more than a century it has been – and it remains - a vibrant residential area for a diverse community.

Most of the Westcott-University district was intended from the start to be residential, but inevitably a small but significant selection of commercial and public buildings were erected to serve the growing residential neighborhood. The Westcott Street commercial strip developed in the 1920s. Though not fully anticipated when

Westcott-University Neighborhood Historic District DRAFT

Onondaga County, NY

Name of Property

County and State

development began, the commercial district has been a defining element of the neighborhood for a century. Its development and evolution are typical of the transformation of neighborhoods and the development of commercial satellite areas surrounding the main central core. Fortunately, on Westcott Street, the disposition of the commercial district into small retail space providing a variety of business has been mostly retained. Post-World War II, Westcott Street was spared the demolition common to many similar urban retail zones. It remains the urban spine of the neighborhood.

The architecture of the Westcott-University Neighborhood Historic District provides a textbook of American urban residential styles of the late nineteenth and early to mid-twentieth centuries, with a much wider range of types and styles reflective of the financial means of different urban classes than one finds in the more exclusive nearby contemporary garden suburbs. Walking the blocks of the Westcott-University Historic District is a lesson of diversity in conformity. With basic parameters of size, construction, and setbacks, there is a seemingly endless variety of house details. Some forms repeat themselves with regularity, revealing the underlying economics of the streetcar suburb development. Other houses are unique, demonstrating the innovative and creative spirit of many new homeowners and builders in the early twentieth century.

Westcott-University Neighborhood Historic District DRAFT

Onondaga County, NY

Name of Property

County and State



Figure 1: District boundary map overlay on 1924 Hopkins Atlas Map.

Westcott-University Neighborhood Historic District DRAFT

Onondaga County, NY

Name of Property

County and State



Figure 2: Westcott-University area in 1874 map showing new University campus (left) and Westcott Driving Park (right) at intersection of South Beech and Westcott Streets.

Westcott-University Neighborhood Historic District DRAFT

Onondaga County, NY

Name of Property

County and State



Figure 3: Excerpt from H. Wadsworth Clarke, "Map of the City of Syracuse," 1877. Published by Andrew Boyd for the Syracuse City Directory, 1873.

Westcott-University Neighborhood Historic District DRAFT

Onondaga County, NY

Name of Property

County and State



Figure 4: 1892 Vose Map of Syracuse showing early development at intersection of South Beech and Westcott Streets.

Westcott-University Neighborhood Historic District DRAFT

Onondaga County, NY

Name of Property

County and State

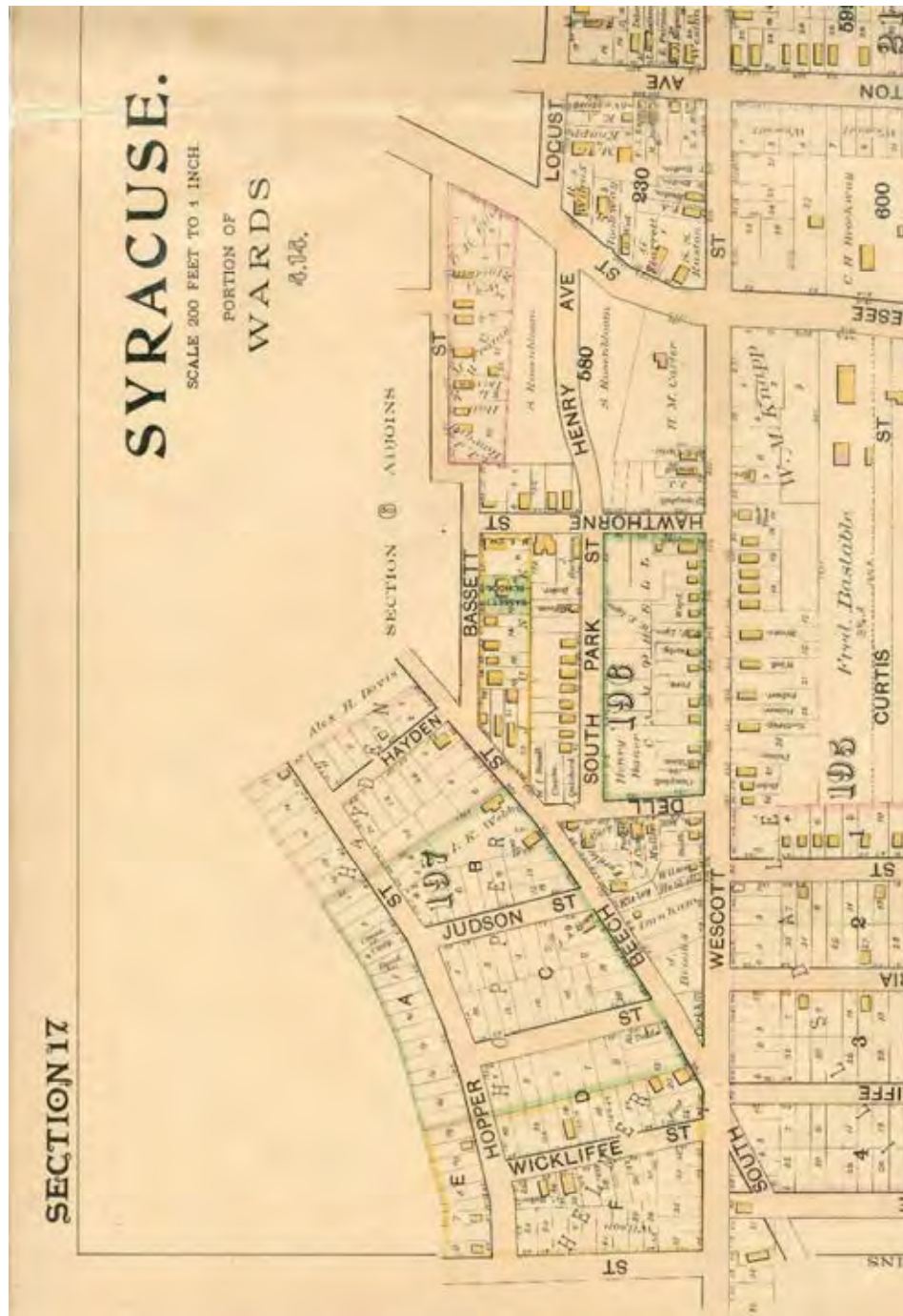


Figure 5: 1892 Vose Map of Syracuse showing early development of Bassett, South Beech and Westcott Streets, and South Park Street and Henry Avenue, that would be renamed Columbus Avenue.

Westcott-University Neighborhood Historic District DRAFT

Onondaga County, NY

Name of Property

County and State

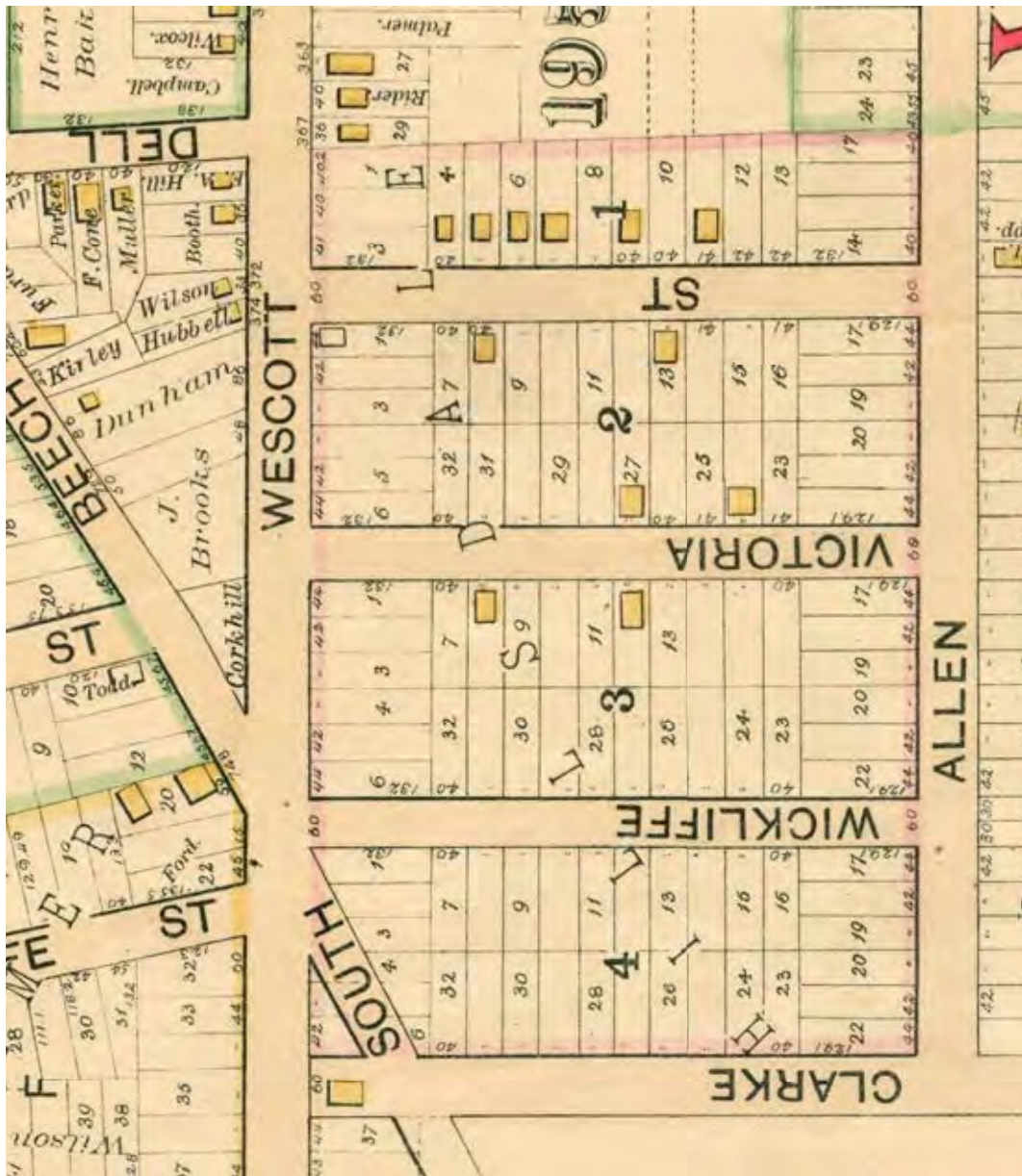


Figure 6: Detail of 1892 Vose Map of Syracuse showing still undeveloped Hillsdale development, Wickliffe Street would be renamed as Concord Place and redesigned with a green median.

Westcott-University Neighborhood Historic District DRAFT

Onondaga County, NY

Name of Property

County and State

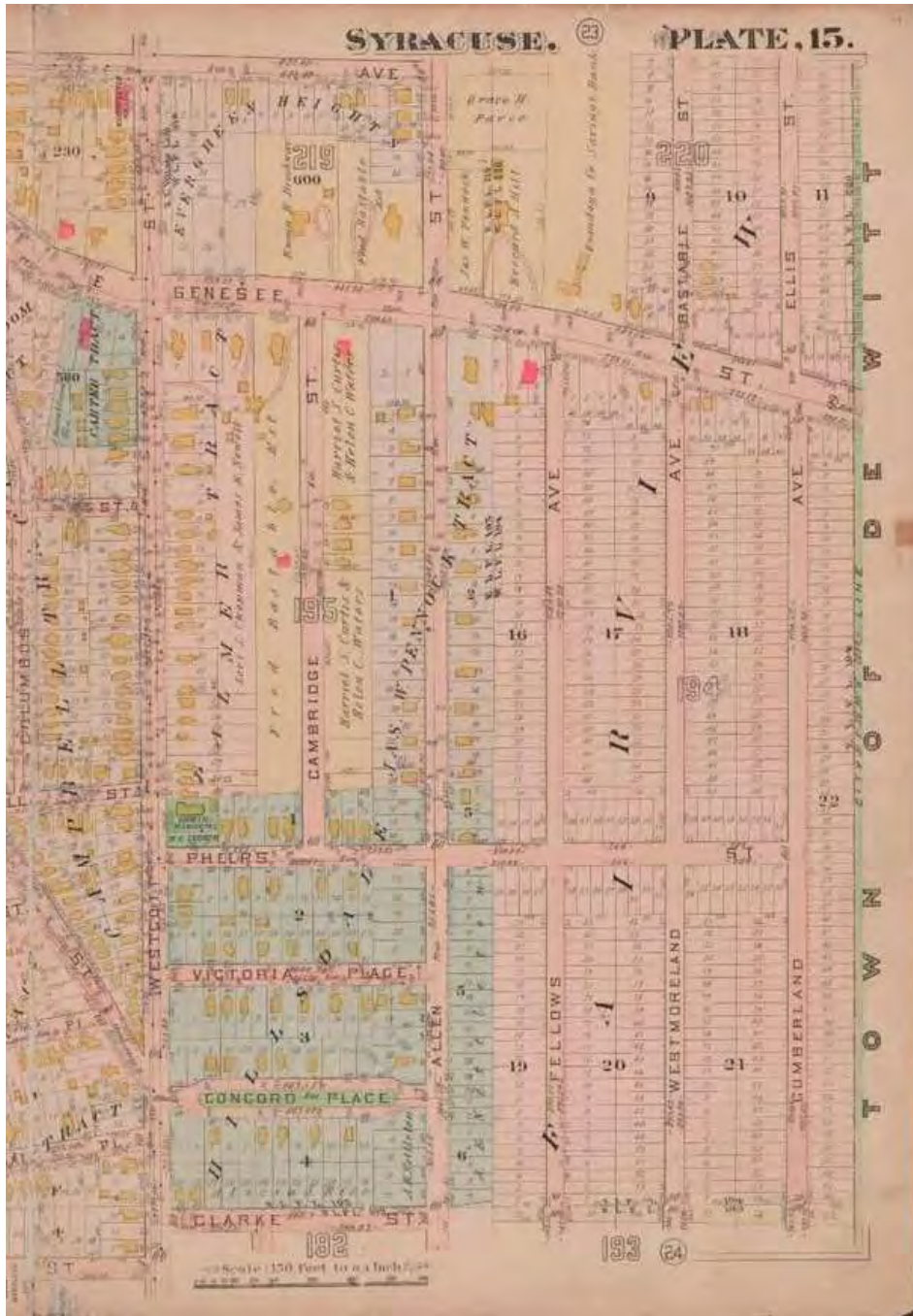


Figure 7: 1908 Hopkins Map of Syracuse showing Northeast part of district.

Westcott-University Neighborhood Historic District DRAFT

Onondaga County, NY

Name of Property

County and State



Figure 8: 1908 Hopkins Map of Syracuse showing Northwest part of district.

Westcott-University Neighborhood Historic District DRAFT

Onondaga County, NY

Name of Property

County and State

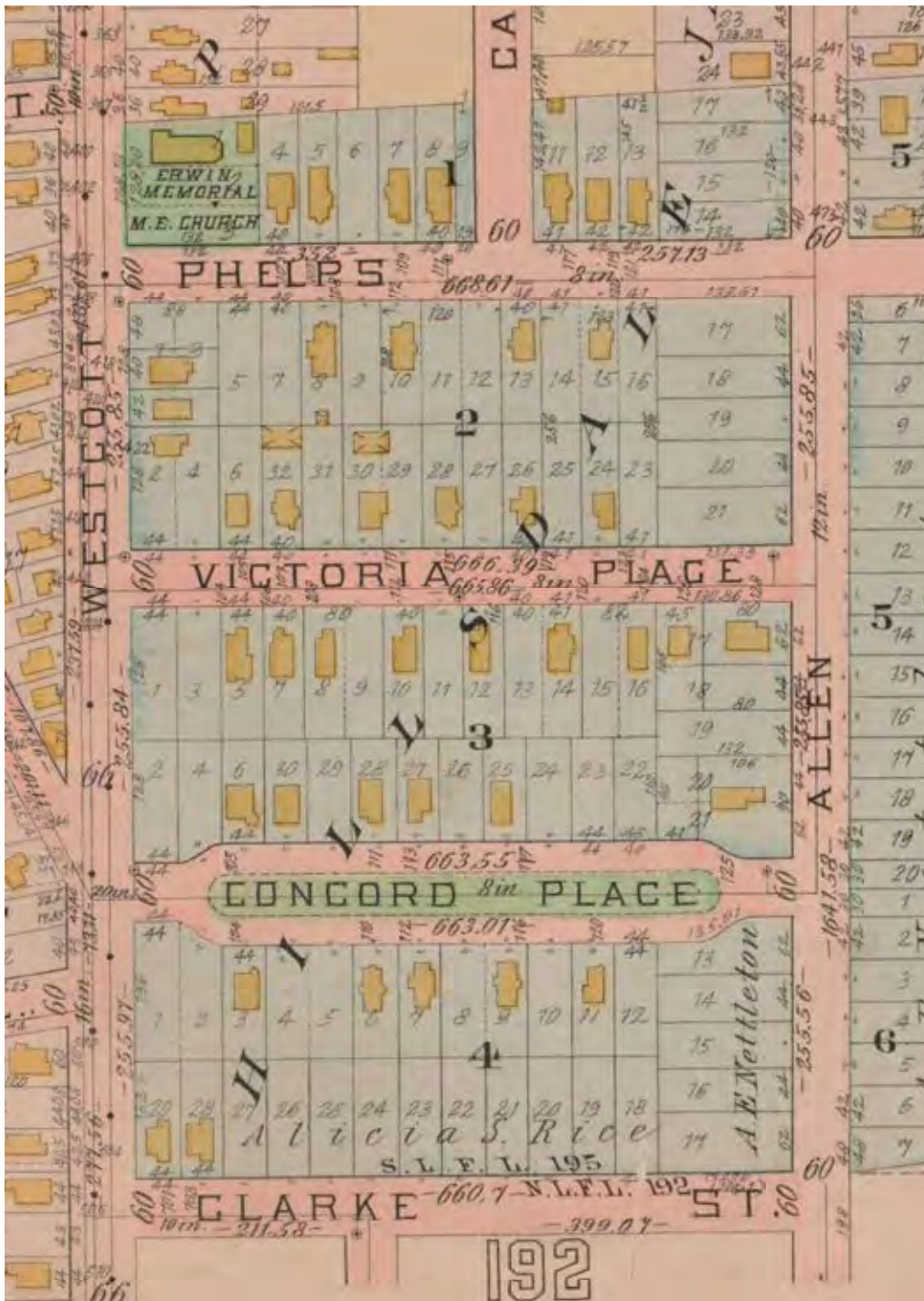


Figure 9: 1908 Hopkins Map of Syracuse showing Hillsdale Tract after the first phase of development.

Westcott-University Neighborhood Historic District DRAFT

Onondaga County, NY

Name of Property

County and State



Figure 10: Excerpt from 1924 Hopkins Map of Syracuse, showing development in southern section of Westcott neighborhood

Westcott-University Neighborhood Historic District DRAFT

Onondaga County, NY

Name of Property

County and State

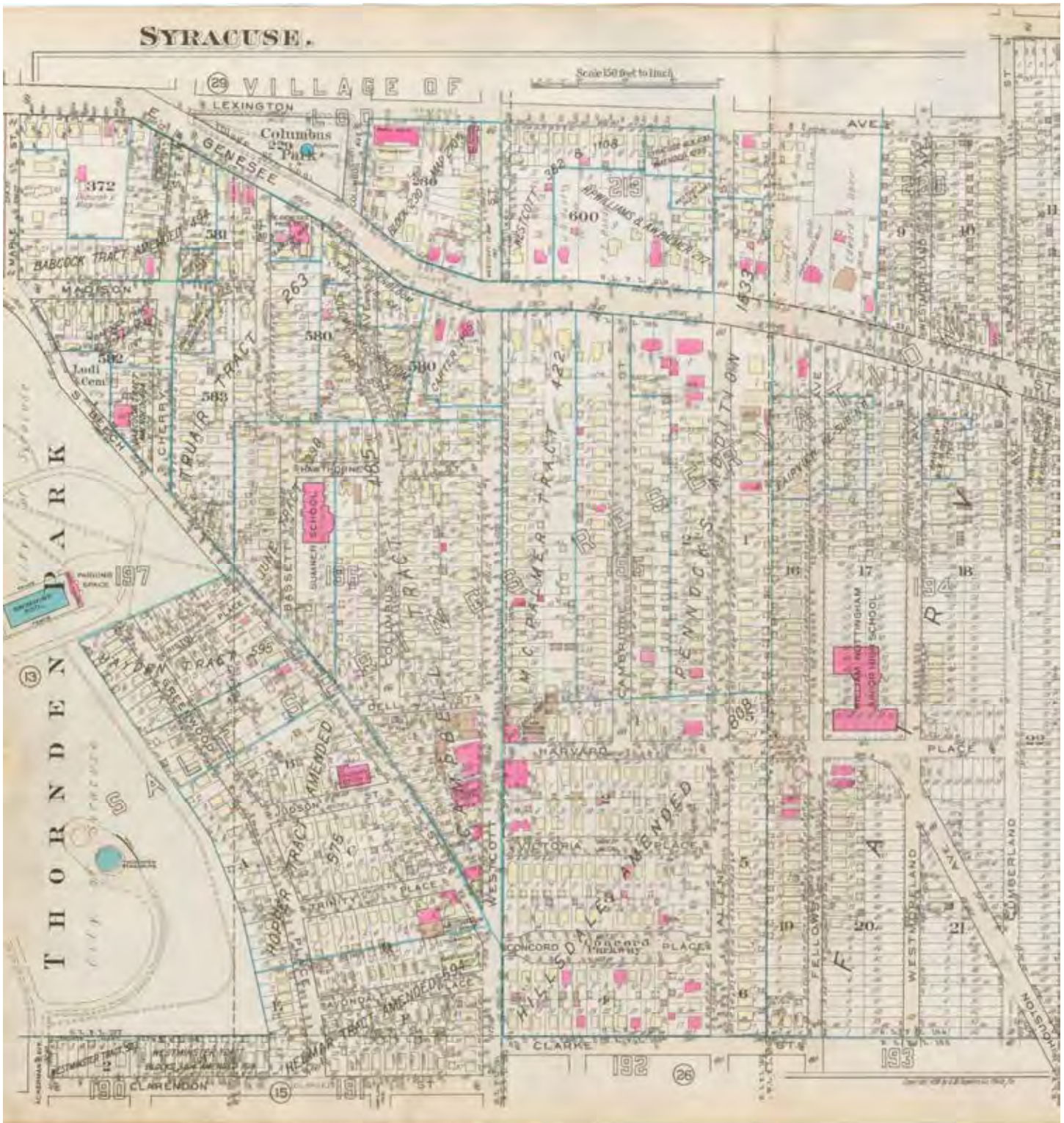


Figure 11: Excerpt from 1938 Hopkins Map of Syracuse showing central and northern sections of Westcott neighborhood.

Westcott-University Neighborhood Historic District DRAFT

Onondaga County, NY

Name of Property

County and State

9. Major Bibliographical References

Bibliography (Cite the books, articles, and other sources used in preparing this form.)

Architecture worth saving in Onondaga County, Syracuse University: School of Architecture. Syracuse: Syracuse University Press, ca. 1964.

Carter, Cynthia Carrington. "The Louis and Celia Skoler Residence, National Register of Historic Places Nomination." National Park Service, Department of the Interior: Washington, 2009.

Clarke, H. Wadsworth. "City of Syracuse and Village of Geddes," 1874. Reproduced by Willian Hecht, 2004.

Gruber, Samuel D. "Italianate Style Houses on Syracuse's Eastside," *My Central New York* (August 24, 2023), online at: <http://mycentralnewyork.blogspot.com/2013/08/italianate-style-houses-on-syracuses.html>.

Gruber, Samuel D. "Meadowbrook Modernism, a Closer Look," *My Central New York*, November 17, 2011, <https://mycentralnewyork.blogspot.com/2011/11/meadowbrook-modernism-closer-look.html>.

Gruber, Samuel D. "Multi-Family Houses: Toward a History," *My Central New York*, October 7, 2012, <http://mycentralnewyork.blogspot.com/2012/10/multi-family-houses-toward-history.html>.

Gruber, Samuel D. "Queen Anne (and Stick Style) Survivors on Syracuse's East Side," *My Central New York* November 20, 2013, <http://mycentralnewyork.blogspot.com/2013/11/queen-anne-survivors-on-syracuses-east.html>.

Gruber, Samuel D. "Recycling T. Aaron Levy Middle School / Central Tech," *My Central New York*, November 20, 2011, <http://mycentralnewyork.blogspot.com/2011/11/recycling-t-aaron-levy-middle-school.html>.

Gruber, Samuel D. "Time to Act: The Gustav Stickley House on Columbus Avenue is Rotting Away," *My Central New York*, March 4, 2012, <http://mycentralnewyork.blogspot.com/2012/03/time-to-act-gustav->

Westcott-University Neighborhood Historic District DRAFT

Onondaga County, NY

Name of Property

County and State

stickley-house-on.html.

Gruber, Samuel D., 2014. "Syracuse Architect: Justus Moak Scrafford (1878-1947)," *My Central New York*, May 13, 2014, <https://mycentralnewyork.blogspot.com/2014/05/syracuse-architect-justus-moak.html>.

Gruber, Samuel D., "The Beautiful Ward Wellington Ward Arts & Crafts Houses at East Genesee and Allen Street," *My Central New York*, March 5, 2016, <http://mycentralnewyork.blogspot.com/2016/03/ward-wellington-ward-arts-crafts-houses>.

Harvey, Bruce G. and Samuel D. Gruber, *City of Syracuse Historic Resources Survey: Washington Square Neighborhood*, prepared for the City of Syracuse, NY, September 2013.

Harvey, Bruce G. and Samuel D. Gruber, "Urban Renewal-Era Architectural and Engineering Resources in Syracuse, NY, 1945, 1975," Multiple Property Documentation Form, October 2016.

Harwood, John F. "Walnut Park Historic District," National Register of Historic Places Inventory-Nomination Form, National Park Service, Department of the Interior: Washington, August 11, 1983.

National Trust for Historic Preservation, "Getting to Know Your Early 19th-Century Neighborhood: Conserve Neighborhoods Special Issue," 1982.

Reed, Cleota. *Ward Wellington Ward, Architect: List of Works*, 3rd ed. Syracuse, NY: Arts & Crafts Society of Central New York, 2002.

Rudolph, B.G. *From a Minyan to a Community: A History of the Jews of Syracuse*, Syracuse: Syracuse University Press, 1970.

Silberzahn, Karl. Edward Smith K-8 School, draft National Register of Historic Places nomination, 2012.

Stubblebine, Ray, *Stickley's Craftsman Homes: plans, Drawings, Photographs*, Salt Lake City: Gibbs Smith, 2006.

Westcott-University Neighborhood Historic District DRAFT

Onondaga County, NY

Name of Property

County and State

Previous documentation on file (NPS):

- preliminary determination of individual listing (36 CFR 67 has been requested)
- previously listed in the National Register
- previously determined eligible by the National Register
- designated a National Historic Landmark
- recorded by Historic American Buildings Survey # _____
- recorded by Historic American Engineering Record # _____
- recorded by Historic American Landscape Survey # _____

Primary location of additional data:

- State Historic Preservation Office
- Other State agency
- Federal agency
- Local government
- University
- Other
- Name of repository: _____

Historic Resources Survey Number (if assigned):

10. Geographical Data

Acreage of Property 394.29 acres

(Do not include previously listed resource acreage.)

Latitude/Longitude Coordinates

Datum if other than WGS84: _____
(enter coordinates to 6 decimal places)

- | | |
|------------------------|-----------------------|
| 1. Latitude: 43.045813 | Longitude: -76.125402 |
| 2. Latitude: 43.044528 | Longitude: 76.112797 |
| 3. Latitude: 43.032416 | Longitude: -76.112880 |
| 4. Latitude: 43.028866 | Longitude: -76.124892 |
| 5. Latitude: 43.034066 | Longitude: -76.129448 |
| 6. Latitude: 43.038778 | Longitude: -76.128283 |

Verbal Boundary Description (Describe the boundaries of the property.)

The northern boundary of the district includes a part of the 400 block and the 1300 and 1400 blocks of Madison Street and the 100 block of Bassett Street. Extending north on Bassett Street, the boundary extends east on East Genesee Street, including the south side of the street to include the 100 block of Cumberland Avenue. The eastern boundary encompasses properties on the 500 and 600 block of Westmoreland Avenue before moving south to include properties on the 800, 900, and 1000 blocks of Westmoreland Avenue.

At Euclid Avenue, the boundary turns east to include the 500 block of Cumberland Avenue between Euclid Avenue and Montana Street. The boundary then continues south on Westmoreland Avenue from Montana Street to Dakota Street. The southern boundary then extends west on Dakota Street from Westmoreland Avenue, then south on Miles Avenue to Kensington Road. The boundary then continues two blocks west on Kensington Road to Westcott Street. It then continues south on Westcott Street to Broad Street, then west on

Westcott-University Neighborhood Historic District DRAFT

Onondaga County, NY

Name of Property

County and State

Broad Street from Westcott Street to Lancaster Avenue. The boundary then turns south and west along the line of the Edward Smith, and then north again to cross Broad Street to extend north along Ackerman Avenue to Stratford Street. The boundary then turns west on Stratford Street to Comstock Avenue, and then north to the 800 block of Comstock Avenue, where it turns east along the north line of 813 Comstock Avenue to Ostrom Place, where it then turns north along the back lot lines of the 800 block of Ostrom Avenue, and then east again to exclude the corner lots of Ostrom Place and Euclid Avenue. The boundary then turns north to include the lot at the southwest corner of Ostrom Avenue and Euclid Avenue.

The boundary continues north on Ostrom Place to the southern boundary of the Mills Rose Garden and Thornden Park, including the east side of the 700 block of Ostrom Avenue. The border then turns east and follows the southern edge of Thornden Park along the rear of the Clarendon Street lots, and then turns north along the eastern edge of the park and at the rear of the Greenwood Place lots. At the north end of Greenwood Place, the boundary continues to follow the boundary of the eastern edge of Thornden Park, behind the lots of Bristol Place to South Beech Street, and then follows South Beech Street to the 1300 block Madison Street.

Boundary Justification (Explain why the boundaries were selected.)

The district boundaries were determined by a study of the contiguous development tracts in what were new residential districts created within the then-boundaries of Syracuse along the eastern and southern streetcar lines on Westcott Street and Euclid Avenue. While street patterns of the tracts themselves create a patchwork of small, gridded enclaves, the architectural development is seamless, and the house types are consistent from one development tract to another. Syracuse University and Thornden Park are the natural western boundaries to the district, but the expansion of the university in physical size since the 1970s has led to the demolition of many period buildings west of the district boundaries. The eastern boundary was the city line during the period of significance. The northern boundary includes blocks that developed because of the Westcott and Euclid streetcar lines. The boundary excludes blocks just further north of Lexington Avenue where earlier development was dependent upon the Erie Canal and the East Genesee Turnpike and where more recent housing units have been built. To the south the boundary excludes those areas that were not built prior to World War II, and thus developed following different patterns of land use and architectural form.

11. Form Prepared By

name/title Samuel D. Gruber/Bruce G. Harvey; Andrew Roblee, Tamara Pilson, and Susan Lynch
organization Gruber Global Heritage, and Preservation Association of Central New York date August 2, 2024
street & number 123 Clarke Street, 930 James Street telephone (315) 762-2850
city or town Syracuse state NY zip code 13210
e-mail samuelgruber@gmail.com; email@pacny.net

Additional Documentation

Submit the following items with the completed form:

- **Maps:** A **USGS map** (7.5 or 15 minute series) indicating the property's location.

A **Sketch map** for historic districts and properties having large acreage or numerous resources. Key all photographs to this map.

Westcott-University Neighborhood Historic District DRAFT

Onondaga County, NY

Name of Property

County and State

- **Continuation Sheets**
- **Additional items:** (Check with the SHPO or FPO for any additional items.)

Photographs:

Submit clear and descriptive photographs. The size of each image must be 1600x1200 pixels at 300 ppi (pixels per inch) or larger. Key all photographs to the sketch map.

Name of Property: Westcott- University Neighborhood Historic District

City or Vicinity: Syracuse

County: Onondaga

State: New York

Photographer: Samuel D. Gruber/Bruce G. Harvey; Andrew Roblee, Tamara Pilson, and Susan Lynch

Date Photographed: Summer 2024

Description of Photograph(s) and number:

- 001: 1300 block Madison Street facing northeast
- 002: 1326 Madison Street facing south
- 003: 407 Cherry Street facing northeast
- 004: 129 Bassett Street facing southeast
- 005: 200 block Bassett Street facing northeast
- 006: 201 Bassett Street facing west
- 007: 400 block Columbus Avenue facing north
- 008: 1900 E. Genesee Street facing east
- 009: 500 block Columbus Avenue facing northeast
- 010: 514 Columbus Avenue facing southwest
- 011: 400 block Westcott Street facing southwest
- 012: 400 block Westcott Street facing northeast
- 013: Babcock Shattuck House, 2004 E. Genesee Street facing southeast
- 014: 100 block Cambridge Street facing southwest
- 015: 200 block Cambridge Street facing northeast
- 016: 400 block Allen Street facing southwest
- 017: Morgan Dunne House, 464 Allen Street facing west
- 018: 600 block Allen Street facing northeast
- 019: 635 Allen Street facing southeast
- 020: 557 Allen Street facing northeast
- 021: 100 block Harvard Place facing southwest
- 022: 100 block Victoria Place facing southwest
- 023: 101-103 Victoria Place facing northwest
- 024: 100 block Concord Place facing southeast
- 025: 100 block Clarke Street facing northeast
- 026: 100 block Cumberland Avenue facing southeast
- 027: 500 block Westmoreland Avenue facing southeast

Westcott-University Neighborhood Historic District DRAFT

Onondaga County, NY

Name of Property

County and State

- 028: 100 block Fellows Avenue facing southwest
- 029: Levy School, 157 Fellows Avenue facing southeast
- 030: 241-43 Fellows Avenue facing east
- 031: 100 block Bristol Place facing southeast
- 032: 112 Greenwood Place facing southwest
- 033: 200 block Greenwood Place facing northwest
- 034: South side of 100 block Judson Street facing southwest
- 035: North side of 100 block Trinity Place facing northeast
- 036: North side of 100 block Avondale Place facing northeast
- 037: 704 South Beech Street facing southwest
- 038: Vinyard Church, 720 Beech Street facing northwest
- 039: 578-80 Westcott Street facing northwest
- 040: Commercial District, 500 block Westcott Street facing southwest
- 041: 524 Westcott Street facing southwest
- 042: 200 block Clarendon Street facing west
- 043: East side of 700 block Ostrom Avenue facing northeast
- 044: East side of 800 block Ostrom Avenue facing northeast
- 045: East side of 800 block Livingston Avenue facing southeast
- 046: East side of 700 block Sumner Avenue facing northeast
- 047: South side of 400 block Euclid Avenue facing southwest
- 048: East side of 700 block Ackerman Avenue facing southeast
- 049: East side of 900 block Ackerman Avenue facing north
- 050: North side of 500 block Clarendon Street facing northwest
- 051: North side of 600 block Euclid Avenue facing northwest
- 052: West side of 800 block Lancaster Avenue facing southwest
- 053: West side of 1000 block Lancaster Avenue facing southwest
- 054: Edward Smith School, 1106 Lancaster Avenue facing southwest
- 055: South side of 400 block Broad Street facing southeast
- 056: East side of 300 block Kensington Road facing east
- 057: East side of 200 block Westminster Avenue facing north
- 058: Westminster Park facing north
- 059: Westminster Park steps facing north
- 060: North side of 700 block Euclid Avenue facing northwest
- 061: Westcott Community Center/Engine House No. 10, 822-26 Euclid Avenue facing southwest
- 062: West side of 800 block Westcott Street facing southwest
- 063: West side of Euclid Terrace facing north
- 064: East side of 200 block Strong Avenue facing southeast
- 065: East side of 1000 block Westcott Street facing northeast
- 066: Erwin Methodist Church, 918 Euclid Avenue facing southwest
- 067: East side of 100 block Roosevelt Avenue facing southeast
- 068: East side of 100 block Miles Avenue facing northeast
- 069: 200 Dakota Street facing southeast
- 070: East side of 600 block Fellows Avenue facing northeast
- 071: Fellows House, 505 Fellows Avenue facing east
- 072: West side of 900 block Westmoreland Avenue facing northwest
- 073: North side of 1100 block Euclid Avenue facing northeast
- 074: 1100 block Euclid Avenue facing west

Westcott-University Neighborhood Historic District DRAFT

Onondaga County, NY

Name of Property

County and State

075: 900 block Westmoreland Avenue facing north
076: Lodi Cemetery facing northeast

Property Owner:

(Complete this item at the request of the SHPO or FPO.)

name _____
street & number _____ telephone _____
city or town _____ state _____ zip code _____

Paperwork Reduction Act Statement: This information is being collected for applications to the National Register of Historic Places to nominate properties for listing or determine eligibility for listing, to list properties, and to amend existing listings. Response to this request is required to obtain a benefit in accordance with the National Historic Preservation Act, as amended (16 U.S.C.460 et seq.).

Estimated Burden Statement: Public reporting burden for this form is estimated to average 18 hours per response including time for reviewing instructions, gathering and maintaining data, and completing and reviewing the form. Direct comments regarding this burden estimate or any aspect of this form to the Office of Planning and Performance Management, U.S. Dept. of the Interior, 1849 C. Street, NW, Washington, DC.

Westcott-University Neighborhood Historic District DRAFT

Onondaga County, NY

Name of Property

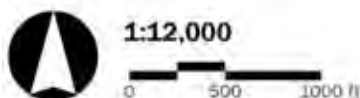
County and State

New area: 394.29 ac

Previously National Register-listed: 1.26 ac



Point	Latitude	Longitude	Point	Latitude	Longitude	Point	Latitude	Longitude
1	43.045813	-76.125402	3	43.032416	-76.112880	5	43.034066	-76.129448
2	43.044528	-76.112797	4	43.028866	-76.124892	6	43.038778	-76.128283



 Nomination Boundary (395.55 ac)



Projection: WGS 1984 UTM Zone 18N

New York State Orthoimagery Year: 2022

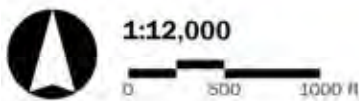
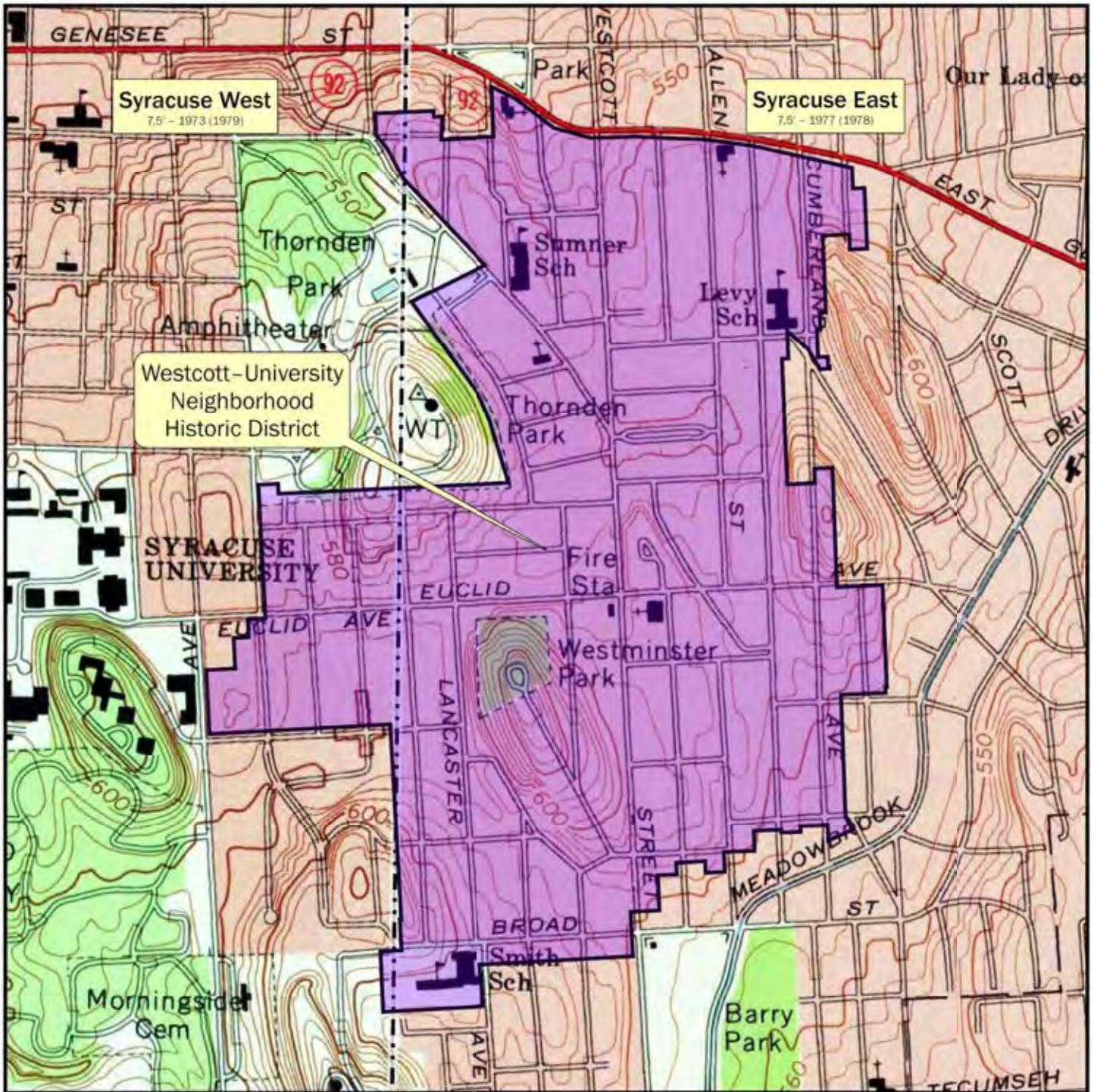
Mapped 11/08/2024 by Matthew W. Shepherd, NYSHPO

Westcott-University Neighborhood Historic District DRAFT

Onondaga County, NY

Name of Property

County and State



 Westcott-University Neighborhood Historic District



Projection: WGS 1984 UTM Zone 18N

Mapped 11/08/2024 by Matthew W. Shepherd, NYSHPO

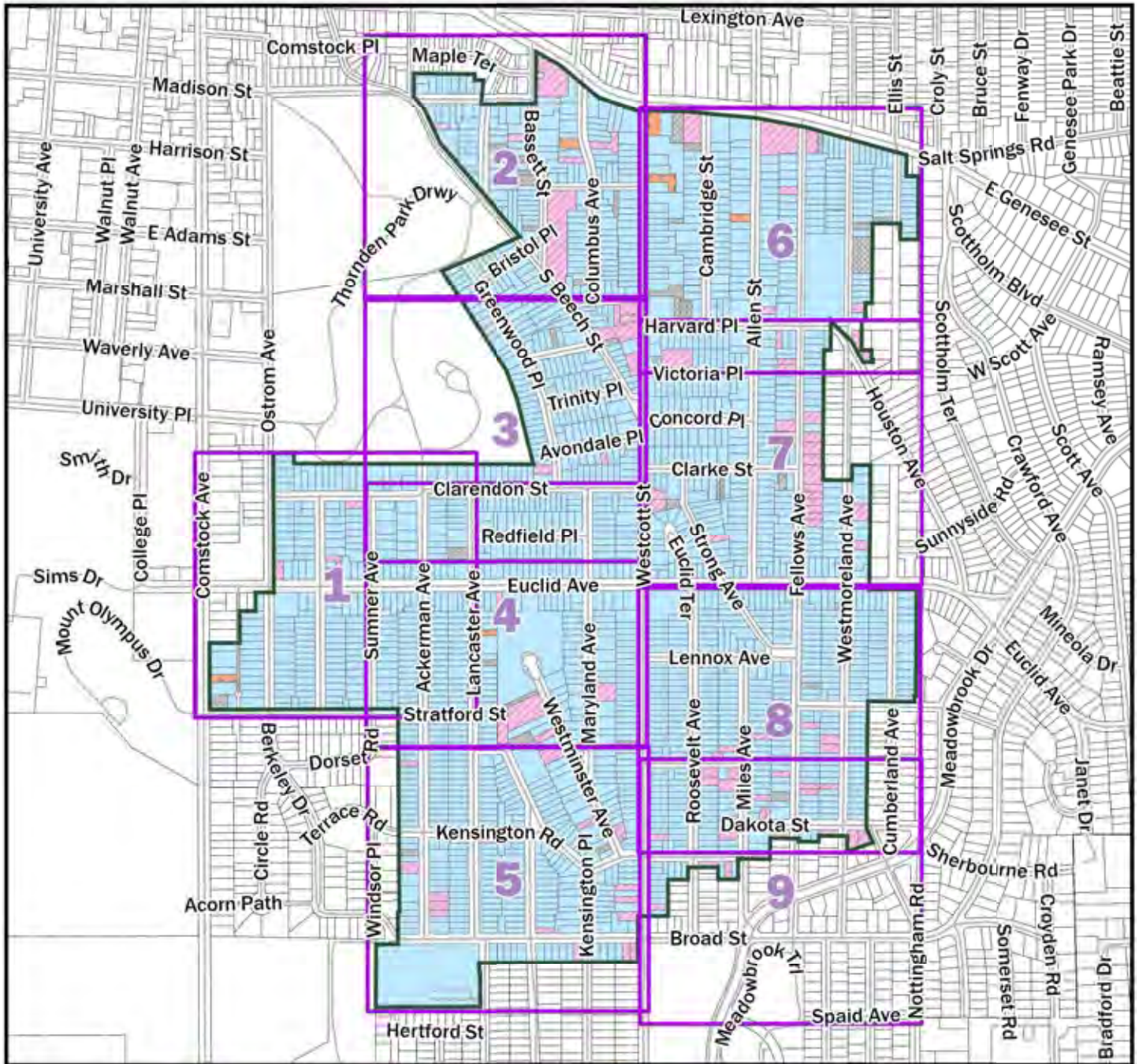
Westcott-University Neighborhood Historic District DRAFT

Onondaga County, NY


Name of Property

County and State

Parcel Status Overview Map
See Resource List for details



Contributing Non-Contributing Previously NR-Listed Vacant



Nomination Boundary



Projection: WGS 1984 UTM Zone 18N

Onondaga County Parcel Year 2023

Mapped 11/08/2024 by Matthew W. Shepherd, NYSHPO

Westcott-University Neighborhood Historic District DRAFT

Onondaga County, NY


Name of Property

County and State

Parcel Status Map 1 of 9
 See Resource List for details



Contributing Non-Contributing Previously NR-Listed Vacant



Nomination Boundary



Projection: WGS 1984 UTM Zone 18N

Onondaga County Parcel Year: 2023

Mapped 11/08/2024 by Matthew W. Shepherd, NYSHPO

Westcott-University Neighborhood Historic District DRAFT

Onondaga County, NY


Name of Property

County and State

Parcel Status Map 2 of 9
 See Resource List for details



Contributing Non-Contributing Previously NR-Listed Vacant



Nomination Boundary



Projection: WGS 1984 UTM Zone 18N

Onondaga County Parcel Year 2023

Mapped 11/08/2024 by Matthew W. Shepherd, NYSHPO

Westcott-University Neighborhood Historic District DRAFT

Onondaga County, NY


Name of Property

County and State

Parcel Status Map 3 of 9
See Resource List for details



Contributing Non-Contributing Vacant



Nomination Boundary



Projection: WGS 1984 UTM Zone 18N

Onondaga County Parcel Year 2023

Mapped 11/08/2024 by Matthew W. Shepherd, NYSHPO

Westcott-University Neighborhood Historic District DRAFT

Onondaga County, NY


Name of Property

County and State

Parcel Status Map 4 of 9
 See Resource List for details



Contributing Non-Contributing Previously NR-Listed Vacant



Nomination Boundary



Projection: WGS 1984 UTM Zone 18N

Onondaga County Parcel Year 2023

Mapped 11/08/2024 by Matthew W. Shepherd, NYSHPO

Westcott-University Neighborhood Historic District DRAFT

Onondaga County, NY


Name of Property

County and State

Parcel Status Map 5 of 9
 See Resource List for details



Contributing Non-Contributing Vacant



Nomination Boundary



Projection: WGS 1984 UTM Zone 18N

Onondaga County Parcel Year 2023

Mapped 11/08/2024 by Matthew W. Shepherd, NYSHPO

Westcott-University Neighborhood Historic District DRAFT

Onondaga County, NY


Name of Property

County and State

Parcel Status Map 6 of 9
See Resource List for details



Contributing Non-Contributing Previously NR-Listed Vacant



Nomination Boundary



Projection: WGS 1984 UTM Zone 18N

Onondaga County Parcel Year 2023

Mapped 11/08/2024 by Matthew W. Shepherd, NYSHPO

Westcott-University Neighborhood Historic District DRAFT

Onondaga County, NY

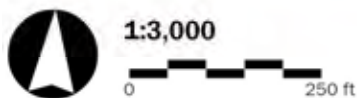
Name of Property

County and State

Parcel Status Map 7 of 9
 See Resource List for details



Contributing Non-Contributing Vacant



Nomination Boundary



Projection: WGS 1984 UTM Zone 18N

Onondaga County Parcel Year 2023

Mapped 11/08/2024 by Matthew W. Shepherd, NYSHPO

Westcott-University Neighborhood Historic District DRAFT

Onondaga County, NY

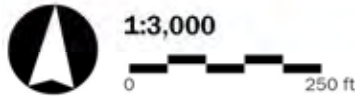
Name of Property

County and State

Parcel Status Map 8 of 9
 See Resource List for details



Contributing Non-Contributing Vacant



Nomination Boundary



Projection: WGS 1984 UTM Zone 18N

Onondaga County Parcel Year 2023

Mapped 11/08/2024 by Matthew W. Shepherd, NYSHPO

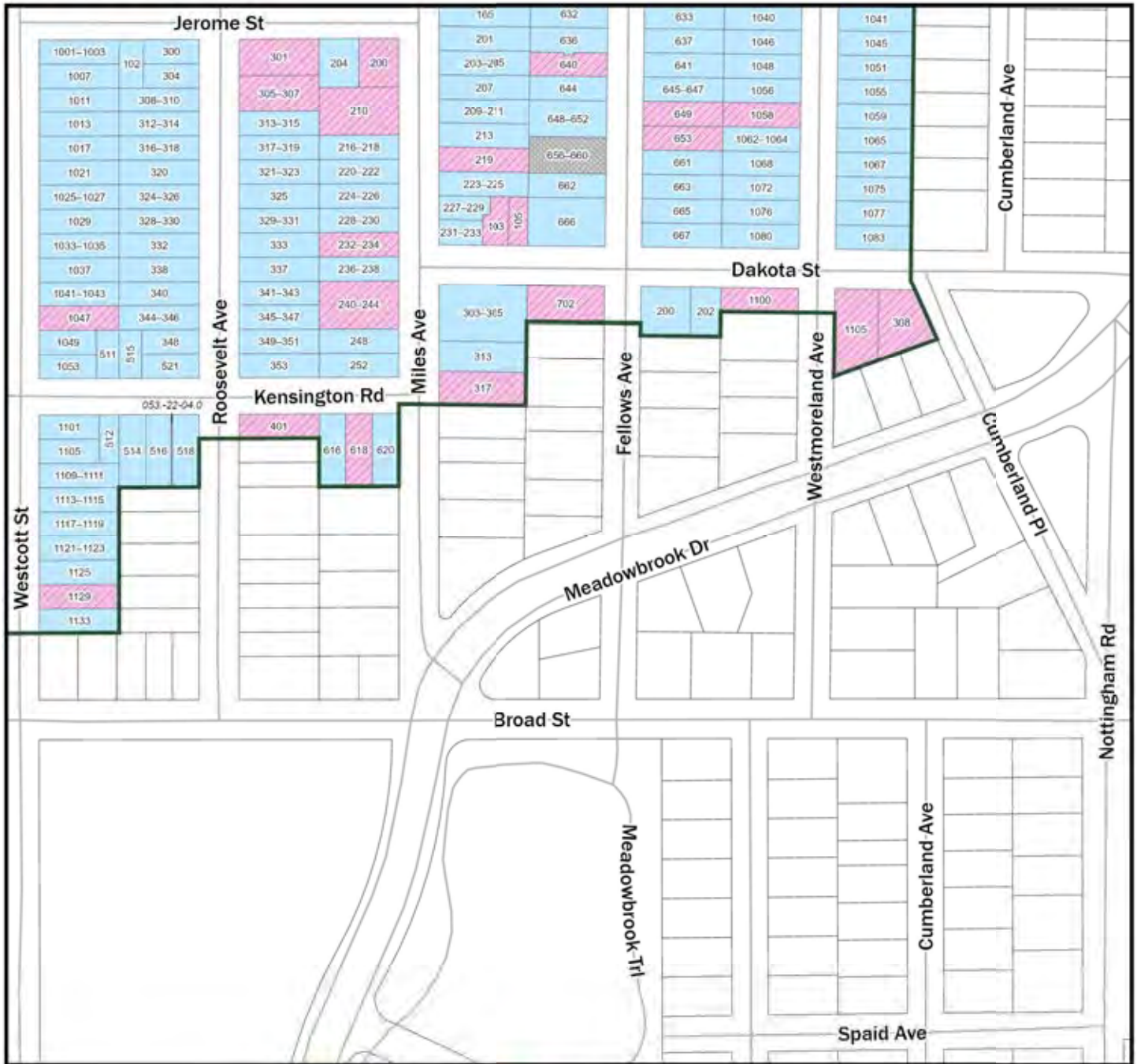
Westcott-University Neighborhood Historic District DRAFT

Onondaga County, NY


Name of Property

County and State

Parcel Status Map 9 of 9
 See Resource List for details



Contributing Non-Contributing Vacant



Nomination Boundary



Projection: WGS 1984 UTM Zone 18N

Onondaga County Parcel Year 2023

Mapped 11/08/2024 by Matthew W. Shepherd, NYSHPO

Address	Date of Construction	Status	Description
608 Ackerman Ave	ca. 1912	2 Contributing	Clinton Herrick-Alfred Taylor House: A 2-story single-family Arts & Crafts version of a traditional American Foursquare residence, with a low hipped roof and wide overhanging eaves. A chamfered bay projects from the first story of the east over the garage, with a rectangular window to the south (left). Two rectangular windows are above on the east façade second story.
705-07 Ackerman Ave	1915	2 Contributing	A 2.5-story frame two-family Colonial Revival style residence, with side gable roof and three-bay west façade. The lot slopes steeply upward to the north with a north side driveway and two-car hipped roof garage at the northeast corner of the lot.
709 Ackerman Ave	1915	1 Contributing	A 2.5-story frame front-gable, residence in the Dutch Colonial Revival style, with a gambrel roof with long second-story shed dormers extending along north and south roofs and single smaller shed dormers on each side at the attic level. The house is built on cast block foundations, with cedar shingle siding. The main entrance is through a door flanked with rectangular sidelights at the north end of the first story.
712 Ackerman Ave	1915	1 Contributing	A 1.5-story side gable front entrance single family residence that has a central entrance door flanked by sidelights and two rectangular windows, one each to a side bay. The lot slopes steeply upwards to the northwest, and the house perches high above street level. A path from the Ackerman Avenue sidewalk climbs to the house from the northeast corner of the lot.
713-15 Ackerman Ave	1910	1 Contributing	A 2.5-story frame side gable, front entrance, two-family residence built on cast block foundations. Aluminum siding covers or replaces original clapboard or shingle, and original windows have been replaced. A full-width 1-story open porch spans the entire first story of the façade, supported by five square wooden piers.
717-19 Ackerman Ave	1910	1 Contributing	A 2.5-story frame two-family residence on a lot that slopes up steeply to the north. Built on cast block foundations with clapboard siding on the first story and cedar shingle siding on the second story and dormers. Hipped roof with hipped roof dormers on north, west, and south roof sections.
722 Ackerman Ave	1915	1 Contributing	Dr. Henry and Evelyn T. Washington House: A 2.5-story frame residence, surmounted by a side gable roof in a reverse saltbox form, with the front roof longer than the rear. Plaster siding is on the first story, and shingle siding is on the second story and shed gable. The lot slopes sharply upward to the north, and the porch is reached from the south by a series of steps, with sidewalls of fieldstone.
723 Ackerman Ave	1915	1 Contributing	Melville Clarke House: A 2.5-story frame residence on a double lot, surmounted by a side gable roof in a saltbox form, with the rear roof longer than the front. The rear roof extends beyond the east wall to form a full-width 1-story porch supported by fluted Doric columns and contains a wide shed dormer looking east. The residence has brick foundations and clapboard siding, and the lot rises steeply upward to the north.
728 Ackerman Ave	1915	2 Contributing	A 2-story frame two-family residence with a hipped roof, cast block foundation, and vinyl siding that covers or replaces original clapboard or shingle siding. A half-width open porch with a hipped roof supported by four Tuscan Doric columns fills the southeast corner space. A south side driveway leads to a two-car hipped roof frame garage.
729 Ackerman Ave	1915	1 Contributing	A 2.5-story frame residence, surmounted by a side gable roof in a reverse saltbox form, with the front roof longer than the rear. Built on cast block foundations, with painted cedar shingle siding on the first and second stories and shed gable and vinyl siding on the parapet wall of the second story porch. A main entrance is a double wood and glass door on the first story that is accessed directly from the porch, set slightly off-center from the exterior steps.
733-35 Ackerman Ave	1912	2 Contributing	A 2.5-story frame two-family residence with a mixed hipped and gable roof featuring overhanging eaves and hipped roof dormers on the north and south roof segments. Built on a dressed stone foundation and has narrow clapboard siding. The lot slopes slightly to the northeast so that the house is set above street level, except on the south side, where a side driveway at street level exposes a high foundation and leads to a two-car hipped roof garage at the lot's southeast corner.
736 Ackerman Ave	1920	2 Contributing	A 2.5-story frame side-entrance residence surmounted by a side-gable, steeply pitched gambrel roof. Built on smooth cast block foundation and sided with painted cedar shingles. A north side driveway leads to two-car side gable garage.
737-39 Ackerman Ave	1920	1 Contributing	A 2.5-story frame two-family residence with an elongated mixed hipped and gable roof featuring overhanging eaves and hipped roof dormers on the north, west, and south roof segments. Built on a dressed stone or cast block foundation, which is parged. Vinyl siding covers or replaces original clapboard or shingle siding. There is a no driveway or garage.

Address	Date of Construction	Status	Description
741-43 Ackerman Ave	1912	1 Contributing	A 2.5-story frame two-family residence with a cross-gable roof. Built on a cast block foundation and covered with clapboard siding on the first story and cedar shingle siding on the second story. The lot rises gently to the northeast, and there is no driveway.
808 Ackerman Ave	1915	1 Contributing	A 2.5-story frame multi-family residence with clapboard siding beneath a side gable roof featuring boxed eaves at the gable ends and a cross gable extension to the rear. The three-bay east façade facing the street has two single doors on the south side and a double window with six-over-one panes on the north. The lot is level, with a driveway on the north and no garage.
811 Ackerman Ave	1905	2 Contributing	A 2-story frame single-family residence with vinyl siding beneath a front gable roof with overhanging eaves supported by a single diagonal bracket at both ends of the front. The west façade facing the street is asymmetrical with three bays, including an off-center single entrance in an enclosed vestibule, flanked on each side by double windows with modern six-over-one panes. The house rests on a cast stone foundation on a level lot, and a driveway on the south leads to a contributing 1-story garage.
814-16 Ackerman Ave	1905	1 Contributing	A 2-story frame multi-family residence with clapboard siding beneath a front gable roof with full-width covered porches on both stories. Fenestration features double-hung windows with Queen Anne-style top sashes, tripartite windows repeated on each story with twelve-over-one flanked by narrow six-over-one, double-hung windows. The second story porch roof is supported by open lattice wood piers, and the front gable features four Queen Anne-style windows. A driveway along the north side leads to a parking lot at the rear.
815-17 Ackerman Ave	1915	1 Contributing	A 2.5-story frame multi-family residence with clapboard siding beneath a side gable roof with wide overhanging eaves. The asymmetrical three-bay west façade facing the street has two single entrances on the south side and a tripartite window on the north with a one-over-one window in the center and 4/1 panes on the sides. The house rests on a brick foundation. The lot is level, with a driveway to the north and no garage.
818-20 Ackerman Ave	1915	1 Contributing	A 2.5-story frame multi-family residence clad in shingle siding beneath a side gable roof with overhanging eaves and a cross-gable extension to the rear. The façade is protected by a full-width 1-story porch with a flat roof and overhanging eaves, supported by three square columns clad in shingles, with a one-bay porch above on the south with a gable roof, supported by two square columns clad in shingles, and a square four-pane window in the gable. The house rests on a cast stone foundation. The lot is level, with a driveway to the north and no garage.
819 Ackerman Ave	1905	1 Contributing	A 2.5-story frame single-family residence clad in vinyl siding beneath a hipped roof with shallow overhanging eaves and the remnants of Corinthian capitals at both front corners beneath the eaves. The façade is protected by a full-width 1-story open porch with a hipped roof, supported by Foursquare wooden columns. The house rests on a cast stone foundation. The lot is level, with a driveway to the north and no garage.
822 Ackerman Ave	1915	1 Contributing 1 Non-contributing	A 2.5-story frame multi-family residence with clapboard siding on the first story and shingles on the second, beneath a hipped roof with shallow overhanging eaves. The façade is protected by a full-width 1-story open porch with a flat roof, supported by four unevenly spaced wooden single square columns with small Doric capitals, and with a one-bay open porch above on the south with a flat roof, supported by two square wooden columns with small Doric capitals. The house rests on a rusticated cast block foundation. The lot is level, with a driveway to the north and a modern, non-contributing detached two-car garage at the rear.
823-25 Ackerman Ave	1905	2 Contributing	A 2-story frame multi-family residence built in the Colonial Revival style, with clapboard siding beneath a side gable roof featuring a projecting cornice and dentils and a cross-gable extension to the rear. The three-bay façade features a single door to the south of the porch beneath a hipped roof cap supported by diagonal brackets and an off-center single door and tripartite window to the north. The house rests on a cast block foundation. The lot is level, with a driveway to the north leading to a contributing detached two-car garage with a hipped roof at the rear of lot.

Address	Date of Construction	Status	Description
826-28 Ackerman Ave	1915	1 Contributing	A 2.5-story frame multi-family residence clad in vinyl siding beneath a hipped roof with shallow overhanging eaves and a cross-gable extension to the rear. The façade features a full-width open 1-story porch with a flat roof, supported by four irregularly spaced wooden columns with small Doric capitals. The house rests on a cast stone foundation. The lot is level, with a driveway to the south and no garage.
829 Ackerman Ave	1905	2 Contributing	A 2.5-story frame single-family residence built in the American Foursquare style, with vinyl siding beneath a hipped roof. The full-width 1-story open porch has a hipped roof supported by square columns with small decorative brackets. The house rests on a cast stone foundation. The lot is level, with a driveway to the north leading to a contributing detached gable-roof garage at the rear of the lot.
831 Ackerman Ave	1915	2 Contributing	A 2.5-story frame single-family residence with vinyl siding beneath a hipped roof featuring a shallow projecting section on the façade beneath a pedimented gable roof. The façade is protected by a full-width 1-story porch with unpainted modern wooden posts with vertical striations supporting a hipped roof. The house rests on a stone foundation. The lot is level, with a driveway to the north leading to a contributing detached hipped-roof garage at the rear of the lot.
832 Ackerman Ave	1905	1 Contributing	A 2.5-story frame multi-family residence, with Colonial Revival style elements, clad in clapboard siding on the first story and wooden shingles on the second, all beneath a cross gable roof. The less-than-full-width double-deck porch has a flat roof supported on both floors by three single tapered wood columns with small Doric capitals. The house rests on a stone foundation. The lot is level, with a driveway to the north and no garage.
836 Ackerman Ave	1915	1 Contributing	A 2.5-story frame single-family residence with clapboard siding on the first story and shingle siding on the second, all beneath a side gable roof with exposed rafter tails on the front. The east façade facing the street has two bays, including a 1-story polygonal bay on the south, a single door in the center flanked by sidelights, and a single one-over-one window on the north; the second story features two evenly spaced triple 4/1 windows. The house rests on a stone foundation. The lot is level, with a driveway to the north and no garage.
837 Ackerman Ave	1915	1 Contributing	A 2-story frame single-family residence, resting on a stone foundation, with clapboard siding on the first story and wooden shingles on the second, all beneath a cross gable roof. The asymmetrical three-bay west façade facing the street has an off-center single door flanked on each side by single windows with 2/2 vertical panes; the second story features two single double-hung windows with diamond panes in the upper panel. The level lot has a driveway to the north and no garage.
838 Ackerman Ave	1915	2 Contributing	A 2.5-story frame multi-family residence built on a foundation clad in concrete, with vinyl siding beneath a modified cross gable roof featuring gables on front and sides but off-center and not in a line. A shed roof covers the stairs leading to the recessed front entrance, with a small gable applied to the end. The lot is level, with a driveway to the north leading to a contributing two-bay garage in the rear.
839-41 Ackerman Ave	1915	1 Contributing	A 2-story frame single-family residence clad in wooden shingle siding beneath a side gable roof featuring a cross gable extension to the rear. The west façade facing the street features a less-than-full-width double-deck open porch with a hipped roof and exposed rafter tails, supported by grouped slender square wooden columns at the corners. The house rests on a cast block foundation. The lot is level, with a driveway to the north and no garage.
842 Ackerman Ave	1915	1 Contributing	A 2.5-story frame multi-family residence clad in vinyl siding with a side gable roof and a cross gable extension to the rear. The three-bay east façade facing the street has two single doors on the north and a tripartite window on the south with six-over-one panes; the second story features an enclosed porch on front north corner and a shallow chamfered bay with six-over-one windows on the south. The house rests on a cast stone foundation. The lot is level, with a driveway to the south and no garage.
845 Ackerman Ave	1915	2 Contributing	A 2.5-story frame single-family residence clad in vinyl siding beneath a side gable roof and pedimented gables. The two-bay west façade facing the street has a single door on the south and a 2-story polygonal bay on the north with modern one-over-one windows. The lot is level, with a driveway to the north leading to a contributing detached two-bay garage with a side gable roof.

Address	Date of Construction	Status	Description
847-49 Ackerman Ave	1915	2 Contributing	A 2.5-story frame multi-family residence built on a cast block foundation, covered with clapboard siding, and surmounted by a hipped roof with overhanging eaves and exposed rafter tails. The west façade facing the street features a less-than-full-width double-deck open porch with a hipped roof and exposed rafter tails, supported by grouped slender square wooden columns at the corners. The lot is level, with a driveway on the north leading to a contributing detached two-bay garage with a front gable roof.
848 Ackerman Ave	1915	1 Contributing	A 2-story frame single-family residence built in the American Foursquare style upon a stone foundation, with clapboard siding on the first story and wooden shingles on the second, all beneath a hipped roof with overhanging bellcast eaves. The façade is protected by a full-width 1-story open roof porch with a hipped roof supported by three Colonial Revival style square columns with recessed panels and Doric capitals supporting a shallow arch beneath the eaves. The lot is level, with a driveway on the north and no garage.
851-53 Ackerman Ave	1915	1 Contributing	A 2-story frame multi-family residence resting on a cast stone foundation, with shingle siding beneath a side gable roof featuring pedimented gables and a cross gable extension to the rear. The west façade facing the street is dominated by a full-width open double-deck porch with a pedimented gable roof, supported by Foursquare 2-story wooden columns with recessed panels and small Doric capitals. The level lot has a driveway on the north and no garage.
852 Ackerman Ave	1915	1 Contributing	A 2-story frame single-family residence in the Dutch Colonial style, clad in shingle siding. The house is surmounted by a side gable gambrel roof with two modern double one-over-one windows in the lower facet of the front roof, beneath a shallow hipped roof. The house has no driveway or garage.
854 Ackerman Ave	1915	2 Contributing	A 2.5-story frame single-family residence built in the American Foursquare style upon a cast stone foundation, with clapboard siding beneath a hipped roof with overhanging eaves. The symmetrical three-bay east façade facing the street features a center single door flanked by a tripartite window on each side; the second story has two symmetrical widely spaced single one-over-one windows. The lot is level, with a driveway on the north leading to a contributing detached two-bay front gable garage in the rear, with a single modern garage door.
855 Ackerman Ave	1915	1 Contributing	A 2-story frame single-family residence built on a cast stone foundation and clad in vinyl siding beneath a side gable roof featuring a two-slope facet on the front. The extensively renovated west façade facing the street has an enclosed full-width 1-story porch beneath a shed roof, with a recessed entrance on the north and a triple modern window on the south. The level lot has a driveway on the south and no garage.
859-61 Ackerman Ave	1915	1 Contributing	A 2.5-story frame multi-family residence built on a cast stone foundation and clad in shingle siding beneath a front gable roof with a pedimented gable. The west façade facing the street is asymmetrical, with three bays including two single doors on the north and a wide single one-over-one window on the south; the second story features a recessed single door beneath an open porch on the north and a wide single one-over-one window on the south. The lot is level with a driveway on the south and no garage.
860 Ackerman Ave	1915	2 Contributing	A 2.5-story frame single-family residence built in the American Foursquare style upon a cast stone foundation, with clapboard siding beneath a hipped roof featuring overhanging eaves and exposed rafter tails. The two-bay east façade facing the street has a single door with Colonial Revival-style sidelights on the south and a tripartite window on the north; the second story features two evenly spaced double six-over-one windows. The lot is level with a driveway on the north leading to a contributing detached two-bay garage with a hipped roof.
862 Ackerman Ave	1915	2 Contributing	A 1.5-story frame single-family residence built on a cast block foundation, with clapboard siding beneath a side gable roof featuring lower roofs projecting at a shallower pitch on the front and rear and extending beyond the façade to form a full-width 1-story open porch supported by Foursquare wooden columns with small Doric capitals. The two-bay east façade facing the street features a single door on the south and a double window on the north. The lot is level, with a driveway on the north leading to a contributing detached front gable one-bay garage.

Address	Date of Construction	Status	Description
863-65 Ackerman Ave	1915	1 Contributing	A 2-story frame multi-family residence with vinyl siding beneath a hipped roof. The west façade facing the street is asymmetrical, with three bays including two single entrances on the north and a broad polygonal bay on the south. The lot is level, with a driveway on the north and no garage.
866 Ackerman Ave	1915	1 Contributing 1 Non-contributing	A 2.5-story frame single-family side-entrance residence built in the American Foursquare style, with vinyl siding beneath a hipped roof with overhanging eaves. The two-bay east facade facing the street has French doors on the north and a double modern single-pane window on the south. The principal entrance is on the north side of the house beneath a square cap supported by curved wooden brackets. The lot is level, with a driveway on the north and a non-contributing detached modern two-car garage.
867-69 Ackerman Ave	1915	2 Contributing	A 2-story frame multi-family residence built on a cast stone foundation, with wooden shingle siding beneath a side gable roof with a cross gable extension to rear. The west façade facing the street features a less-than-full-width double-deck open porch with a hipped roof and exposed rafter tails, supported by grouped slender square wooden columns at the corners. The lot is level, with a driveway on the north leading to a contributing detached two-car garage with a hipped roof.
870-72 Ackerman Ave	1915	1 Contributing	A 2.5-story frame multi-family residence built on a cast stone foundation, with vinyl siding beneath a hipped roof. The east façade is dominated by a full-width 1-story open porch with a flat roof, supported by Foursquare wooden columns with small Doric capitals rising from wooden bases with inset panels, and an open porch above on the south, with a flat roof supported by two square columns. The lot is level, with a driveway on the north and no garage.
871 Ackerman Ave	1915	1 Contributing	A 2.5-story frame single-family residence built on a cast stone foundation, with wooden shingle siding beneath a side gable roof with pedimented gables and a cross-gable extension to the rear. A less-than-full-width double-deck porch fills the center of the façade and is supported by three full-height square columns with recessed panels. The lot is level, with a driveway on the south and no garage.
904-06 Ackerman Ave	1915	2 Contributing	A 2.5-story frame two-family residence built on a rusticated cast block foundation, with wooden shingle siding and a side gable roof. The east façade facing the street features two adjoining single entrances on the north and a double one-over-one window on the south. The lot is level, with a driveway on the north leading to a detached contributing garage with a front gable roof.
905-07 Ackerman Ave	1915	1 Contributing	A 2.5-story frame two-family building built on a rusticated cast block foundation, clad in clapboard siding on the first story and replacement aluminum siding on the second, and surmounted by a side gable roof with a cross gable extension to the rear. The west façade facing the street features two adjoining single doors on the south and a double one-over-one window on the north. The lot is level, with a driveway on the north and no garage.
909 Ackerman Ave	1915	1 Contributing	A 1.5-story frame two-family residence built in the Craftsman style upon a rusticated cast block foundation, with clapboard siding on the first floor and wooden shingles on the second, all beneath a side gable roof with overhanging eaves and exposed rafter tails. The west façade facing the street is recessed behind the overhanging front roof, forming a full-width 1-story open porch supported by Foursquare fluted wooden columns. The lot is level, with a driveway on the south and no garage.
910 Ackerman Ave	1915	1 Contributing	A 2-story frame single-family residence, clad in vinyl siding beneath a hipped roof. The east façade facing the street features a single door with sidelights on the south and a tripartite window on the north; the second story has two evenly spaced double modern one-over-one windows. The lot is level, with a driveway on the north and no garage.
913 Ackerman Ave	1915	1 Contributing	A 2.5-story frame single-family residence built on a rusticated cast block foundation, clad in vinyl siding with wooden shingles in the gable ends and surmounted by a front gable roof with overhanging eaves supported by diagonal brackets. The west façade facing the street has a single entrance on the south and a tripartite window on the north, while the second story features two evenly spaced modern double one-over-one windows. The lot is level, with a driveway on the north and no garage.
914 Ackerman Ave	1915	2 Contributing	A 1.5-story frame single-family residence built on a rusticated cast block foundation, clad in clapboard siding on the first story and wooden shingles on the second beneath a side gable roof with uneven roof lengths and exposed rafter tails. The front roof extends past the façade to form a full-width 1-story open porch supported by four round wooden Tuscan columns, while the rear roof is shortened to allow for a full second story at the rear. The lot is level, with a driveway on the north leading to a contributing detached two-car garage with a front gable roof and swing doors.

Address	Date of Construction	Status	Description
916-18 Ackerman Ave	1915	1 Contributing	A 2.5-story frame two-family residence built on a rusticated cast block foundation, clad in clapboard siding on the first story and wooden shingles on the second and surmounted by a front gable roof with overhanging eaves and exposed rafter tails. The east façade facing the street features a single door on the north and the south and a triple window in the center, while the second story has a triple window on the north and a single door on the south. The lot is level, with a shared driveway on the south and no garage.
917-19 Ackerman Ave	1915	1 Contributing	A 2-story frame multi-family residence with a prominent two-story porch on the west-facing facade topped by a gable pediment reminiscent of a temple front, on a concrete block foundation and clad in wood clapboards. The porch is supported by pairs of square columns. Fenestration consists primarily of six-over-one, double-hung windows, along with pairs of eight-over-one and multi-pane casement windows. A secondary entrance is located on the south bay of the porch and is covered by a small hipped roof with an added flat extension. The cross-gable roof is clad in asphalt shingles.
920 Ackerman Ave	1915	1 Contributing	A 2.5-story frame single-family residence built on a rusticated cast block foundation, with vinyl siding on the first story and asbestos shingles on the second, surmounted by a side gable roof with overhanging eaves and exposed rafter tails. The east façade facing the street has a single entrance on the south and a triple window on the north with 9/1 panes; the second story features two evenly spaced double windows, each with 9/1 panes. The lot is level, with a shared driveway on the north and no garage.
921-23 Ackerman Ave	1915	2 Contributing	A 2.5-story frame two-family residence resting on a cast block foundation, clad in clapboard siding beneath a side gable roof with a cross gable extension to the rear. A 1-story open porch spans the façade from the canted corner to the full southwest corner, with a hipped roof supported by square wooden columns, while a one-bay open porch protects the second story entrance, with a steeply pitched gable roof featuring a Colonial Revival elliptical window supported by square wooden columns. The lot is level, with a driveway on the north leading to a contributing detached frame garage with a hipped roof.
924-26 Ackerman Ave	1915	1 Contributing	A 2-story frame two-family residence covered with wooden shingle siding and surmounted by a side gable roof. The east façade facing the street features two single doors to the south and a single 8/1 window to the north, while the second story has a single 8/1 window on the north and a recessed open porch on the south with a door entering from the north side. The lot is level, with a driveway on the north and no garage.
925-27 Ackerman Ave	1915	2 Contributing	A 2.5-story frame two-family residence resting on a cast block foundation, clad in wood shingles beneath a side gable roof featuring exposed rafter tails and a cross gable extension to the rear. The west façade facing the street has four bays, with a single door on the south, a single door off-center to the south, and two single one-over-one windows; the second story features a single door and two single one-over-one windows to match the first story. The lot is level, with a driveway on the north leading to a contributing detached two-car garage with a front gable roof.
928-30 Ackerman Ave	1915; 2018	Non-contributing	One non-contributing building (due to lack of integrity).
929 Ackerman Ave	1915	1 Contributing	A 2.5-story frame single-family residence built on a rusticated cast block foundation, with wooden shingle siding beneath a hipped roof. The west façade facing the street features a double door on the south and a tripartite window on the north, while the second story has two evenly spaced double six-over-one windows. The lot is level, with a driveway on the north and no garage.
932 Ackerman Ave	1915	2 Contributing	A 2.5-story frame single-family residence clad in clapboard siding on the first story and wooden shingles on the second and surmounted by a hipped roof with overhanging eaves. The east façade facing the street has three bays, with an off-center single entrance with sidelights flanked on the north by a single six-over-one window and on the south by a broad single window with Foursquare panes beneath a transom. The lot is generally level, with a driveway on the north leading to a contributing detached 2-story two-bay garage with a steeply pitched hipped roof and a square dormer on the front roof.
933-35 Ackerman Ave	1915	1 Contributing	A 2.5-story frame two-family residence built on a cast block foundation, with wooden shingle siding beneath a side gable roof with a cross gable extension to the rear. The west façade facing the street has three bays, with a single door at the north end and a single door and single one-over-one window at the center. The lot is level, with a driveway on the south and no garage.

Address	Date of Construction	Status	Description
937-39 Ackerman Ave	1915	1 Contributing	A 2.5-story frame two-family building built on a rusticated cast block foundation, clad in wooden shingles and surmounted by a side gable roof with a cross gable extension to the rear. The west façade facing the street features two single entrances on the south and a single one-over-one window off-center on the north, and the second story has a single door on the south and a single one-over-one window on the north. The lot is level, with a driveway on the north and no garage.
938 Ackerman Ave	1915	1 Contributing	A 1.5-story frame single-family residence resting on a rusticated cast block foundation, clad in clapboard siding and wooden shingles in the gable ends, all surmounted by a side gable roof with exposed rafter tails. The front roof extends beyond the façade, with an entrance to the main façade on the south and an enclosed porch extending to the north with two single modern one-over-one windows. The lot is level, with a driveway on the north and no garage.
940-42 Ackerman Ave	1915	1 Contributing	A 2.5-story frame two-family residence built on a rusticated cast block foundation, with wooden shingle siding beneath a side gable roof featuring exposed rafter tails, returned eaves, and a cross gable extension to the rear. The east façade facing the street has three bays, with two single doors on the south and a single six-over-one window off-center to the north, while the second story features a single door on the south and a single six-over-one window on the north. The lot slopes slightly up from north to south, with a driveway on the south and no garage.
943 Ackerman Ave	1915	2 Contributing	A 2.5-story frame single-family residence resting on a rusticated cast block foundation, clad in clapboard siding on the first story and wooden shingles on the second, beneath a hip roof with overhanging eaves. The west façade facing the street features an off-center door within a projecting vestibule, flanked on the south by a single one-over-one window and on the north by a broad single-pane window with a transom having diamond panes. The lot is level, with a driveway on the north leading to a contributing detached two-car garage with hinged doors and a front gable roof.
945-47 Ackerman Ave	1915	1 Contributing	A 2.5-story frame two-family residence resting on a rusticated cast block foundation, clad in wooden shingles and surmounted by a side gable roof with a cross gable extension to the rear. The west façade facing the street features a single door at the south end, a single door off-center to the south, and a single 8/1 window off-center to the north. The lot is level, with a driveway on the south and no garage.
946 Ackerman Ave	1915	1 Contributing	A 1.5-story frame single-family side-entrance residence in the Dutch Colonial Revival style, with clapboard siding on the first floor and wooden shingles on the second beneath a front gable gambrel roof. The east façade facing the street is symmetrical, with two single windows flanking a central entrance that provides access to a less-than-full-width 1-story open porch, with a hip roof supported by slender square wooden columns. The lot slopes up from north to south, with a set of concrete steps on the north side leading to a walkway created by a concrete retaining wall and a driveway on the south leading to a rear parking area with no garage.
948 Ackerman Ave	1915	1 Contributing	A 1.5-story frame single-family side-entrance residence clad in stucco on the first story and wooden shingles on the second, beneath an asymmetrical front gable roof. The front gable roof extends past the north façade to form an open 1-story porch, supported by four square wooden columns and containing the principal entrance. The lot slopes up from north to south, with the north side porch rising above a concrete retaining wall. There is no driveway or garage.
949-51 Ackerman Ave	1915	1 Contributing	A 2.5-story frame two-family residence with Colonial Revival elements, clad in vinyl siding beneath a pedimented side gable roof with a cross gable extension to the rear. The west façade facing the street features two single entrances on the south and a tripartite window on the north that includes a diamond pane transom above the central elements and 2/1 vertical panes in the side elements. The lot is generally level, with a driveway on the north leading to a parking area with no garage.
952 Ackerman Ave	1915	2 Contributing	A 1.5-story frame single-family residence clad in wooden shingles beneath a side gable roof. The east façade facing the street is recessed behind the overhanging front roof, forming a full-width 1-story open porch with broad corner columns clad in wooden shingles. The lot slopes up from north to south, with the front lawn sloping up to the front porch. A one-car garage is attached to the front of the north side of the house, projecting with a flat roof slightly beyond the main house façade.

Address	Date of Construction	Status	Description
955-57 Ackerman Ave	1915	2 Contributing	A 2.5-story frame two-family residence built on a cast block foundation, with wooden shingle siding beneath a side gable roof featuring overhanging eaves and exposed rafter tails with a cross gable extension to the rear. The west façade facing the street has two adjoining single entrances on the north and a double one-over-one window on the south; the second story features a single entrance on the north and a double one-over-one window on the south. The lot is level, with a driveway on the south leading to a detached contributing two-car garage with a hipped roof.
956-58 Ackerman Ave	1915	1 Contributing	A 2.5-story frame two-family residence resting on a rusticated cast block foundation, clad in vinyl siding and surmounted by a hipped roof. The east façade facing the street features two adjoining single entrances on the south and a polygonal bay that continues to the second story and includes a single entrance on the south. The lot rises gently from the street toward the façade, with a driveway on the south and no garage.
960 Ackerman Ave	1915	2 Contributing	A 2.5-story frame single-family residence built on a cast stone foundation, clad in clapboard siding on the first floor and wooden shingles on the second, beneath a side gable roof with exposed rafter tails. The front roof extends at a lower pitch beyond the façade to form a partial gambrel roof, creating a full-width 1.-story open porch supported by three square wooden columns. The lot rises slightly from the street past the façade, with a shared driveway on the south leading to a detached contributing one-car garage with a hipped roof.
961 Ackerman Ave	1915	1 Contributing	A 2-story frame multi-family residence clad in wood clapboards on a preformed concrete block foundation and a cross-gable-on-hip roof clad in asphalt shingles. The west-facing facade features first and second-story porches of differing widths. Each porch roof is supported by pairs of square columns rising from the porch wall. Fenestration consists of one-over-one, double-hung vinyl windows. A secondary entrance is located to the north of the porch. The south elevation features a two-story, three-sided bay window. A paved driveway at the south leads to a parking area in the rear.
962-64 Ackerman Ave	1915	1 Contributing	A 2.5-story frame two-family residence resting on a cast block foundation, clad in wooden shingle siding and surmounted by a side gable roof and a cross gable extension to the rear. A less-than-full-width open double-deck porch covers the center half of the east façade, with a pent roof above the first story and a hipped roof above the second, both supported by paired square wooden columns. The lot is level, with a shared driveway on the north and no garage.
963 Ackerman Ave	1915	1 Contributing	A 1.5-story frame single-family residence clad in wooden shingle siding beneath a side gable roof. The front roof extends beyond the façade to form a full-width 1.-story open porch, with a broad shallow arch spanning the front from broad corner columns with two smaller square wooden columns in the center. The lot is generally level, with a shared driveway on the north and no garage.
1010 Ackerman Ave	-	Not Counted	Vacant Lot
1014 Ackerman Ave	1900	1 Contributing	A 2.5-story brick single-family residence with a gable front and wing plan. The lot rises from the street toward the façade, with access to the front porch by two sets of concrete steps. The house has no driveway or garage.
1017-19 Ackerman Ave	1915	2 Contributing	A 1.-story frame single-family residence in the Arts & Crafts style, clad in clapboard siding with wooden shingles on the front porch piers, surmounted by a front gable roof with overhanging eaves and exposed rafter tails. The lot slopes down from the street past the façade to form a raised basement in the rear, with a row of one-over-one windows along the lower level of the south facade. There is a driveway on the north that leads to a detached one-car garage with a hipped roof and hinged garage doors.
1017-19 Ackerman Ave	1915	1 Contributing	A 2.5-story frame two-family residence, clad in clapboard siding beneath a hipped roof with overhanging eaves with exposed rafter tails. The west façade facing the street features two adjoining single entrances on the north within an enclosed projecting vestibule, and two single six-over-one windows in the center and south. The lot slopes down from the street past the façade to form a raised basement in the rear, and there is a short driveway on the north and no garage.
1018-20 Ackerman Ave	1965	Non-contributing	One non-contributing building (due to age)

Address	Date of Construction	Status	Description
1021-23 Ackerman Ave	1915	1 Contributing	A 2.5-story frame two-family residence, clad in clapboard siding beneath a hipped roof with overhanging eaves with exposed rafter tails. The west façade facing the street features two adjoining single entrances on the north within an enclosed projecting vestibule, a single off-center 4/1 window and a single entrance on the south. The lot slopes down from the street past the façade to form a raised basement in the rear, and there is a short driveway on the north and no garage.
1025-27 Ackerman Ave	1915	2 Contributing	A 2-story frame two-family house clad in vinyl siding featuring a full-width porch on the first story, supported by paired square columns decorated by simple lattice work and covering the paired entrances, and a covered balcony on the second. Fenestration consists of six-over-one, double-hung replacement windows. The roof is clad in asphalt shingles. The foundation is made of preformed concrete blocks. The lot slopes downward away from the street, and a driveway on the north side leads to a hipped roof garage.
1026 Ackerman Ave	1915	2 Contributing	A 1.5-story frame single-family side-entrance residence with Craftsman style elements, clad in stucco beneath a front gable roof with overhanging eaves and decorative brackets. The house is set back from the road and largely obscured by vegetation. The lot rises sharply from the street, with a short driveway at the front leading to a contributing detached garage that is set within the sloping front yard.
1029-31 Ackerman Ave	1915	1 Contributing	A 2.5-story frame two-family residence, with vinyl siding surmounted by a front gable roof. The west façade facing the street has two adjoining single entrances on the north within a projecting enclosed vestibule, with a single door flanked on each side by a single six-over-one window on the north. The house rests on a rusticated cast block foundation. The lot slopes down from the street past the façade to form a raised basement in the rear, with a driveway on the north and no garage.
1033 Ackerman Ave	1935	1 Contributing	A 2-story frame single-family residence, clad in vinyl siding and surmounted by a steeply-pitched front gable roof with both a shed roof and cross gable on the north roofs. The west façade facing the street features a single entrance and a small square window on the north within a projecting enclosed vestibule beneath a steeply-pitched front gable roof, and triple six-over-one window on the south beneath a hipped pent roof. The second story features two single six-over-one windows, with a single six-over-one window in the gable peak. A secondary single entrance is located on the north side. The lot slopes down from the street past the façade to form a raised basement in the rear, with a driveway on the north and no garage.
1037-39 Ackerman Ave	1965	Non-contributing	One non-contributing building (due to age)
1043-45 Ackerman Ave	1965	Non-contributing	One non-contributing building (due to age)
1048 Ackerman Ave	1915	1 Contributing	A 1.5-story frame single-family residence, clad in vinyl siding beneath a side gable roof with overhanging eaves. The house is set back from the road on a rise above the street, limiting the available views. A series of three concrete stairs provides access from the street to the front of the house. There is no driveway or garage.
1049 Ackerman Ave	1965	Non-contributing	One non-contributing building (due to age)
1052 Ackerman Ave	1915	1 Contributing	A 1-story frame single-family residence with Craftsman style elements, clad in wooden shingle siding beneath a gable front and wing roof with wide overhanging eaves and diagonal brackets. The lot rises sharply from the street toward the façade, with two sets of modern wooden stairs providing access to the front of the house. There is no driveway or garage.
1053 Ackerman Ave	1915	1 Contributing	A 1-story frame house clad in wood shingles and featuring a gable-on-hip roof clad in asphalt shingles with wide sweeping eaves and exposed joists. The lot slopes down away from the road so that the rear (east) elevation has two stories at grade. The facade is characterized by a three-sided bay window covered by a hipped roof, with 8/1 double-hung sashes. Remaining fenestration consists of six-over-one sashes. An elevated walkway leads from the street to the front door. The rear elevation features multiple projecting bay windows and elevation planes. The foundation rests on concrete blocks.
1054 Ackerman Ave	1915	1 Contributing	The 1.5-story, 2-bay frame house features a gambrel roof covered in asphalt shingles. Positioned on a narrow lot, the house, with its foundation adorned in brick, features a three-bay oriel window on the first story and hipped dormers in the facade roof, along with a recessed porch and entrance on the south bay.

Address	Date of Construction	Status	Description
1056 Ackerman Ave & Broad St	1915	1 Contributing	Resting on a concrete foundation, half of which is adorned with a red brick veneer, the 2-story, 3-bay single-family frame residence is clad in clapboard siding. Elevated above the street, the house features one-over-one, double-hung windows, a one-story sunroom with louvered windows on the east elevation, and a small brick entrance patio adorned with a gable pediment roof supported by Doric columns on the south-facing facade.
1061 Ackerman Ave & Broad St	ca. 1915	2 Contributing	A 1-story frame single-family residence built in the Arts & Crafts style with an L-shaped plan and upon a brick foundation, with wooden shingle siding beneath a multiple hipped roof. The west façade facing Ackerman Avenue is largely obscured by vegetation, with a narrow section at the southern end of the house facing the street containing a single entrance on the south and two single one-over-one windows, and a second entrance in a recessed porch at the southwest corner of the house. A short driveway at the rear of the lot from Broad Avenue leads to a detached contributing four-car garage with a shallow hipped roof.
614 Ackerman Ave & Clarendon	1915	1 Contributing	A 2-story frame single-family residence is situated on an elevated lot, accessible by a long concrete staircase. The house is square in plan and rests on a preformed concrete block foundation. It is clad in vinyl siding on the first story and wood shingles on the second. A full-width enclosed porch is on the east-facing facade. Fenestration consists of one-over-over, double-hung vinyl windows. The house has a hipped roof clad in asphalt shingles with hipped dormers.
700 Ackerman Ave & Clarendon	1920	2 Contributing	Charles Lee Raper House, now Messenger Family House: 2.5-story Colonial Revival frame single-family residence with a brick foundation, clapboard siding, and a gable roof featuring three tall gable dormers with returning eaves facing north. A near-full-width open porch spans the first story of the east façade with a flat roof supported by twelve Corinthian columns, grouped in four pairs, with two additional columns on the north and south sides. The west façade has a porch that projects across the southern two-thirds and is supported by Tuscan Doric columns and surmounted by a flat roof with a railing.
701 Ackerman Ave & Clarendon	1912	2 Contributing	Robert E. Floyd House: A 2-story single-family gable roof front entrance residence fronting on Ackerman Avenue, with a long flank facing Clarendon Street. Two long shed dormers on the north and south roof sides run the entire length of the building, creating a full-height second story for the entire building.
873 Ackerman Ave & Stratford	1915	1 Contributing	A 2.5-story frame multi-family residence built on a cast block foundation, with vinyl siding beneath a side gable roof and a cross-gable extension to the rear. A full-width open porch spans the first story with a hipped roof supported by three square wooden columns. A less-than-full-width open porch occupies the center of the second story with a flat roof, supported by three wooden columns at both front corners and surmounted by an enclosed porch accessed from the third-story gable dormer. The lot is level, with a driveway on the north and no garage.
874 Ackerman Ave & Stratford	1915	1 Contributing	A 2-story frame single-family residence built on a concrete-covered foundation, clad in clapboard siding beneath a front gable roof featuring a pent roof beneath a front gable and overhanging eaves on the sides. The two-bay east façade facing the street features a double door within a projecting vestibule on the south and a tripartite window on the north; the second story features a single center polygonal window bay, while the front gable contains a tripartite window. The lot is level, with no driveway or garage.
900-02 Ackerman Ave & Stratford	1915	1 Contributing	A 2.5-story frame two-family residence built on a rusticated cast block foundation, clad in clapboard siding and surmounted by a side gable roof with a long cross gable section extending to the rear. The east façade facing Ackerman Avenue has four bays, with a single entrance at both the north and south and a double one-over-one window in the center; the second story features a matching center double one-over-one window, with a single one-over-one window above the north entrance and a single door above the south entrance. The corner lot is level, with a short driveway at the rear of the house from Stratford Street and no garage.
901-03 Ackerman Ave & Stratford	1915	2 Contributing	A 2.5-story frame two-family residence, clad in wooden shingles beneath a side gable roof with a cross gable extension to the rear. The west façade facing Ackerman Avenue is dominated by a less-than-full-width open triple-deck porch. A pent roof separates the first and second stories of the porch and wraps around the porch to the façade. The corner lot is level, with a detached contributing four-car garage at the rear opening to Stratford Street.

Address	Date of Construction	Status	Description
968 Ackerman Ave & Terrace Rd	1915	1 Contributing	A 2-story frame, multi-family residence on a precast stone foundation and clad in wood shingles. The side gable roof is clad in asphalt shingles. Fenestration consists of six-over-one, double-hung windows with wood surrounds and molded lintels. The east-facing facade features a two-story porch, covered by a hipped roof. The southeast corner is clipped and features a window on each story. A secondary entrance on the south elevation features a pair of multi-light double doors covered by a hipped roof decorated with brackets.
1000-02 Ackerman Ave & Terrace Rd	1915	1 Contributing	A 2.5-story frame two-family residence with Colonial Revival elements, clad in clapboard siding beneath a hipped roof with overhanging eaves and dentil moldings. The house is set on a corner lot with the principal façade facing east toward Ackerman Avenue and a secondary façade facing north toward Terrace Road (an extension of Kensington Road). The north façade facing Terrace Road features two adjoining single entrances beneath a shallow gable cap supported by curved wooden brackets, adjacent to a 2-story polygonal bay beneath a hipped roof that continues the main roof eave line. The lot rises slightly from the street on the north and east sides and has a short driveway leading from Terrace Road to the rear of the house and no garage.
1050 Ackerman Ave To Broad St	1915	1 Contributing	A 2.5-story frame single-family side-entrance residence clad in wooden shingles and surmounted by a front gable on hip roof with overhanging eaves. The east façade facing the street features a full-width enclosed 1-story porch beneath a hipped roof with overhanging eaves, with a row of three large single-pane windows interspersed with small square-paned windows. A series of concrete steps provides access from the street to the front of the house, and there is no driveway or garage.
1004 Ackerman Ave To Terrace *	1900	1 Contributing	A 2.5-story frame two-family residence with clapboard siding surmounted by a hipped roof with overhanging eaves. The east façade facing the street features two adjoining single entrances on the south within an enclosed projecting vestibule, a secondary single entrance off-center on the south, and a single six-over-one window on the north. The lot rises sharply from the street to the façade, with access to the porch provided by a set of concrete steps. There is no driveway or garage.
1040 Ackerman Ave To Windsor *	1915	1 Contributing	A 2-story frame single-family house clad in clapboard siding and surmounted by a side gable roof. The east façade facing the street has a central single entrance beneath a gable cap supported by large curved wooden brackets, flanked on each side by a tripartite window; a triple window is above the entrance on the second story. A long set of concrete steps provides access to the house. There is no driveway or garage.
416 Allen St	1910	1 Contributing	A 1.5-story brick and stucco-clad residence featuring Dutch Colonial Revival and Tudor Revival elements, including a gambrel roof clad in asphalt shingles as well as a cantilevered second story and brackets. Fenestration includes twelve, sixteen, and twenty-over-one, double-hung windows in addition to tall, narrow multi-light casement windows. The brick is set in an English bond coursing and the north elevation features a triple-gable dormer. A wide brick chimney rises from the east side and a small gable shed is at the rear.
420 Allen St	1905	2 Contributing	A 2-story, 2-bay frame single-family residence with Arts and Crafts-inspired detailing set on a stone foundation. The first story features a brick exterior and the second is clad in wood shingles that flare out above the first story. Fenestration varies, and includes Cottage style windows with Queen Anne transoms on the first story and triplets of one-over-one, double-hung windows in square oriels. The hipped roof is clad in asphalt shingle and features a small gable on the facade. A paved driveway along the south leads to a garage behind the house.
425-27 Allen St	1905	1 Contributing	A 2-story, 6-bay residence Spanish Eclectic residence on a brick foundation, clad in stucco siding and featuring a hip-and-gable roof clad in straight barrel mission style clay tile. Fenestration consists of eight-over-eight, double-hung windows in either flush or wood surrounds. The main entrance on the north facade consists of a pair of French doors covered by a dome roof clad in clat tile and supported by chains. Above the entrance are a pair of narrow casement windows set within a shallow, brick three-quarter arch.

Address	Date of Construction	Status	Description
430 Allen St	1905	2 Contributing	A 2-story, 2-bay frame single-family Queen Anne-style residence on a rusticated stone foundation clad in wood clapboards on the main stories and shingles in the gable. Fenestration is primarily one-over-one, double-hung windows in trabeated surrounds, with some decorative Queen Anne windows in the gable dormers. Other character-defining features include a three-sided bay window, and a flat-roofed entablatured porch on the first story, brackets and dentelation, a three-bay oriel window in the projecting gable, and a gable dormer on the east slope of the asphalt shingle-clad, cross-gable roof. A driveway along the south leads to a flat-roofed concrete garage.
431 Allen St	1905	1 Contributing	A 2-story frame, 3-bay single-family residence clad in vinyl siding with a hipped roof clad in asphalt shingles. Fenestration includes one-over-one, double-hung and casement vinyl windows set in wide vinyl surrounds with faux blinds. A set of concrete steps leads to a covered porch which features wide three-quarter ogee arches on the north and west elevations. The roof features hipped gables and a brick chimney.
437 Allen St	1905	2 Contributing	A 2-story, 2-bay single-family residence clad in wood clapboards and set upon a stone foundation. The west facade features a full-width porch covered by a flat roof supported by fluted Doric columns, and featuring a bracketed frieze. Fenestration is varied, including large Cottage style windows on the first story, Palladian windows covered by canvas awnings on the second story, and one-over-one, double-hung and casement windows in wide surrounds. A secondary entrance is located on the south elevation, along with three-bay oriel windows on each floor. The cross-gable roof is clad in asphalt shingles and features a large hipped dormer that dominates the west slope. The concrete and brick driveway along the south leads to a hipped roof garage.
438 Allen St	1925	2 Contributing	A 2-story, 2-bay single-family residence clad in vinyl siding on a brick foundation with a gambrel roof clad in asphalt shingles. A full width porch on the east facade is covered by a flat roof and supported by group of square columns and a cross-lattice bannister. The main entrance consists of a set of French doors, and fenestration consists of eight-over-one and four-over-one, double-hung windows. A tapered brick chimney rises up the center of the facade.
440 Allen St	1905	2 Contributing	A 2-story, 2-bay, single-family residence clad in diamond, scallop, and square-shaped wood shingles. The west facade features a full-width porch with pairs of fluted Ionic columns supporting a hipped copper roof. The porch also features a turned spindle bannister, a bracketed frieze, and a secondary set of steps covered by a round arch copper roof. Fenestration consists of one-over-one, double-hung windows in wide wood surrounds, often with Queen Anne or colored glass transoms. Festooning, an oval widow, and both flat and three-bay oriel windows are among the character-defining features. The asphalt shingle-clad hipped roof features a semi-hexagonal and a hipped dormer on the east and south slopes, respectively. A driveway along the south leads to a clipped gable-roof garage.
441-43 Allen St	1905	2 Contributing	A 2-story, 2-bay, single-family Foursquare-style residence with a full-width enclosed porch on the first story of the west facade. The house rests on a brick foundation, is clad in wood clapboards, and features six-over-one, double-hung windows on the house, with one-over-one types on the porch. The hipped roof, clad in asphalt shingles, features hipped dormers on each slope and a brick chimney rising from the north side. A concrete driveway along the south leads to a hipped roof single car garage.
444 Allen St	1925	2 Contributing	A 2-story single-family home with a brick foundation, clapboard cladding on the first story, and stucco on the second story and gable walls. Its east-facing facade boasts a full-width porch covered by a pent roof supported by Doric columns, featuring an Arts and Craft style bannister screen. The porch entrance, centered, comprises French Doors flanked by narrow one-over-one, double-hung windows with diamond lights, which is the prevalent fenestration pattern throughout the house.
445 Allen St	1905	2 Contributing	A 2-story single-family home on a stone foundation and clad in clapboards topped by a hipped roof. The west facade features 3 bays on the first story and a full-width porch under a hipped metal roof supported by pairs of Doric columns and a turned spindle bannister. The facade has 2 bays on the second story, including a three-sided bay window. There is a secondary entrance on the south elevation, along with three-sided and flat oriel windows. The eaves feature brackets, and the large secondary gables on three elevations feature varied decorative shingles. The roof is clad in asphalt shingles. A driveway along the south leads to the rear of the house and a gable roof shed.

Address	Date of Construction	Status	Description
447-49 Allen St	1905	2 Contributing	A 2-story, 3-bay brown brick single-family residence twice as deep as it is wide with a full-width porch on the west-facing facade, set upon a concrete foundation under a hipped roof with wide eaves. The facade is symmetrical, featuring French doors as a main entrance at the center of the first story flanked by one-over-one, double-hung windows. The remaining fenestration is varied, with six-over-one windows alone or in pairs, as well as fixed and casement windows. Character-defining features include flared brick voussoirs as window lintels, second-story balcony on the north elevation with a round arch doorway, and wide, bracketed eaves on the asphalt-shingle-clad hipped roof. A driveway along the south leads to a brick garage at the rear.
450 Allen St	1905	1 Contributing	A 2-story, 2-bay frame single-family Queen Anne-style residence on a rusticated stone foundation clad in wood clapboards on the main stories and shingles in the gable. Fenestration is primarily one-over-one, double-hung windows in trabeated surrounds, with some decorative Queen Anne window transoms. Other character-defining features include a three-sided bay window and a 3/4-width porch on the first story, a flat three-bay oriel window on the south elevation, Palladium window motifs, and gable dormers on the east slope of the asphalt shingle-clad, cross-gable roof.
455 Allen St	1905	1 Contributing	A 2-story, 2-bay frame single-family Queen Anne-style residence on a rusticated stone foundation clad in wood clapboards and shingles. Fenestration consists of one-over-one, double-hung vinyl windows. Window surrounds are decorative and varied with trabeated molded lintels, or festooned pediments. The west-facing facade of the first story features a one-bay covered porch with a gable roof supported by square columns and featuring brackets. The hipped roof is clad in asphalt shingles and features a gable dormer with a three-sided bay window on the west slope and a hipped dormer on the south.
460 Allen St	1905	2 Contributing	A 2-story, 5-bay frame single-family residence clad in wood shingles on a brick foundation. The house features a slight projection of 2 bays on the south, a wide 7-bay window narrow four-over-one windows in wide wood surrounds under a flared hipped copper roof. The entrance is in the center bay, under a small copper shed roof with square wood supports. Fenestration consists of six-over-one and eight-over-one vinyl windows is wood surrounds. A center window on the second story features a fan window. The hipped roof is clad in asphalt shingles and features gable dormers. A driveway along the north leads to a two-bay garage.
461-63 Allen St	1905	1 Contributing	A 2-story, 2-bay frame single-family clad in wood clapboards and featuring a full-width porch with Doric columns supporting a hipped roof. A similar porch covers a secondary entrance on the south elevation. Fenestration consists of six-over-one, one-over-one, and cottage-style windows in trabeated surrounds. The peak of the gable on the west-facing facade is clad in wood shingles, the front gable roof is clad in asphalt shingles and features cornice returns and a gable dormer on the south slope.
464 Allen St	1914	NRHP	Morgan Dunne House: a two and one-half story house with a mostly rectangular plan, sits on a brick base and measures 50 feet wide by 136 feet deep. A coal chute, now closed, provided access to the basement coal bin, while window wells on the south side allow light into the basement. The house features a gable-on-hipped roof with wide overhanging eaves, small gables on the north and west elevations, and a lower half clad in dark stained cedar clapboards, now covered by aluminum siding but intact.
465 Allen St	1905	2 Contributing	A 2-story, 2-bay, single-family residence with a full-width porch on the west-facing facade. The house rests on a stone foundation and is clad in wood clapboards on the first story and wood shingles on the second. Fenestration consists of cottage windows with Queen Anne transoms in trabeated surrounds. Character-defining features include flat pilasters on the second story facade with florets, bracketed eaves and a prominent half-timbered gable on the facade. The cross gable roof is clad in asphalt shingles.
470 Allen St	1905	2 Contributing	A 2-story, 2-bay, single-family residence with a full-width porch on the east-facing facade. The house rests on a stone foundation and is clad in wood clapboards on the first story and wood shingles on the second. Fenestration consists one-over-one, double-hung windows with decorative upper light divisions. Character-defining features include diamond shingles, molded cornices and brackets, and a prominent gable on the facade. The cross gable roof is clad in asphalt shingles.

Address	Date of Construction	Status	Description
501 Allen St	1905	2 Contributing	A 2-story, single-family residence clad in wood clapboards and shingles resting on a rusticated stone foundation. The west-facing facade features a first-story porch that extends one bay beyond the 2 bays of the second story and features fluted columns with Scamozzi capitals supporting a flat roof. Fenestration consists of one-over-one, double-hung vinyl windows in wood surrounds. Character defining features include denticulation along the porch eaves, a bracketed frieze above the second story, and overhanging eaves on the front gable roof. Gable dormers are on each slope of the asphalt shingle-clad roof. A one-story, 2-bay garage with a pent roof over the bays in at the rear.
503 Allen St	1924	2 Contributing	A 2-story frame side-entrance single-family residence built on a brick foundation, clad in clapboard beneath a gable roof featuring overhanging eaves, small horizontal brackets, and eave returns. The Allen Street façade is dominated by a central exterior brick chimney that rises through the roof peak, and the entrance is protected by a small projecting porch over four steps and a small landing. There are three porches on the house, all of which are part of the original structure. The south-side driveway leads to a detached two-car garage clad in clapboard beneath a front gable roof.
504 Allen St	1905	2 Contributing	A 2-story, 2-bay, single-family residence with a full-width porch with Tuscan Doric columns supporting a gable roof on the east-facing facade. The house rests on a rusticated stone foundation and is clad in asbestos shingles, with the gables clad in wood shingles. Fenestration is varied, including six-over-one, one-over-one, and awning style windows. The porch roof and the main cross gable roof feature molded eaves and cornice returns and are clad in asphalt shingles. A driveway along the south leads to a small one-bay hipped roof garage.
506 Allen St	1905	2 Contributing	A 2-story, 2-bay, single-family residence featuring a full width porch on the east-facing facade, which is covered by a shed roof supported by square columns. The house sits upon a concrete foundation and is clad in wood clapboards. Fenestration consists of six-over-one, double-hung windows, and includes a three-sided oriel window on the south elevation. A tapered brick chimney rises up the south elevation next to a secondary entrance covered by a small shed roof with brackets. The house terminates in a gable-on-hip roof, with clipped gables and dormers clad in asphalt shingles. A driveway along the south leads to a two-bay hipped roof garage.
515 Allen St	1904	1 Contributing	A 2-story, 2-bay, single-family Queen Anne-style house with a full-width porch on the west-facing facade featuring a hipped roof supported by square columns. The house rests on a precast concrete block foundation, is clad in wood clapboards, and fenestration consists of one-over-one, double-hung as well as decorative Queen Anne windows. A Palladian window is featured in the facade gable. The hipped roof is clad in asphalt shingles and features gable dormers with articulated friezes and brackets.
516 Allen St	1904	2 Contributing	A 2-story, 2-bay, single-family residence featuring a full width porch on the east-facing facade, which is covered by a hipped roof supported by square columns with lattice work featuring geometric shapes. The house rests on a brick foundation and is clad in wood clapboards on the first story and wood shingles on the second. Fenestration consists of one-over-one, double-hung windows. The side gable roof is clad in asphalt shingles and features a hipped dormer on the east slope. A driveway along the northleadsto a one-bay hipped roof garage behind the house.
519 Allen St	1928	2 Contributing	A 2.5-story frame side-entrance single-family residence resting on a brick foundation, clad in clapboard beneath a gable roof with overhanging eaves, small horizontal brackets, and eave returns. The façade facing Allen Street is dominated by a central exterior brick chimney that rises through the roof peak. The entrance is protected by a small projecting porch over four steps and a small landing and has a Palladian window above the door. The driveway leads to a detached two-car garage located on the north side of the house.
522 Allen St	1905	1 Contributing	A 2-story, 3-bay, single-family residence with a full-width porch on the symmetrical east-facing facade and resting on a rusticated stone foundation. The porch features paired doric columns rising to an entablature with dentiles and paired brackets, supporting a low-slung hipped roof. Fenestration includes one-over-one, double-hung vinyl windows with diamond-shaped lights in the upper sash in trabeated surrounds. The steep cross-gable roof is clad in asphalt shingles.

Address	Date of Construction	Status	Description
523 Allen St	1910	2 Contributing	A 2-story, 2-bay, single-family residence with a full-width porch on the west-facing facade. The house rests on a precast stone foundation and is clad in wood clapboards. The facade porch is supported by Tuscan Doric columns that rise to a molded frieze and a hipped roof. Fenestration is varied and includes cottage-style windows and one-over-one, double-hung windows with Queen Anne upper sashes. Windows are set in molded wood surrounds. The west and south slopes of the asphalt shingle-clad hipped roof feature hipped dormers. The roof line features bracketed eaves. A three-bay gable roof garage is located at the rear which features a hipped central dormer.
527 Allen St	1928	2 Contributing	A 2-story frame side-entrance single-family Colonial Revival residence set on a brick foundation and beneath a front gable roof with overhanging eaves and eave returns. The first story is clad in wide clapboard, and the second story and gable are sided with shingles in a pattern of thin and thick rows. A slightly less-than-full-width porch spans the facade with a low hipped roof supported by three square wooden piers and is accessible only through twin multi-pane wood and glass doors from the inside. The level lot has a north-side driveway that leads to a two-car gable roof garage at the rear of the lot.
528 Allen St	1910	2 Contributing	A 2-story, 2-bay, single-family residence resting on a brick foundation with a full-width, screen-enclosed porch on the east-facing facade covered by a hipped roof supported by square columns. Fenestration consists of six- or eight-over-one double-hung windows in flat wood surrounds. A secondary covered entrance is located on the north elevation. The asphalt shingle-clad roof features a gable-on-hip feature on the facade and wide dormers are located on the north and south slopes. A two-bay garage is located at the rear of the house.
530 Allen St	1905	2 Contributing	This house is a late variation of the Shingle style and has a fine example of a cross-gable gambrel roof that, on the main facade, ties the roof into the second story. The gables act as large dormers and expand the height of the third floor, turning what would be the attic into living space. The front porch employs piers instead of columns, and these are sheathed in shingles like the rest of the house and feature ornate brackets that support the porch roof.
533 Allen St	1905	1 Contributing	A 2.5-story frame side-entrance single-family residence built in the American Foursquare style atop a cast block foundation, clad in narrow clapboard and surmounted by a hipped roof with overhanging eaves and decorative brackets under the west façade dormer. A full-width 1-story open porch spans the façade, with a low hipped roof supported by four six slender wooden Tuscan Doric columns. A brick chimney rises against the north exterior wall near the front of the house, and a small first story hipped roof window bay projects from the north side.
536 Allen St	1915	1 Contributing	A Dutch Colonial Revival adaptation with a steep side-gable roof over a large attic with two front dormers and side windows. As usual with Dutch Colonial houses, there is overhang at the gable ends, which contrasts with the wide flared eaves in front. The house faces east, and its main entrance is on the south side beneath a narrow, low-pitched roof supported by pairs of corbels alongside walls and front porch.
540 Allen St	1915	1 Contributing	A 2-story frame side-entrance single-family Queen Anne-style residence with a stone foundation, wood clapboards and a cross gable roof. The symmetrical facade facing Allen Street features a one-story porch covered by a hipped roof supported by Doric columns. Fenestration includes one-over-one, and six-over-six, double-hung wood windows in trabeated surrounds. Character-defining features also include brackets, denticulated cornice, cornice returns at each corner, and three-bay oriel windows; on the north side of the first story and at the center of the second story. The roof is clad in asphalt shingles.
541 Allen St	1910	2 Contributing	A 2.5-story residence beneath a high-pitched hipped roof, crossed by a large front gable with full cornice return, adjacent to a small gable dormer, and flanked by larger gable dormers on the sides, each dormer with cornice returns. The house is fronted by a full-width hipped porch on square columns with a gable marking the entrance, the pediment containing decorative wood or plasterwork. The house sits on cast block foundation, is clad in clapboard, and contains double hung windows with diamond upper panes, as well as one-over-one windows and large windows with transoms, all windows with trim. A driveway to the north leads to a hipped stucco-clad one-car garage.

Address	Date of Construction	Status	Description
547 Allen St	1910	2 Contributing	A 2.5-story residence beneath a high-pitched hipped roof, with large gable dormers on the sides and a smaller gable dormer centered in the front, the hipped roof and gables all underscored by exposed rafter tails. The three-bay-wide front fenestration is nearly symmetrical with double doors in the center, flanked by six-over-one windows, but the porch wraps around from the center to the south elevation, supported by grouped columns with brackets and a gable above the entrance. The foundation is concrete block, the siding is clapboard, and the windows have trim. A driveway to the north leads to a side gable two-car garage.
553 Allen St	1950	Non-contributing	One non-contributing building (due to age).
603 Allen St	1908	1 Contributing	A 2.5-story residence beneath a side gable roof with cornice returns, topped by a centered gable dormer with cornice returns, and fronted by a centered pedimented portico on rounded columns, with a hipped porch on the west elevation. The foundation is brick, the siding is clapboard, the windows are one-over-one with thin trim, and there is a brick chimney bisecting the west elevation.
610 Allen St	1912	2 Contributing	A 1.5-story frame single-family residence in the Arts & Crafts style, beneath a side gable roof. The south-side driveway leads to a one-car gable garage at the rear of the level lot.
615 Allen St	after 1908	2 Contributing	A 2.5-story frame single-family Colonial residence clad in aluminum siding beneath a side gable roof. The north-side driveway leads to a two-car garage at the rear of the level lot.
623 Allen St	after 1908	1 Contributing	A 2.5-story frame single-family Craftsman residence beneath a side gable roof. The north-side driveway leads to a one-car flat roof semi-attached garage.
627 Allen St	after 1908	2 Contributing	A 2.5-story frame single-family residence built in the Foursquare style, clad in clapboard siding beneath a hipped roof. The full-width 1-story porch has a low hipped roof and is supported by three groups of slender square wood columns, with the columns of each group joined by a full-height wood trellis. The south-side driveway leads to the side entrance and a one-car hipped roof garage in the rear of the level lot.
631 Allen St	after 1908	1 Contributing	A 2.5-story frame single-family residence beneath a hipped roof. The house is built in the Foursquare style, with clapboard siding on the first story and shingles on the second.
635 Allen St	ca. 1915	2 Contributing	A 2.5-story frame single-family residence built in the Colonial Revival style beneath a side gable roof. The south-side driveway leads to a two-car hipped roof garage.
637 Allen St	after 1908	2 Contributing	A 2-story frame side-entrance single-family residence with a gable roof featuring overhanging eaves, small horizontal brackets, and a pedimented gable. The façade facing Allen Street is dominated by a central exterior brick chimney that rises through the gable and the roof peak. The south-side driveway leads to a two-car gambrel roof garage designed to match the architectural style and details of the house.
639 Allen St	after 1908	2 Contributing	A 2-story frame side-entrance single-family residence in the Colonial Revival style, with a gable roof featuring overhanging eaves, small horizontal brackets, and a pedimented gable. The façade facing Allen Street is dominated by a central exterior brick chimney that rises through the gable and the roof peak. The south-side driveway leads to a one-car gable roof garage with a pull-down door.
653 Allen St	after 1908	2 Contributing	A 2.5-story frame single-family residence in the Foursquare style, with shingle siding and a hipped roof. The south-side driveway leads to a two-car hipped roof garage at the rear of the lot.
655-57 Allen St	after 1908	2 Contributing	A 2.5-story multi-family residence beneath a side gable roof with full cornice return and frieze trim, topped by a large gable dormer with returns and containing a Palladian window. The house is fronted by a full-width front porch on square columns, with a decorated gable marking the entrance, and the porch extends into a recess on the north elevation where it has a second story as well. There is a semi-hexagonal bay beneath the front dormer. The house sits on cast block foundation, is clad in clapboard with bands of trim down the corners, and contains windows with trim which are primarily four- or six-over-one, except for the Palladian and the two windows flanking the entrance which have large blank panes with transoms above.
659 Allen St	after 1908	2 Contributing	A 2.5-story frame single-family residence built in the Foursquare style, with shingle siding and a hipped roof. The south-side driveway leads to a one-car hipped roof garage at the rear of the lot.

Address	Date of Construction	Status	Description
661 Allen St	after 1908	1 Contributing	A 2.5-story frame single-family residence with a hipped roof. The house is built in the Foursquare style, with clapboard siding on the first story and shingles on the second.
679 Allen St	after 1908	2 Contributing	A 2.5-story frame single-family residence with a hipped roof. The house is built in the Foursquare style, with wide clapboard siding. The south-side driveway leads to a one-car hipped-roof garage at the southeast corner of the level lot.
680 Allen St	after 1908	2 Contributing	A 2.5-story single-family residence in the Arts & Crafts style, with a front gable roof. The south side driveway leads to a one-car hipped roof garage at the southwest corner of the level lot.
681 Allen St	after 1908	2 Contributing	A 2.5-story frame single-family residence with a side gable roof. The south side driveway leads to a two-car front-gable garage at the rear of the level lot.
682 Allen St	after 1908	2 Contributing	A 2.5-story frame single-family residence with a side gable roof. The south side driveway leads to a two-car hipped roof garage at the southwest corner of the level lot.
685-87 Allen St	after 1908	2 Contributing	A 2-story frame multi-family residence with a cast block foundation, vinyl siding, and an elongated hipped roof featuring projecting hipped roof dormers on each side. The two-bay façade includes a projecting chamfered bay on the north and adjacent entrance doors on the south. The lot is level and has a two-car hipped roof garage with original doors.
689 Allen St	ca. 1905	2 Contributing	A 2-story frame multi-family residence with a cast block foundation, vinyl siding, and an elongated hipped roof featuring projecting hipped roof dormers on each side. The two-bay façade includes a projecting chamfered bay on the north and adjacent entrance doors on the south. The lot is level and has a two-car hipped roof garage with original doors.
704-06 Allen St	ca. 1915	1 Contributing	A 2.5-story residence beneath a wide front gable roof with overhanging eaves and exposed rafter tails, fronted by a half-width gable projection, and topped by hipped dormers. The projection roofs an enclosed sunroom on the second story, adjacent to a hipped oriel window, while below it is the full-width front porch on thick square columns. The foundation is concrete block, the siding consists of wide horizontal boards, and the windows are six-over-one in trim with cornice lintels.
708-10 Allen St	ca. 1915	2 Contributing	A 2.5-story multi-family residence beneath a wide jerkinhead roof with flared overhanging eaves, fronted by a flared gable projection containing a 2-story porch on solid railings and thick piers. Adjacent to the 2-story porch is a 1-story porch for the two doors, containing a small gable. The foundation is brick, the siding consists of wide horizontal boards, there is a brick chimney on the north elevation, and there are several narrow multi-pane fixed or casement windows in the front, but mostly six-over-one windows on the sides, all in trim. A driveway to the north leads to a garage.
711 Allen St	ca. 1915	2 Contributing	A 1.5-story residence beneath a hipped roof with overhanging eaves, topped by hipped dormers on all sides. There is a half-width front porch of solid railings with siding-clad piers topped by short square columns, the piers and corners decorated by vertical trim. The siding is clapboard and the windows are one-over-one in trim, with a Chicago window adjacent to the porch, and paired windows in the dormer. A driveway to the south leads to a hipped garage.
715 Allen St	1920	1 Contributing	A 2.5-story residence beneath a jerkinhead roof, with jerkinhead dormers on either side, the eaves overhanging and underscored by exposed rafter tails, and the jerkinhead ends containing stucco and stick work. The house is fronted by a full-width gable front porch with barge board and stick work, supported by thick columns. The house sits on concrete block foundation, is clad in clapboard on the first story and shingle on the second, and has a variety of window types, including twelve-over-one windows, single-sash windows with decorative panes, and double-hung windows with diamond upper panes, all windows in thick trim with cornice lintels.
716 Allen St	ca. 1915	1 Contributing	A 2-story residence beneath a T-shaped cross gable roof, where the shorter central gable is on the side elevation, and trim runs along the roofline. The house is fronted by a full-width hipped porch on wood columns, which extends into the corner formed by the cross gable, where the entrance is located. The house is clad in clapboard with trim running down the wall corners, and the windows are largely six-over-six in trim with cornice lintels.
720-22 Allen St	ca. 1915	1 Contributing	A 2-story frame multi-family residence with a cast block foundation, clapboard siding, and an elongated hipped roof featuring projecting hipped roof dormers on each side. The two-bay façade includes a projecting chamfered bay on the north and adjacent entrance doors on the south. The level lot has a north side driveway and no garage.

Address	Date of Construction	Status	Description
721 Allen St	ca. 1915	2 Contributing	A residence built in the Arts & Crafts style, with real half timbering building up large side-gable walls with exposed planks and plaster fill panels. Two large multi-window dormers rise from within the sharply sloping roof that extends over a front porch.
724-26 Allen St	ca. 1915	2 Contributing	A 2-story frame multi-family residence with a brick foundation, clapboard siding, and an elongated front gable roof featuring projecting gable roof dormers on each side. The two-bay façade includes a projecting chamfered bay on the north and adjacent entrance doors on the south. The level lot has a north side driveway that leads to a garage at the rear of the property.
725 Allen St	1912	1 Contributing	Eugene F. House: The 2-story house has side-facing parapet gables and a roof that slopes to the top of the first-story wall, with a broad shed dormer across the front that holds second-story windows. The shingled house has its entrance off-center on the north side of the facade, set under a projecting cover supported by brackets. There is a 1-story porch projecting from the south side with lattice work between square columns.
729-31 Allen St	ca. 1915	2 Contributing	A 2-story frame multi-family residence with a cast block foundation, clapboard siding, and an elongated hipped roof featuring projecting hipped roof dormers on each side. The two-bay façade includes a projecting chamfered bay on the north and adjacent entrance doors on the south. The level lot has a narrow driveway on the south side that leads to a garage.
730-32 Allen St	ca. 1915	2 Contributing	A 2.5-story multi-family residence beneath a hipped roof with a gable roof dormer and half-width gable projection in the front, which tops an enclosed sunroom on the second story, below which is a full-width porch. The eaves overhang with exposed rafter tails, and the porch is supported by grouped columns with trellises between them. The house sits on cast block foundation, is clad in horizontal boards, has a brick chimney on the south elevation, and contains a variety of windows in trim with cornice lintels, with a four-pane window in the gable peak, a pair of six-over-one windows in the dormer, and a tripartite window on both stories in the front, which have wide twelve-over-one windows in the center and narrow six-over-one windows on the sides. A driveway to the south leads to a gable two-car garage.
733-35 Allen St	ca. 1915	2 Contributing	A 2-story frame multi-family residence with a cast block foundation, painted aluminum siding, and an elongated hipped roof featuring projecting hipped roof dormers on each side. A two-bay façade includes a projecting chamfered bay on the north and adjacent entrance doors on the south. The level lot has a narrow driveway on the north side that leads to a two-car hipped roof garage.
734-36 Allen St	ca. 1915	2 Contributing	A 2-story frame multi-family residence with a cast block foundation, vinyl siding, and an elongated front gable roof featuring projecting gable roof dormers on each side. A two-bay façade includes a projecting chamfered bay on the north and adjacent entrance doors on the south. The level lot has a north side driveway that leads to a garage at the rear of the property.
737-39 Allen St	ca. 1915	2 Contributing	A 2-story frame multi-family residence with a cast block foundation, painted aluminum siding, and an elongated hipped roof featuring projecting hipped roof dormers on each side. A two-bay façade includes a projecting chamfered bay on the north and adjacent entrance doors on the south. The level lot has a narrow driveway on the north side that leads to a one-car front gable garage.
738 Allen St	ca. 1915	1 Contributing	A 2.5-story residence beneath an L-shaped cross gable roof where the front gable projection is quite shallow, and the gable ends and gable roof dormer contain full cornice returns. The house is fronted by a full-width porch on square columns. The house appears to sit on stone foundation, is clad in clapboard, and contains one-over-one windows in trim, paired in the dormer but mostly present individually.
742 Allen St	ca. 1915	2 Contributing	A 2.5-story frame single-family side-entrance residence surmounted by a side-gable steeply pitched roof. The house is built on cast block foundations and is clad with clapboard siding on the first story and shingle on the second. The front roof extends beyond the façade to form a full-width 1-story porch supported by four Tuscan Doric columns. A north side driveway leads to a one-car front gable frame garage at the northwest corner of the lot.

Address	Date of Construction	Status	Description
743 Allen St	ca. 1915	1 Contributing	A 2-story residence beneath a jerkinhead roof with the gable ends on the sides, topped by a wide shed roof dormer, and with the front slope extended to roof a full-width porch on square columns with brackets and arched openings. The roof eaves overhang and are underscored by exposed rafter tails, and X-shaped stick work is present in the dormer. The first story and dormer are clad in rough stucco, the second story in wood shingles, and the windows, all in trim, are mostly one-over-one, save for a window with decorative hexagonal panes and an octagonal window on the south elevation.
744 Allen St	ca. 1915	2 Contributing	A 2.5-story residence beneath a front gable roof with overhanging eaves, fronted by a full-width hipped porch on square columns. The foundation is concrete block, the siding consists of wide horizontal boards, there is a brick chimney on the north elevation, and the windows are largely six-over-one in trim. A driveway to the north leads to a gable two-car garage with large stick work in the pediment.
747-49 Allen St	ca. 1915	2 Contributing	A 2-story frame multi-family residence with a cast block foundation, clapboard siding on the first story and shingle siding on the second, and an elongated hipped roof featuring projecting hipped roof dormers on each side. A two-bay façade includes a projecting chamfered bay on the north and adjacent entrance doors on the south. The level lot has a narrow driveway on the north side that leads to a two-car hipped roof garage.
750-52 Allen St	ca. 1915	1 Contributing	A 2.5-story residence beneath a side gable roof with full cornice return and frieze trim, topped by two hipped roof dormers containing a single six-pane window. The front façade is split symmetrically into two residences, with a gable entrance porch on either side with square columns, and two one-over-one windows on each story between them. The foundation is concrete, the siding consists of horizontal boards, and the windows have trim and cornice lintels, save for the second-story windows abutting the frieze trim.
751 Allen St	ca. 1915	1 Contributing	A 2.5-story residence beneath a high-pitched side gambrel roof, topped in the front by a half-width cross gambrel with cornice returns, and a gable roof dormer with full cornice return. The house is fronted by a full-width shed-roofed porch on solid railings of wood boards and square columns, and there is a 2-story porch on the south elevation. The foundation is rusticated cast block, the siding consists of wide horizontal boards, and the windows are one-over-one in trim with cornice lintels.
753 Allen St	ca. 1915	2 Contributing	A 2.5-story residence beneath a hipped roof, with a wide central gable in the front that projects slightly over the full-width front porch, and the overhanging eaves of the roof underscored by exposed rafter tails with brackets in the gable. The front porch is supported by square columns. The foundation is rusticated cast block, the siding is shingle with stick work in the gable, and there is a stucco-clad chimney on the south elevation. There is a tripartite window with four-over-one's flanking an eight-over-one, there are two eight-over-one windows in the gable, and there is a row of multi-pane windows in the gable peak, with the central window containing decorative panes. A driveway to the south leads to a hipped two-car garage.
754 Allen St	ca. 1915	1 Contributing	A 2.5-story residence beneath a hipped roof with frieze trim, topped by a hipped dormer on the front and on the side. The house is fronted by a full-width hipped porch on square columns, and the first story is taller than the second. The house sits on cast block foundation, is clad in clapboard on the first story and shingle on the second, and the windows are largely six-over-one in trim, the second-story windows abutting the frieze trim.
757 Allen St	ca. 1915	1 Contributing	A 2.5-story residence beneath a hipped roof, with a wide central gable in the front that projects slightly over the full-width front porch, and the overhanging eaves of the roof underscored by exposed rafter tails with brackets in the gable. The house is fronted by a full-width hipped porch on rounded columns. The foundation is rusticated cast block, the siding is clapboard on the first story and shingle above with trim on the corners and between the stories, and there is a brick chimney on the south elevation. The windows are mostly one-over-one in trim, alongside a Palladian window with diamond panes in the gable, and a tripartite window on the front.
758 Allen St	ca. 1915	1 Contributing	A 2.5-story residence beneath a side gable roof with overhanging eaves and a small central shed roof dormer in the front. The house is fronted by a full-width hipped porch on paired columns with trellises in between them. The house sits on cast block foundation and is clad in horizontal boards, and its windows are generally six-over-one with a tripartite window flanked by four-over-one's on the first story, each window in trim and some with shutters.

Address	Date of Construction	Status	Description
684 Allen St & Clarke St	ca. 1915	2 Contributing	Charles Pack House: A spacious screened porch, articulated with Tuscan Doric columns, runs the length of the Allen Street side of the house. The living room features a ceiling-high fireplace of large cobblestones, which the owner rediscovered during a remodeling project. The westside driveway from Clarke Street leads to a two-car hipped-roof garage with a projecting dormer window.
691 Allen St & Clarke St	ca. 1915	1 Contributing	A 2-story frame side-entrance single-family Colonial Revival residence with a gable roof featuring overhanging eaves, small horizontal brackets, and eave returns. The façade facing Allen Street is dominated by a central exterior brick chimney that rises through the roof peak. The front entrance faces Clarke Street.
701 Allen St & Clarke St	ca. 1915	1 Contributing	A 2.5-story Dutch Colonial Revival frame single-family residence with a gambrel roof featuring overhanging eaves. The entrance façade faces Clarke Street, and the façade facing Allen Street is dominated by a central exterior brick chimney that rises through the roof peak. This corner lot rises slightly to the southeast.
557 Allen St & Harvard Pl	1890	1 Contributing	A 2.5-story residence beneath a hipped roof with a cross gable over a 2-story semi-hexagonal bay projection in the front and another on the side, the gables containing full cornice returns, and the roofline underscored by trim which is replicated between the first and second stories. In the corner between the hipped mass and the front gable projection is an entrance porch with a gable containing multiple bands of trim, elaborate turned spindle columns with carved brackets, spindle railings, and spindlework frieze. The walls are richly ornamented, mostly consisting of narrow clapboards with large, multi-colored bands of trim along the first story, and trim along the corners, a band of scalloped shingles along the second and in the gables, brackets in the bay projection corners, and some windows with bottom panes replaced by decorated wood panels. The windows are largely one-over-one in trim, save for the gable windows which have small perimeter panes, and the windows with wood bottom panels have stained-glass upper panels.
560 Allen St & Harvard Pl	1912	1 Contributing	A 2.5-story residence beneath a hipped roof with frieze trim and patterned molding, topped by multiple sets of gable dormers with cornice returns and decorative elements. The three-bay-wide front façade is symmetrical with a recessed entryway behind a pedimented portico with a carved underside and rounded columns, with tripartite one-over-one windows on either side and directly above, and individual one-over-one windows on either side of the second story. There is also a 2-story porch on the east elevation with turned spindle railings and rounded columns. The foundation is brick and contains glass block windows, the first story is taller than the second and is likewise clad in brick with brick lintels and stone keystones for the windows, and the second story contains alternating rows of thick and narrow shingles, with a band of trim separating the two stories and trim around its windows.
600 Allen St & Harvard Pl	1908	2 Contributing	A 2.5-story residence beneath a side gable roof with frieze trim and returns, topped by three arched dormers on the front façade which each contain a six-over-one window. The wide central mass is symmetrical in the front with the entrance in the center, decorated by sidelights and fanlight and behind a pedimented portico on rounded columns, flanked by six-over-one windows in trim, and there is an overlapping gable extension on the south elevation of almost the same width and height. The foundation is brick, the siding is clapboard, and there is a porch on rounded columns on the north elevation. A driveway to the south leads to a hipped two-car garage.
601 Allen St & Harvard Pl	1908	2 Contributing	A 2.5-story residence beneath a gable-on-hip roof with gables facing the sides, topped by arched dormer with drip molding and containing windows with decorative upper panes. The house is fronted by a full-width porch with grouped rounded columns, trellises between them and wide arches with keystones connecting each group. The front fenestration is symmetrical, with the centered entrance flanked by sidelights with decorative panes, a pair of porch doors on either side, and sets of one-over-one windows in trim on the second story. The foundation is rusticated cast block, there is a brick chimney on the north elevation, and the siding is clapboard with trim between the two stories. There is a one-car garage to the east with a hipped roof and four-over-one windows.

Address	Date of Construction	Status	Description
707 Allen St To Clarke St	ca. 1915	2 Contributing	A 2.5-story residence beneath a front gable roof, with gable dormers on the sides, frieze trim around the roofline and, in the gable end, full cornice return, shingle siding, and another band of cornice running above the pediment window. The house is fronted by a full-width porch on rounded columns with trellises on the sides, and on the side is a semi-hexagonal 2-story bay. The siding consists of narrow horizontal boards, and the windows are six-over-one or, in the gable, six-over-six, with trim and cornice returns which about the trim on the second story.
102 Avondale Pl	ca. 1905	1 Contributing	A 2.5-story residence with side-gable roof and a projecting 2-story, bow-faced cross gable on the west side of the facade that rises from a cast-stone foundation. The center, double-leaf door is located under a hipped-roof porch with square wood columns. The residence is clad in wood shingle and features one-over-one, double-hung windows. The roof is asphalt shingle and features gable-front roof dormers. The lot is flat with a driveway located to the east side. No garage.
103 Avondale Pl	ca. 1905	1 Contributing	A 2.5-story, wood-clapboard sided residence on a cast-stone foundation, featuring a hipped roof with a projecting cross-gable on the east side of the facade and a small, hipped-roof dormer. The center entrance features a double-leaf wood door located under a full-width, hipped-roof porch supported on round wood columns. The porch roof intersects a two-story projecting bay that is capped by the projecting cross-gable. The windows are one-over-one, double-hung sash with wide wood trim. The lot is flat with a driveway located to the east. No garage.
104 Avondale Pl	ca. 1905	1 Contributing	A 2.5-story, wood-shingle sided, gable-front residence with decorative wood shingle in the gable end. The entrance is located on the west side of the facade under a narrow hipped-roof porch supported by square columns. East of the entrance is a square hipped-roof bay window. The windows are one-over-one, double-hung sash with wide wood trim. The site is flat with a driveway to the east. No garage.
105 Avondale Pl	ca. 1905	1 Contributing	A 2.5-story, wood-shingle sided Four-square residence on a cast-stone foundation. The wide hipped roof features a prominent front-gable attic roof dormer. The double-leaf wood door is centered under a full-width, hipped-roof front porch on turned wood columns. The windows are one-over-one, double-hung sash with wide wood trim. The parcel is flat with the driveway located to the east. No garage.
106 Avondale Pl	ca. 1905	2 Contributing	A 2.5-story, wood-shingle sided residence on a cast-stone foundation, featuring a pyramidal roof with a projecting cross-gable on the east side of the facade and a smaller, hipped-roof dormer. The center entrance features a double-leaf wood door located under a full-width, hipped-roof porch supported on fluted, round wood columns. The porch roof intersects a two-story projecting bay that is capped by the projecting cross-gable. The windows are one-over-one, double-hung sash with wide wood trim. The lot is flat with a driveway located to the east leading to a hipped-roof, single-car garage.
107 Avondale Pl	ca. 1905	1 Contributing	A 2.5-story, wood-shingle residence on a cast-stone foundation and a projecting front-gable. The off-center front entrance is located under a hipped-roof, full-width, wrap-around porch on plain square posts. Next to the entrance on the ground story is a 3-sided bay. The windows are one-over-one, double-hung and a set of three windows in the attic gable end. The lot is flat and narrow with a driveway to the east. No garage.
108 Avondale Pl	ca. 1905	1 Contributing	A 2.5-story, Queen-Anne style, shingle-sided residence with a side-gable roof and a rusticated stone foundation. A 2.5-story, 3-bay, hipped-roof tower rises above the eave line to the attic story. Next to the tower is a prominent hipped roof dormer. The off-center entrance features a double-leaf wood door and is located under a hipped-roof porch supported by plain wood posts. The lot is flat with a driveway to the east. No garage.
109 Avondale Pl	ca. 1905	2 Contributing	A 2.5-story, wood shingle-sided, side-gable residence on a cast-stone foundation. The west corner of the house is clipped by one bay up to the roofline. The roof features two, hipped-roof dormers. The double-leaf, front door is centrally located under a hipped-roof porch supported by square wood columns. Windows are one-over-one, double-hung sash. The parcel is flat with a driveway to the west and a hipped-roof, two-car garage.
110 Avondale Pl	1954	Non-contributing	One non-contributing building (due to age).

Address	Date of Construction	Status	Description
111 Avondale Pl	ca. 1905	1 Contributing	A 2-story, clapboard-sided, side-gable residence. The main entrance is on the east side under a entrance on the east facade under a hipped-roof porch supported by square columns. A hipped-roof porch with square columns spans the width of the facade and features two sets of french doors. The paired second-story windows are one-over-one, double-hung sash. The parcel is flat with a drive on the west side. No garage.
112 Avondale Pl	ca. 1905	1 Contributing	A 2.5-story, side-gable duplex residence with vinyl siding and a smooth block foundation. The paired entrances are located under a full-width, hipped-roof porch supported by square wood posts. Centered above the front porch is an open, second-story, gable-front porch supported by square wooden columns. The windows are eight-over-one, double-hung sash. The parcel is flat with a driveway to the east. No garage.
113 Avondale Pl	1926	2 Contributing	A 2.5-story, wood shingle-sided residence with a clipped side-gable roof and located on a smooth block foundation. The front entrance is centrally located under a three-quarter width porch supported on paired, square columns. Above the entrance, is an open second-story porch with a prominent front gable. The roof features two hipped-roof dormers. The windows are primarily one-over-one, double-hung sash. The parcel is flat with a driveway to the east and a gable-roof, two car garage.
114 Avondale Pl	ca. 1905	2 Contributing	A 2.5-story, Queen-Anne style, vinyl clapboard-sided residence with a hipped roof and cross gables on a rusticated stone foundation. The double-leaf front entrance door is located under a partial-width porch that wraps around the east corner of the house and is supported by square wood columns. On the west side of the façade, a three-sided bay rises to the second story and is capped at the roof line by a wide gable featuring a Palladian window in the gable end. The windows are one-over-one, double-hung sash. The parcel is flat with a driveway to the east with a hipped-roof, two-car garage.
115 Avondale Pl	ca. 1905	1 Contributing	A 2.5-story, clapboard-sided, hipped-roof residence on a cast-stone foundation. The off-center, double-leaf door is located under a full-width, hipped-roof porch supported on round wood columns. The front-gable roof dormer at the attic level features paired diamond pane windows. The windows are primarily one-over-one, double-hung-sash with wood trim. A decorative oval window with wide trim is centrally located on the second story of the façade. The parcel is flat with a driveway to the east. No garage.
116 Avondale Pl	1925	1 Contributing	A 2.5-story, vinyl-sided, cross-gable residence on a cast-stone foundation. The off-center entrance is located under a hipped-roof porch with square posts that wraps around the east side of the house. The principle facade features two windows on the first story, paired windows on the second story and a single window in the attic gable end.
117-119 Avondale Pl	ca. 1905	1 Contributing	A 2.5-story, clapboard-sided, gable-front duplex on a cast-stone foundation. The entrance doors are located to either side of a dormer window under a full-width, hipped-roof porch supported by round wood columns. A second-story, open porch is located on the east side of the main facade under a projecting gable roof supported by round columns. The windows are six-over-one with wood surrounds and a triple window with diamond panes is located in the attic gable end. The site is flat with a driveway located on the west side.
100 Avondale Pl & Greenwood *	ca. 1905	1 Contributing	A 2.5-story, shingle-sided, hipped-roof house featuring paired doors under a full-width, hipped-roof porch on square posts. The primary facade is symmetrically arranged with single windows on the ground floor, paired windows on the second floor and a palladian window in the roof dormer end. The corner lot site is flat with a driveway off Greenwood Place. No garage.
101 Avondale Pl & Greenwood *	ca. 1905	1 Contributing	A 2.5-story, vinyl-clapboard sided residence on a cast-stone foundation, featuring a hipped roof with a projecting cross-gable on the east side of the façade and a small, gable-front roof dormer. The front porch is enclosed with an angled front entrance. A two-story projecting bay is located on the east side of the main facade that is capped by the cross-gable roof. The windows are primarily one-over-one, double-hung sash with wide wood trim. The corner lot is flat with a driveway located off Greenwood Place. No garage.

Address	Date of Construction	Status	Description
107 Bassett St	ca. 1900	1 Contributing	A 2.5-story frame single-family residence built in the American Foursquare style upon a cast stone foundation, clad in brick on the first story and shingles on the second, beneath a hipped roof featuring extending eaves supported by elaborate brackets. A hipped roof dormer projects from the front and both sides of the roof; each dormer has three short attached vertical windows with the central window slightly wider than those on the sides. The lot steeply rises to the south, making the basement level a full story in height, and there is no driveway or garage.
117 Bassett St	ca. 1895	1 Contributing	A 2-story frame single-family front-gable residence built on an L-plan and clad in vinyl siding, with a cross-gable roof featuring returning eaves beneath the west gable. A small enclosed entrance block is set in the angle of the "L." The lot slopes steeply to the southwest, and there is a short north side driveway.
119-21 Bassett St	ca. 1900	1 Contributing	A 2-story front-gable two-family house with a rectangular plan, sheathed in wide clapboards. A recent full-width wood platform porch with two sets of wood steps fronts the house, leading to a single replacement door main entrance on the north side of the west façade, and a second entrance on the south leads to an enclosed porch.
127 Bassett St	ca. 1895	1 Contributing	A 2-story cross-gable single-family residence clad in vinyl siding built on a T-shaped plan. A full-width hipped-roof porch spans the front and wraps the corner along the north side terminating at the main entrance at the angle of the "T".
128 Bassett St	ca. 1895	1 Contributing	A 2-story cross-gable single-family residence clad in vinyl siding. The principal facade has a bay window on the first story and the entrance is recessed under a porch with a steeply pitched hexagonal roof. The house is sited on top of a steep incline and is accessed via concrete stairs and there is a driveway on the south side.
129-31 Bassett St	ca. 1895	1 Contributing	A 2-story Italianate-style single-family residence built on a rubble stone foundation. The low-pitched hipped roof is underscored by brackets and the siding is wood shingles. The principal rectangular mass extends by a single bay on the north elevation forming a shallow T-shaped plan. A full-width hipped-roof porch spans the front elevation and turns the corner on the north side, terminating at the angle of the "T" and the main entrance. Concrete steps lead from the sidewalk in a straight run to north end of the porch.
130 Bassett St	ca. 1895	Non-contributing	One non-contributing building (due to integrity).
134 Bassett St	ca. 1895	1 Contributing	A 2-story front-gable three-family residence sheathed in novelty siding with decorative shingles in the gables, which are framed by full cornice returns. Fully three bays wide, the right-hand two bays project under a pediment. A full-width porch spans the two projecting bays and the main entrance on the south end of the facade. A large cross-gable rises approximately halfway along the length of the house. An enclosed second story porch occupies the southern bay. The house is set atop a gently rise with concrete steps on the south side and a driveway on the north.
136 Bassett St	ca. 1895	1 Contributing	A 2-story hipped roof two-family residence with a projecting front gable supported by corner brackets comprising the northern half of the front elevation. A recessed two-story porch framed by low walls fills the southeast corner. The house is sheathed in clapboard bisected by a horizontal band of decorative wood shingles between stories. Matching shingles are found in the gables and on the porch railing walls.
137 Bassett St	ca. 1890	2 Contributing	A 2-story frame single-family front-gable residence built on a cut stone foundation, with stone laid irregularly. The narrow house is built on an L-plan, clad in clapboard, and surmounted by a cross-gable roof. A small, 1.-story entrance block is set in the angle of the "L" on the south and is covered by a shed roof supported by wood spindles. There is a south driveway leading to a one-car gable-roofed garage.
138 Bassett St	-	Not Counted	Vacant Lot
139 Bassett St	ca. 1895	1 Contributing	A 2-story frame two-family residence with a rectangular plan, set on a cut stone foundation. The 3-bay house has a flat or nearly flat roof with deep eaves and it is sheathed in clapboard. A covered porch, accessed by wooden steps leads to the main entrance, paired half-light doors on the north end of the west elevation.

Address	Date of Construction	Status	Description
140 Bassett St	ca. 1895	1 Contributing	A 2-story frame single-family front-gable residence sheathed in asbestos tile siding. The gable has a flat peak and the is underscored by a pent roof above the second story. The house is fronted by a full-width porch with elliptical arches between the square posts.
203 Bassett St	ca. 1895	2 Contributing	A 2-story frame single-family front-gable residence built on a cut stone foundation, with stone laid irregularly. The narrow house is built on an L-plan, clad with clapboard, and surmounted by a cross-gable roof. A small, 1-story front-gable entrance block is set in the angle of the "L" on the south. There is a south driveway leading to a one-car gable-roofed garage.
204 Bassett St	-	Not Counted	Vacant Lot
205 Bassett St	ca. 1895	1 Contributing	A 2-story frame single-family cross-gable residence built on a cut stone foundation, with stone laid irregularly. The house is clad in clapboard with wood shingles in the front gable, which also has a partial cornice return Paired windows on the first and second floors and an arched-top window in the attic are centered under the gable on the front elevation. A 2-story open porch entrance block is set in the angle of the "L" on the southwest corner.
206 Bassett St	-	Not Counted	Vacant Lot
208 Bassett St	ca. 1895	1 Contributing	A 1.5-story frame single-family cross-gable residence sheathed in novelty siding. The foundation has been covered in concrete. Triple ganged windows on the first story and paired windows on the second story are centered under the asymmetrical front gable. The main entrance is located on the north end of the east elevation, accessed by a concrete stoop.
210 Bassett St	ca. 1895	1 Contributing	A 1.5-story frame single-family front-gable residence with clapboard siding. The narrow house has a recessed entry porch on the southeast corner and a box-bay window on the front elevation on the first story. A shed-roof dormer to the south and a gable roof dormer on the north protrude approximately half-way back on the house.
212 Bassett St	ca. 1895	2 Contributing	A 2-story frame single-family cross-gable residence set on an L-shaped plan. The house is sheathed in wood shake siding and the steeply pitched roof features partial cornice returns. A full-width entry porch supported by round columns with wood shakes on the lower half spans the front elevation. A shared driveway on the south side of the property leads to a detached garage.
214 Bassett St	ca. 1895	2 Contributing	A 2-story frame single-family cross-gable residence set on an L-shaped plan. The house is sheathed in vinyl siding, except in the front gable end where there are wood shingles. The roof is underscored by exposed rafter tails. An open porch spans the front and wraps the southeast corner to the main entrance. A shared driveway on the north side of the property leads to a detached garage.
216-1/2 Bassett St	ca. 1895	1 Contributing	A 2-story frame two-family front-gable residence set on a rectangular plan. The house is sheathed in vinyl siding and has a full-width two-story porch on the front elevation; the first story is clad in T1-11 and the second story is open.
218 Bassett St	ca. 1895	1 Contributing	A 2-story frame single-family cross-gable residence set on an L-shaped plan. The house is sheathed in asbestos shingle siding and the roof is underscored by exposed rafter tails. A porch, recently enclosed, spans the front elevation and wraps the southeast corner, terminating at the interior of the "L" and the main entrance.
220 Bassett St	ca. 1895	1 Contributing	A 2-story frame two-family cross-gable residence set on a cut stone foundation. The principal elevation is a double height bay window surmounted by a gable roof. The house is sheathed in asbestos shingle siding with decorative wood shingles in the gable ends, which are framed by full cornice returns. A covered entry porch is set at the angle of the L on the southeast corner; a second entrance is behind the first along the south elevation. A non-original dormer with a door facing east is aligned with the main entrance.
222 Bassett St	ca. 1895	1 Contributing	A 2-story frame two-family cross-gable residence. The principal elevation is a double height bay window surmounted by a gable roof with the projecting eaves underscored by scrollwork brackets. The house is sheathed in asbestos shingle siding and an enclosed entrance block is set the angle of the "L" on the northeast corner.
224 Bassett St	-	Not Counted	Vacant Lot
215 Bassett St & Hawthorne St	ca. 1955	Non-contributing	One non-contributing building (due to age).
503 Beech St	1992	Non-contributing	One non-contributing building (due to age)

Address	Date of Construction	Status	Description
505 Beech St	ca. 1830	1 Contributing	Old Lodi Cemetery: A small green space with a stone monument featuring a commemorative plaque denoting the location of the Old Lodi Cemetery. Many instruments have been moved, and no individual stones remain.
601 Beech St	ca. 1880	1 Contributing	A 2-story frame single-family cross-gable residence on a rusticated stone foundation. The house has a T-shaped plan with a bay window on the first floor of the front elevation. Shed-roofed entry porches are located on either side of the "T" on along the south elevation.
603 Beech St	ca. 1930	1 Contributing	A 1.5-story frame single-family side-gable Craftsman style residence sheathed in aluminum siding. A shed-roofed dormer is centered on the front eave with the wall plane from the first story continuing into the dormer. There is a gable entry porch centered on the front supported by tapered square columns on brick piers.
605 Beech St	ca. 1860	1 Contributing	A 2-story frame single-family cross-gable residence on a T-shaped plan. The house is set on a rusticated stone foundation and is sheathed in vinyl siding. An enclosed entrance block is located in the angle of the "T" on the west elevation.
607 Beech St	ca. 1860	1 Contributing	A 2-story frame single-family cross-gable residence on a T-shaped plan. The house is sheathed in vinyl siding and an enclosed one-story entrance porch spans the front elevation and wraps the west side to the angle of the "T".
611 Beech St	ca. 1920	1 Contributing	A 2-story frame two-family cross-gable residence on a cross-shaped plan and sheathed in asbestos shingle siding. The front gable shelters an enclosed first story porch and an open second story porch. An open entrance porch is set in the angle of the cross on the west side.
612 Beech St	ca. 1890	1 Contributing	A 2-story frame two-family cross-gable residence on a cross-shaped plan and sheathed in vinyl siding. An open porch with turned posts and spindle fretwork spans the front elevation and wraps the south corner. The porch leads to two entrances, both street facing: paired 19th century half-lite doors are in the north bay of the front entrance and a single door is on the "cross" on the south side.
618 Beech St	ca. 1900	1 Contributing	A 2-story frame single-family Colonial Revival residence clad in vinyl siding. The house is set on a square plan and is capped by a hipped roof with a gable projecting on the southern half of the front elevation over a second story bay window. Hipped roof dormers are centered on each side of the roof and one is offset on the front plane. A full-width open porch supported by round columns leads to a center entrance of paired full-lite doors. A picture window topped by a transom is located in the northern bay of the front elevation.
620 Beech St	ca. 1900	1 Contributing	A 2-story frame single-family Colonial Revival residence clad in vinyl siding. The house is set on a square plan and is capped by a hipped roof with a gable projecting on the southern half of the front elevation over a two-story bay window. Hipped roof dormers are centered on each side of the roof and one is offset on the front plane. An open porch supported by round columns leads to a center entrance of paired doors. A picture window topped by a leaded glass transom is located in the northern bay of the front elevation.
622 Beech St	ca. 1900	1 Contributing	A 2-story frame single-family Colonial Revival residence. The house is set on a square plan and is sided with clapboard on the first story and wood shingle on the second, underscored by a flared lower edge. It is capped by a hipped roof with hipped roof dormers centered on each side of the roof as well as the front plane. A full-width open porch supported by round columns spans the front elevation; centered above is a glass enclosed porch under a projecting hipped roof. Two single-door entrances are located on the southern side of the front elevation and a picture window topped by a leaded glass window is in the northern bay.
700 Beech St	ca. 1920	2 Contributing	A 2-story brick two-family side-gable residence set on a rectangular plan. A recent open porch spanning the front elevation provides access to two single-door entrances. An open second story porch occupies the southern half of the elevation and has flared walls sheathed in wood shingles. A gable-roofed dormer with partial eave returns is centered on the front roof plane. A driveway on the north side leads to a garage that isn't visible from the street.
706 Beech St	ca. 1910	2 Contributing	A 2-story frame two-family front-gable residence set on a rectangular plan and clad in vinyl siding. A gable entrance porch supported by paired square columns is located on the southern bay of the front elevation. The remainder of the front is occupied by two open porches stacked and surmounted by a gable roof. The porches feature geometric blockwork between the corner posts. A driveway on the north side of the property leads to a gable-roofed garage.

Address	Date of Construction	Status	Description
708 Beech St	ca. 1900	1 Contributing	A 2.5-story frame three-family side-gable Queen Anne inspired residence. The house is set on a rectangular plan with two-story bay window rising to a turret on the south end of the front elevation. An open entrance porch spans the remainder of the elevation, a recessed open porch is on the north corner of the second story, and a gable dormer projects from the front roof plane. The house is clad in a mix of asphalt and asbestos shingles.
709 Beech St	ca. 1900	2 Contributing	A 2-story frame two-family cross-gable residence on a T-shaped plan. The house is clad in wood shingles and the front elevation features triple ganged first story windows and paired windows on the second story. An entrance block is located in the angle of the T on the west side. A driveway on the west side leads to a hipped-roof garage.
710 Beech St	ca. 1910	1 Contributing	A 2-story frame single-family Colonial Revival residence clad in vinyl siding. The house is set on a square plan and is capped by a hipped roof with a gable projecting on the southern half of the front elevation over a two-story bay window. Hipped roof dormers are centered on each side of the roof and one is offset on the front plane. A concrete stoop leads to a single-door entrance roughly centered on the front.
712 Beech St	ca. 1920	1 Contributing	A 2-story frame single-family side-gable residence sheathed in clapboard. A full-width open porch with turned posts leads to a paired-door entrance flanked by picture windows topped by transoms. A hipped-roof dormer is centered on the front roof plan and features two windows with elongated diamond patterns.
714 Beech St	ca. 1900	1 Contributing	A 2.5-story frame multi-family side-gable Queen Anne inspired residence. The house is set on a rectangular plan with two-story bay window rising to a turret on the south end of the front elevation. A recessed entrance porch is located on the northeast corner, and a gable dormer projects from the front roof plane. The house is clad in a vinyl siding on the first story and wood shake on the second story.
715 Beech St	ca. 1900	1 Contributing	A 2-story frame two-family cross-gable residence clad in asbestos shingle siding. A full-width open porch spans the front and wraps the corner on the south. A single-door is located in the northernmost bay on the front elevation and a second entrance is set in the angle of the cross on the south side.
716 Beech St	ca. 1909	1 Contributing	A 2-story frame two-family Foursquare residence clad in clapboard. It has a steeply pitched hipped roof with nearly full width gable dormers projecting from the front and side planes. A full-width open porch supported by iron scrollwork posts leads to an entrance door with sidelights.
717 Beech St	ca. 1920	1 Contributing	A 2-story frame two-family cross-gable residence clad in wood shake siding with decorative shingles in varied patterns in the gables and on the porch skirting. The southern half of the front elevation projects under a pediment and full cornice returns are underscored by sawtooth dentil molding. A full-width shed-roofed entrance porch supported by turned posts has been enclosed.
723 Beech St	-	Not Counted	Vacant lot
725 Beech St	ca. 1920	1 Contributing	A 2-story frame single-family cross-gable residence set on a random laid stone foundation and clad in aluminum siding. The front elevation features a double gable and has a full width open porch leading to a single door entrance.
727 Beech St	ca. 1920	1 Contributing	A 2-story frame single-family cross-gable residence set on a random laid stone foundation and clad in vinyl siding. The front elevation features a double gable and has a full width open porch leading to side-by-side single-door entrances.
732-34 Beech St	ca. 1920	1 Contributing	A 2-story frame three-family front-gable Craftsman-style residence clad in stucco on the first story and wood shingles on the second. Entrance for 732 is via an open porch under a side gable running along the north elevation; entrance for 734 is via an open porch on the south elevation that wraps the front corner, sheltering a bay window. Porches are supported by large square posts on brick piers, connected by pointed arch valances. A triple-ganged window projecting under a shed roof and underscored by shallow brackets, is centered in the attic level of the front elevation.
735 Beech St	ca. 1910	1 Contributing	A 2-story frame single-family cross-gable residence on a rusticated stone foundation. The house is sheathed in clapboard with decorative shingles in the top of the gables, which contain paired windows and are underscored by full cornice returns. A recent small, open porch under a gable roof leads to the front door.

Address	Date of Construction	Status	Description
736 Beech St	ca. 1920	1 Contributing	A 2-story frame two-family Craftsman style residence on a rusticated stone foundation. The house is sheathed in clapboard on the first story and wood shingles on the second. The hip roof is underscored by exposed rafter tails and features three hipped-roof dormers with paired windows. A full width open porch with square posts spans the front elevation and leads to two single entrance doors; it is surmounted by a partial width, second story open porch with shingle siding continuing below the railing and above the posts.
738 Beech St	ca. 1910	2 Contributing	A 2-story frame single-family hipped roof residence with nearly full-width gable roofed dormers on the front and side roof planes. The house is clad in asbestos shingle siding and a full-width enclosed entrance porch on the front elevation is sheathed in T1-11 panels. A driveway on the south side of the property leads to a detached single car garage.
609 Beech St	ca. 1910	1 Contributing	A 1.5-story frame single-family cross-gable residence set on a cast concrete block foundation and clad in vinyl siding. A full-width hipped roof addition spans the front elevation and contains a single-door entrance.
702 Beech St	ca. 1920	1 Contributing	A 2.5-story frame two-family residence with wood clapboard on the first story and wood shingle siding on the second story. The house is on a rectangular footprint and has a hipped roof with hipped-roof dormers centered on the front and side planes. A full-width double-height open porch spans the front elevation. The porches have paired square posts and solid wall railings clad in siding matching each story.
704 Beech St	ca. 1830	1 Contributing	A 1.5-story frame single-family gable and ell residence clad in aluminum siding. A full width ground level porch spans the ell, leading to the entrance.
713 Beech St	ca. 1900	1 Contributing	A 2-story frame two-family cross-gable residence clad in wood clapboard with decorative wood shingles in the gables. The front elevation features a double gable with full cornice returns and a double height bay window under the lower gable. Paired front doors located at the north end of the front elevation are accessed by an open porch with the same shingle detail in the gable; a second entrance is off a double height open porch on the south elevation.
729 Beech St	ca. 1920	1 Contributing	A 2-story frame single-family front-gable residence clad in vinyl siding and set on a rubble-stone foundation. On the front elevation there is a double-height bay window under a gable and an open entrance porch leading to paired doors.
731 Beech St	ca. 1920	1 Contributing	A 2-story frame single-family hipped-roof residence with projecting gable section on the front elevation. A hipped-roof dormer is centered on each side plane of the roof and the house is clad in vinyl siding. A full-width enclosed entrance porch spans the front elevation.
733 Beech St	ca. 1920	1 Contributing	A 2-story frame Foursquare type residence on record as an Inn/Hotel. The house is clad in clapboard and surmounted by a steep hipped roof with hipped-roof dormers centered the side and front roof planes. An exterior brick chimney rises up the center of the front elevation, which also features a full-width entrance porch with solid walls below the railing. The porch leads to the main entrance of paired full-lite wooden doors.
744-46 Beech St	ca. 1900	1 Contributing	A 2-story frame single-family Colonial Revival style residence on a rectangular footprint and sheathed in clapboard. The hipped roof is punctuated by a dormer on the front and side roof planes; the front dormer features a Palladian window. A full-width open porch spans the front elevation and leads to an off-center paired door entrance. A driveway on the south side of the property leads to a 1-story CMU block commercial building.
748 Beech St	ca. 1920	1 Contributing	A 2.5-story frame hipped-roof apartment building with mixed shed- and gable-roofed dormers running along both side roof planes. A stacked full-width open porch spans the front elevation with a partial width porch centered on the top story. The porches have solid panel railings and square posts with recessed vertical panels.
619 Beech St S & Bassett St	ca. 1920	1 Contributing	A 2-story frame single-family Foursquare type residence clad in asbestos shingle siding. The steep hipped roof is punctured by a hipped-roof dormer centered on the front and side planes. An open entrance porch spans the front elevation, which includes a single door and a bay window. Set on a triangular lot at an intersection, an enclosed rear entrance porch also spans the Bassett St elevation.

Address	Date of Construction	Status	Description
614 Beech St S & Bristol Pl	ca. 1890	1 Contributing	A 2-story frame two-family hip and gable roof residence set on a random laid stone foundation and sheathed in clapboard. The front elevation features a two-story bay window under a gable in the center flanked by a single-door entrance to the north and a double-height open porch to the south. The bay and gable feature is repeated on the Bristol Pl elevation.
616 Beech St S & Bristol Pl	ca. 1880	1 Contributing	1.5-story gable and ell two-family residence. The front gable principal block is brick construction and the ell is frame with wood shingle siding. An open shed-roofed farmer's porch spans the face of the ell.
519 Beech St S & Cherry St	ca. 1930	1 Contributing	A 2.5 story frame apartment building on an irregular footprint formed by a triple-height enclosed porch running at an angle along Beech St. A Gambrel roof runs the length of the building with a cross-gable halfway along. The building is clad in vinyl siding. The front elevation faces south and has an unadorned open entrance porch spanning the facade.
711 Beech St S & Dell St	ca. 1900	1 Contributing	A 2-story frame two-family cross-gable residence set on a random laid stone foundation and clad in asbestos shingle siding. The front elevation features a double gable with full cornice returns and a double height bay window under the lower gable. There are two open entrance porches; one facing Beech Street and one facing Dell Street.
720 Beech St S & Judson St	ca. 1920	1 Contributing	A 2-story masonry Mission Revival inspired church (The Vineyard Church, formerly United Baptist Church). The front elevation rises to a parapet wall and the building is clad in stucco with yellow brick detailing around the doors and windows and to create an applied grid pattern. The principal elevation features a three-part stained glass window, ancillary smaller stained glass windows, and a double-door entrance; a secondary entrance fronts Judson Street.
726 Beech St S & Judson St	ca. 1880	2 Contributing	A 2-story frame single-family Italianate style residence on a rectangular footprint with projecting bay on the south elevation. The house is clad in novelty siding and has a flat roof underscored by a wide fascia board and brackets. A recent garage under a shed roof is attached on the south; the entrance is recessed between the house and the garage.
740 Beech St S & Trinity Pl	ca. 1900	2 Contributing	A 2-story frame two-family front-gable residence set on a poured concrete foundation and sheathed in wood shingles. Two single entrances, accessed by stoops, are located on the Trinity Pl elevation. A short driveway behind the house, also off Trinity Pl, leads to a one-story garage in matching siding with a double-width overhead door.
742 Beech St S & Trinity Pl	ca. 1920	1 Contributing	A mixed-use building composed of a two-story frame front-gable residence with a one-story brick commercial addition extending to the sidewalk on Beech St and Trinity Pl.
507 Beech St S Rear	ca. 1900	1 Contributing	A 2-story frame single-family front-gable residence clad in vinyl siding. The house is set on a small rise and faces south, at an angle to Beech St. A 1-story shed-roofed addition on a cast block foundation spans the west elevation.
615 Beech St S To Bassett St	ca. 1890	2 Contributing	A 2-story frame single-family residence on a square footprint. The house is sheathed in aluminum siding and has a flat roof. A bay window projects on the north elevation and a full-width open entrance porch under a hipped roof spans the front. A 1-story cast concrete block garage with three bays of paired swinging doors is located behind the residence and fronts onto Bassett St.
617 Beech St S To Bassett St	1955	Non-contributing	One non-contributing building (due to integrity).
509 Beech St S To Cherry St	ca. 1920	1 Contributing	A 2.5-story frame apartment building set on a poured concrete foundation and clad in red brick on the first two stories with the top story in vinyl siding. Parallel gambrel roofs span the north and south ends with shed-roofed dormers running between and along each end. A Classical-style entrance porch centered on the west elevation features Doric columns under a pediment. The building sits on a rise
102 Bristol Pl	ca. 1895	1 Contributing	A 2-story frame multi-family cross-gable residence set on a cast concrete block foundation and sheathed in asbestos shingle siding. Gable ends feature full cornice returns and a recent open porch spans the front elevation and wraps the east corner to an entrance at the interior of the cross.
103 Bristol Pl	ca. 1895	2 Contributing	A 2-story frame two-family residence clad in clapboard on the first story and shingles on the second, and surmounted by an elongated hipped roof. A full-width open porch with square posts spans the front elevation; a partial width porch with square posts and shingled half walls with scuppers fronts the second story under a projecting hipped-roof.
104 Bristol Pl	ca. 1895	1 Contributing	A 2-story frame single family cross-gable residence set on a random laid stone foundation and clad in asphalt shingles. The front elevation of the "cross" consists of a double-height bay window under a gable with scrollwork corner brackets. A recent enclosed entrance porch sided in plywood spans the majority of the front.

Address	Date of Construction	Status	Description
105 Bristol Pl	ca. 1895	1 Contributing	A 2-story frame single family Foursquare type residence clad in clapboard and surmounted by a hipped roof with projecting hipped-roof dormers on the front and each side. A full-width open entrance porch on the front elevation leads to a single door entrance.
106 Bristol Pl	ca. 1895	2 Contributing	A 2-story frame hip and gable roofed single-family residence set on a random laid stone foundation and clad in clapboard. A projecting bay on the front elevation forms a shallow ell on the east side that contains a partially enclosed entrance block. A driveway on the north side of the property leads to a 1-story frame garage.
107 Bristol Pl	ca. 1895	2 Contributing	A 2-story frame two family residence on a rectangular footprint and clad in vinyl siding. New full-width front porches are under construction. A driveway on the north side of the property leads to a two car, hipped roof garage.
108 Bristol Pl	ca. 1895	2 Contributing	A 1.5-story frame side-gable bungalow single-family residence clad in wood shingles. A shed-roofed dormer rises from the front wall plane and a gable open entrance porch spans the front elevation, supported by paired square columns on a half wall.
109 Bristol Pl	ca. 1895	1 Contributing	A 2-story frame cross-gable two-family residence clad in vinyl siding. A full-width open entrance porch with square columns on a half wall spans the front elevation.
100 Bristol Pl & Greenwood Pl	ca. 1895	2 Contributing	A 2-story frame two-family residence clad in clapboard on the first story and shingles on the second, and surmounted by an elongated hipped roof with projecting hipped-roof dormers on each side. A full-width open porch with square posts spans the front elevation; a partial width porch with square posts and shingled half walls with scuppers fronts the second story under a projecting hipped-roof.
101 Bristol Pl & Greenwood Pl	ca. 1925	2 Contributing	A 2-story frame single-family front-gable residence clad in wide clapboard. The gable features a full cornice return and the deep eaves are underscored by shallow brackets. A pedimented entrance porch faces Greenwood Pl to the west and a full-width open porch spans the south elevation.
304-06 Broad St	ca. 1925	2 Contributing	A 2-story frame multi-family residence built on a cast block foundation, clad in clapboard on the first story and shingles on the second, and surmounted by an elongated hipped roof with projecting hipped-roof dormers on each side. A two-bay façade features a projecting chamfered bay on the east and adjacent entrance doors on the west. There is a full-width porch on first story and a half-width porch on the west side of the second story.
308-10 Broad St	ca. 1925	2 Contributing	A 2-story frame multi-family residence built on a cast block foundation, clad with clapboard on the first story and shingles on the second, and surmounted by an elongated hipped roof with projecting hipped-roof dormers on each side. A two-bay façade features a projecting chamfered bay on the east and adjacent entrance doors on the west. There is a full-width porch on the first story and a half-width porch on the west side of the second story. The lot is level, and a driveway on the east leads to a two-car front-gable garage at the rear of the lot.
311 Broad St	ca. 1920	2 Contributing	A 1.5-story frame single-family front gable residence with an elongated gambrel roof and full-width shed dormers on each side. The house is set on a cast concrete block foundation and is clad in clapboard and wood shingle siding. The entrance is surmounted by a flared arch roof supported by brackets.
312-14 Broad St	ca. 1925	1 Contributing	A 2-story frame multi-family residence clad with vinyl siding and surmounted by an elongated hipped roof with projecting hipped-roof dormers on each side. A two-bay façade features a projecting chamfered bay on the east and adjacent entrance doors on the west. There is a full-width porch on the west side of the second story.
404-06 Broad St	ca. 1920	2 Contributing	A 2-story frame two-family residence on a rectangular footprint, clad in wide clapboard, and surmounted by a gable roof with a jerkinhead. Stacked porches span the front elevation; both are supported by square columns and the second story porch has a flared lower wall with scuppers. Side-by-side entrances are located on the west end of the front elevation. A driveway on the east side of the property leads to a two-car gable-roofed garage.
408-10 Broad St	ca. 1920	2 Contributing	A 2-story frame two-family residence on a rectangular footprint, clad in wood shingles, and surmounted by a gable roof with a triple-ganged window under the front peak. Stacked porches span the front elevation supported by square columns that extend from first story to roof. Side-by-side entrances are located on the west end of the front elevation. A driveway on the east side of the property leads to a two-car gable-roofed garage.

Address	Date of Construction	Status	Description
412-14 Broad St	ca. 1920	2 Contributing	A 2-story frame two-family residence on a rectangular footprint, clad in red brick on the first story and wood shingles on the second, and surmounted by a gable roof. A two-story, half-width porch is set under a gable roof, the second story porch is screened. Side-by-side entrances are located on the east side of the front elevation. A driveway on the east side of the property leads to a two-car, hipped-roof garage.
416-18 Broad St	ca. 1920	2 Contributing	A 2-story frame two-family residence clad in clapboard and surmounted by an elongated hipped roof. A full-width open porch leads to side-by-side entrances and there is a half-width screened porch on the second story; both stories feature shallow bay windows. A driveway on the east side of the property leads to a hipped-roof, cast concrete block garage.
504 Broad St	ca. 1930	2 Contributing	A 2-story frame single-family front-gable residence clad in wide clapboard. A full-width, one-story sunroom with a balustrade along the roof spans the front elevation; quarter-round windows in the attic flank a center chimney. A porte cochere on flared posts extends over a driveway on the west side leading to a single-car, gable-roofed garage.
508-10 Broad St	ca. 1930	2 Contributing	A 2-story frame two-family front-gable residence clad in vinyl siding. A partial-width, two-story porch rises under a gable roof on the front elevation, with an open, raised entrance porch next to it. A driveway the west side leads to a garage.
512 Broad St	ca. 1930	1 Contributing	A 1.5-story frame two-family bungalow style residence on a cast block foundation and clad in wide clapboard on the first story and wood shingles on the second. A nearly full-width shed dormer projects from the front roof plane which shelters an open porch leading to two single entrances.
515 Broad St	ca. 1940	2 Contributing	A 1.5-story frame single-family Cape Cod type residence with a gable wing. It is clad in vinyl siding with fieldstone on the principal front elevation only and the front roof plane is punctuated by three dormers. A single door entrance and a bay window comprise the first story front elevation. A driveway on the west side of the property leads to a detached, gable-roofed garage.
516 Broad St	ca. 1955	Non-contributing	One non-contributing building (due to age).
316-18 Broad St & Buckingham Ave	ca. 1925	2 Contributing	A 2-story frame multi-family residence built on a cast block foundation, clad with clapboard on the first story and shingles on the second, and surmounted by an elongated hipped roof with projecting hipped-roof dormers on each side. A two-bay façade features a projecting chamfered bay on the east and adjacent entrance doors on the west. There is a full-width porch on the first story and a half-width porch on the west side of the second story. A driveway from Buckingham Avenue leads to a hipped-roof two-car garage to the rear of the house.
400-02 Broad St & Buckingham Ave	ca. 1920	2 Contributing	A 2-story frame two-family residence on a rectangular footprint, clad in wide clapboard on the first story and wood shingles on the second, and surmounted by a gable roof. A two-story, nearly full-width porch leads to side-by-side entrances. A two-story bay window projects from the front elevation, within the porches. A two-story bay window under a hipped-roof dormer is centered on the west elevation. A driveway off Buckingham Ave leads to a hipped-roof garage.
420-22 Broad St & Kensington Pl	ca. 1954	Non-contributing	One non-contributing building (due to age).
300-02 Broad St & Lancaster Ave	ca. 1925	2 Contributing	A 2-story frame multi-family residence with vinyl siding and an elongated hipped roof featuring projecting hipped-roof dormers on each side. A two-bay façade includes a projecting chamfered bay on the west and adjacent entrance doors on the east. There is a full-width porch on the first story and a half-width porch on the east side of the second story.
517 Broad St & Westcott St	ca. 1940	2 Contributing	A 2-story frame single-family garrison style residence clad in wide clapboard, accented by fieldstone applied to the first story of the front elevation. The roof is punctuated by two wall dormers. A center entrance has Classical Revival surround with fluted pilasters.
520 Broad St & Westcott St	ca. 1955	Non-contributing	One non-contributing building (due to age and integrity).
100 Buckingham Ave	ca. 1915	1 Contributing	A 1.5-story frame single-family residence built on a stone foundation, clad with vinyl siding, and surmounted by a side-gable roof with overhanging eaves. The northeast corner is recessed to form an entrance with a projecting gable cap supported by three square wooden piers. The lot is level and has a driveway on the south and no garage.

Address	Date of Construction	Status	Description
104 Buckingham Ave	ca. 1915	1 Contributing	A 2-story frame single-family residence built in the Craftsman style upon a cast block foundation, with vinyl siding and a front gable roof featuring overhanging eaves supported by diagonal brackets in the front and exposed rafter tails on the sides. The east façade facing the street features two bays with a single door on the south and a double window on the north. The lot is level, with a driveway on the south and no garage.
105 Buckingham Ave	ca. 1960	Non-contributing	One non-contributing building (due to age and integrity).
107 Buckingham Ave	-	Not Counted	Vacant Lot
108-10 Buckingham Ave	ca. 1915	1 Contributing	A 2-story frame multi-family residence built on a cast block foundation, with shingle siding beneath a side-gable roof featuring returned eaves. The east façade facing the street features a less-than-full-width double-deck open porch with a hipped roof supported by three sets of paired square wooden columns, with lattice between the pairs. The lot slopes down from the street to create a raised basement in the rear, with a driveway on the south and no garage.
111-15 Buckingham Ave	ca. 1915	1 Contributing	A 1.5-story frame single-family residence, clad in clapboard siding and surmounted by a side-gable roof with a wide shed-roof dormer extending from the roof peak. The west façade facing the street is recessed behind the overhanging front eave to form a full-width 1-story porch supported by three square wooden columns. The two-bay façade has a tripartite window on the south and a projecting polygonal bay on the north, with the single entrance in the center of the polygonal bay.
114 Buckingham Ave	ca. 1915	1 Contributing	A 2.5-story frame two-family residence built on a cast block foundation, clad in vinyl siding, and surmounted by a side-gable roof. The east façade facing the street features a less-than-full-width double-deck open porch with a hipped roof supported by three square wooden columns. The lot slopes down from the street to create a raised basement in the rear, with a driveway on the south and no garage.
120 Buckingham Ave	ca. 1915	1 Contributing	A 2.5-story frame single-family residence built on a cast block foundation, covered with clapboard siding on the first story and wooden shingles on the second, and surmounted by a front-gable roof. The full-width 1-story porch has a hipped roof supported by a fluted column with a Doric capital at each front corner. The lot slopes down from street to form a raised basement, with a driveway on the north and no garage.
121 Buckingham Ave	ca. 1915	1 Contributing	A 1.5-story frame single-family residence built in the Craftsman, with clapboard siding and a side-gable roof featuring overhanging side eaves supported by diagonal brackets. The west façade facing the street is recessed behind the front eave to form a full-width 1-story open porch supported by Foursquare wooden columns. The house is set above the level of the road on the side of a hill, into which is set a one-car garage with hinged doors beneath the south side of the house, with only a short driveway.
122 Buckingham Ave	ca. 1915	1 Contributing	A 2-story frame multi-family residence built on a cast stone foundation, clad in vinyl siding, and surmounted by a side-gable roof with returned eaves. The east façade facing the street features a less-than-full-width double-deck open porch with a hipped roof supported by three slender square wooden columns and a modern wooden spindle railing between them. The lot slopes down from the street to create a raised basement in the rear, with a driveway on the south and no garage.
123 Buckingham Ave	ca. 1915	1 Contributing	A 1.5-story frame single-family residence clad in vinyl siding, with wooden shingle siding on the dormer, and surmounted by a side-gable roof with overhanging eaves on the sides. The northwest corner of the house is recessed behind the front eave to form a less-than-full-width 1-story open porch supported by a single square wooden column with a small Doric capital. There is no driveway or garage.
124 Buckingham Ave	ca. 1915	1 Contributing	A 2-story frame single-family residence built in the American Foursquare style upon a cast stone foundation, clad in wooden shingle siding, and surmounted by a shallow hipped roof with wide overhanging eaves. The façade features a full-width 1-story open porch with a hipped roof supported by four evenly spaced columns clad in wooden shingles. A small shed-roof dormer projects from near the peak of the front roof. The lot slopes slightly down from the street toward the rear, with a driveway on the south and no garage.

Address	Date of Construction	Status	Description
125 Buckingham Ave	ca. 1915	1 Contributing	A 1.5-story frame single-family residence, with clapboard siding on the first story and wooden shingles on the second. The house is surmounted by a side-gable roof with overhanging eaves. The west façade facing the street is recessed behind the overhanging front roof to form a full-width open 1-story porch supported by Foursquare wooden columns with small Doric capitals. The house is set on a rise above the street, with access by concrete staircase, and there is no driveway or garage.
127 Buckingham Ave	ca. 1915	1 Contributing	A 2.5-story frame single-family residence built in the American Foursquare style, with clapboard siding on the first story and wooden shingles on the second, beneath a hipped roof with overhanging eaves. The west façade facing the street has a 1-story enclosed flat-roof porch on the north with a single entrance flanked by a four-pane window on each side; the south side of the facade features a shallow polygonal 2-story bay. There is no driveway or garage.
128 Buckingham Ave	ca. 1915	1 Contributing	A 2-story frame single-family residence with Craftsman elements, a foundation clad in concrete, clapboard siding, and a hipped roof featuring overhanging eaves with exposed rafter tails. A 2-story gable roof section projects from the center of the east façade facing the street, with diagonal brackets at both front corners and two bays on both stories. A less-than-full-width 1-story open porch incorporates the projecting section, with a hipped roof and rafter tails supported by a fluted column with Doric capitals at each front corner. The lot is level, with a driveway on the north and no garage.
130 Buckingham Ave	ca. 1915	1 Contributing	A 2-story frame single-family residence built on a cast block foundation, with vinyl siding and a side-gable roof. A full-width 1-story open porch with a hipped roof spans the façade and is supported by three tapered wooden round columns. The lot is level, with a driveway on the north and no garage.
131 Buckingham Ave	ca. 1915	1 Contributing	A 2-story frame single-family residence built on a foundation clad in concrete, with clapboard siding and a side-gable roof featuring returned eaves and a front gable rising from the eave above the left side of the façade. The asymmetrical three-bay west façade facing the street has a central entrance flanked by a double window with five-over-one vertical panes on the north and a large fixed window on the south; the second story features a polygonal bay on the right and double five-over-one vertical windows on the north, with a multi-pane Craftsman-style window in the front gable. There is a one-bay attached garage at the basement level on the front.
134 Buckingham Ave	ca. 1915	2 Contributing	A 2-story frame single-family residence built on a cast block foundation, with shingle siding and a side-gable roof. The east façade facing the street is asymmetrical with three bays, and the full-width 1-story screened porch has a hipped roof supported by three square columns. The lot is level, with a driveway on the south leading to a contributing two-car detached garage with a gable roof in the rear.
136 Buckingham Ave	ca. 1915	2 Contributing	A 2.5-story frame single-family residence built on a cast block foundation, with vinyl siding and a side-gable roof. A less-than-full-width 1-story open porch with a hipped roof spans the façade and is supported by paired square columns with lattice between them. The lot is level, with a driveway on the south leading to a contributing one-car detached garage with a hipped roof in the rear.
137 Buckingham Ave	ca. 1915	2 Contributing	A 2.5-story frame single-family residence with clapboard siding and a front-gable roof featuring exposed rafter tails. The west façade facing the street is recessed behind the front roof to form a full-width 1-story open porch supported by four round fluted wooden columns with small Doric capitals. The façade is dominated by an oversized gable dormer that rises above two polygonal bays that rise from the front roof. The driveway on the south leads to a contributing detached one-car garage with a hipped roof and exposed rafter tails in the rear.
141 Buckingham Ave	ca. 1915	1 Contributing	A 2-story frame single-family residence built in the Craftsman style, with clapboard siding on the first story and wooden shingles on the second. The house is surmounted by a side-gable roof with an overhanging pent roof on all sides. The west façade facing the street is recessed behind the overhanging front eave to form a full-width 1-story open porch supported by three round wooden columns with Doric capitals resting on short brick pedestals. The house is set on slight rise above the street, with the driveway on the north and no garage.

Address	Date of Construction	Status	Description
201 Buckingham Ave	ca. 1915	2 Contributing	A 2-story frame single-family residence built in the Colonial Revival style upon a cast stone foundation, with shingle siding and a side-gable roof featuring overhanging eaves on all sides and dentil moldings. The façade is protected by a full-width 1-story porch with a hipped roof supported by paired slender square columns, with lattice between the pairs. A contributing detached two-car garage with a hipped roof is located to the left of the driveway.
203 Buckingham Ave	ca. 1915	2 Contributing	A 2-story frame single-family dwelling built in the American Foursquare style upon a cast block foundation, with clapboard siding on the first story and shingles on the second, beneath a hipped roof with overhanging eaves. A full-width 1-story one porch spans the façade, with a hipped roof supported by three unevenly spaced square columns with recessed panels and small Doric capitals, each supporting a shallow arch beneath the porch roof cornice. The lot is level, with a driveway on the north leading to a contributing detached one-car garage with a hipped roof in the rear.
204 Buckingham Ave	ca. 1915	1 Contributing	A 2-story frame single-family residence built in the American Foursquare style upon a stone foundation, with clapboard siding on the first story and wooden shingles on the second, beneath a hipped roof. A full-width one-floor open porch spans the façade, with a hipped roof supported by three square wooden columns with simple Doric capitals. The lot is level, with a driveway on the south and no garage.
205 Buckingham Ave	ca. 1915	2 Contributing	A 2-story frame single-family residence set on a cast block foundation, with vinyl siding and a side-gable roof featuring returned eaves. The four-bay west façade facing the street features a full-width 1-story open roof porch with a hipped roof supported by four round wooden columns with simple Doric capitals. The lot is level, with a driveway on the north leading to a contributing detached one-car garage with a hipped roof in the rear.
207 Buckingham Ave	ca. 1915	2 Contributing	A 2-story frame single-family residence with Colonial Revival elements, a cast block foundation, shingle siding, and a side-gable roof with returned eaves and dentil moldings. The four-bay west façade facing the street features a full-width 1-story open porch with a hipped roof with dentils, supported by Foursquare small wooden columns with Doric capitals. The lot is level, with a driveway on the north leading to a contributing detached one-car garage with a hipped roof in the rear.
210 Buckingham Ave	ca. 1915	2 Contributing	A 2-story frame single-family residence built on a foundation clad in concrete, with clapboard siding and a front-gable roof. The two-bay east façade facing the street is protected by a full-width 1-story open porch with a flat roof supported by three slender square wooden columns framed by broad lattice panels. The lot rises slightly from the street toward the façade, with a driveway on the north leading to a contributing detached two-bay garage in the rear.
212 Buckingham Ave	ca. 1915	1 Contributing	A 2-story frame single-family dwelling set on a cast block foundation, with clapboard siding and a front-gable roof that has overhanging eaves and a deeply recessed pediment. A full-width 1-story open porch spans the façade with a hipped roof and a hipped extension on the north side, supported by four fluted Doric columns. The lot rises slightly from the street, with a driveway on the north and no garage.
216 Buckingham Ave	ca. 1915	2 Contributing	A 2-story frame single-family residence with Colonial Revival elements, a brick foundation, clapboard siding on the first story and wooden shingles on the second, and a cross-gable roof with a deeply recessed pediment on the front and both sides. A full-width 1-story screened porch spans the façade, with a hipped roof and overhanging eaves supported by four fluted Doric columns. The lot rises slightly from the street, with a driveway on the north and a two-car garage with a pyramidal roof at the rear.
218 Buckingham Ave	ca. 1915	1 Contributing	A 2.5-story frame single-family residence set on a brick foundation, with clapboard siding and a side-gable roof featuring overhanging eaves. The two-bay east façade facing the street is protected by a full-width 1-story open porch with a shed roof supported by paired square wooden square columns. The lot rises slightly from the street toward the façade, with a driveway on the north and no garage.
222 Buckingham Ave	ca. 1915	2 Contributing	A 2-story frame single-family dwelling built on a cast block foundation, with vinyl siding on all walls except the second story of the façade, which has wooden shingles. The house is surmounted by a front-gable jerkinhead roof. The east façade facing the street is dominated by an enclosed front porch with a hipped roof, with an extension covering the single door on the north and a polygonal bay on the south. The lot is level, with a driveway on the north leading to a contributing detached two-car garage with a jerkinhead front-gable roof in the rear.

Address	Date of Construction	Status	Description
228 Buckingham Ave	ca. 1915	2 Contributing	A 2-story frame single-family dwelling built on a cast block foundation, with clapboard siding and a side-gable roof featuring overhanging eaves. The three-bay east façade facing the street is symmetrical and protected by a full-width 1-story open porch with a shallow gable roof supported by Foursquare piers clad in siding. The lot is level, with a driveway on the north leading to a contributing detached garage with a hipped roof at the rear.
232 Buckingham Ave	ca. 1915	1 Contributing	A 2-story frame single-family residence with clapboard siding and a front-gable roof featuring a deeply recessed pedimented gable. A full-width 1-story open porch has a hipped roof supported by four irregularly spaced square wooden columns with small Doric capitals. An exterior brick chimney rises on the south side. The lot is level, with a driveway on the north and no garage.
235 Buckingham Ave	ca. 1915	1 Contributing	A 2.5-story frame single-family residence built in the American Foursquare in style with Craftsman and Colonial Revival elements. The house, set on a cast block foundation, is clad in clapboard siding on the first story and shingles on the second and surmounted by a hipped roof with overhanging eaves and exposed rafter tails. A full-width 1-story open porch spans the façade, with a hipped roof supported by three broad square columns clad in shingles and separated by shallow arched openings. The lot is level, with a driveway on the south and no garage.
237-39 Buckingham Ave	ca. 1915	2 Contributing	A 2.5-story frame multi-family residence set on a cast block foundation, with clapboard siding on the first story and shingles on the second, beneath a hipped roof. A full-width 1-story open porch spans the first story, with a hipped roof supported by four evenly spaced square wooden columns with small Doric capitals; a one-bay open porch is above on the north, with a flat roof that shares a continuous eave with the main roof. The north side of the house has a 2-story polygonal bay and an exterior brick chimney.
240 Buckingham Ave	ca. 1915	1 Contributing	A 2.5-story frame single-family residence built in the Colonial Revival in style, with clapboard siding and a side-gable gambrel roof featuring returned eaves. The east façade facing the street is recessed behind the overhanging front roof to form a full-width 1-story open porch with dentils on the entablature and four round wooden columns with Doric capitals. The three-bay façade has a single entrance on the north with an off-center tripartite window. The house is raised above street level and has an attached one-car garage in the raised front basement, with a short driveway leading to it.
241 Buckingham Ave	ca. 1915	2 Contributing	A 1.5-story frame single-family residence built in the Dutch Colonial in style upon a cast block foundation, with wooden shingle siding. The side-gable gambrel roof has a broad dormer formed by the extension of the upper roof facet in front. The lower part of the front roof flares out past the west façade facing the street to form a full-width 1-story open porch supported by two square wooden posts in the center and paired wooden posts at the corners with lattice between them. The lot is level, with a driveway on the north leading to a contributing detached one-car garage with a hipped roof in the rear.
242 Buckingham Ave	ca. 1915	1 Contributing	A 2-story frame single-family residence built in the Prairie style, with synthetic shingle siding and stone accents. The house is surmounted by a shallow hipped roof with wide overhanging eaves. An enclosed porch covers the southern two-thirds of the façade and is covered by a shed-on-hipped roof that projects from beneath the second-story windows. Stone siding has been applied to the wainscot level on the porch and façade. The lot rises slightly from street level, with an attached one-car garage in the basement beneath the enclosed porch and a short driveway leading to it.
243 Buckingham Ave	ca. 1915	1 Contributing	A 2.5-story frame single-family residence built in the Dutch Colonial style, with clapboard siding. The dominating feature of the house is a 1.5-story cross-gable gambrel roof with returned eaves. The west façade facing the street is recessed behind the overhanging front roof, forming a full-width 1-story open porch supported by three broad square piers with inset panels and brick piers. The lot is level, with a driveway on the south and no garage.
244-46 Buckingham Ave	ca. 1915	2 Contributing	A 2-story frame multi-family residence built on a stone foundation, with clapboard siding on the first story and wooden shingles on the second, beneath a front-gable roof. The two-bay east façade facing the street has two adjoining single doors under a single cornice on the south, with a tripartite window on the north; the second story features a triple window on the north and an enclosed one-bay porch on the south beneath a gable roof. The façade is protected by a full-width 1-story open porch with a hipped roof and exposed rafter tails, supported by three irregularly spaced square wooden columns. The driveway on the north leads to a contributing detached two-car garage with a side-gable roof in the rear.

Address	Date of Construction	Status	Description
247-49 Buckingham Ave	ca. 1915	1 Contributing	A 2.5-story frame multi-family residence built in the Colonial Revival style upon a foundation clad in concrete, with wooden shingle siding beneath a shallow hipped roof. The west façade facing the street is dominated by a less-than-full-width open double-deck porch beneath a projecting pedimented gable with a fanlight, supported by 2-story paired square columns with lattice within the pairs. The lot is level, with a driveway on the north and no garage.
248-50 Buckingham Ave	ca. 1915	1 Contributing	A 2.5-story frame multi-family residence set on a foundation clad in concrete, with clapboard siding beneath a front-gable roof. The two-bay east façade facing the street has two adjoining single doors beneath a single cornice on the north and an off-center double window; the second story appears to be a filled-in porch with double windows in the center and a single window at the south edge. The full-width 1-story open porch has a shallow hipped roof supported by Foursquare wooden columns. The lot rises slightly from the street, with a driveway on the south and no garage.
251-53 Buckingham Ave	ca. 1915	2 Contributing	A 2.5-story frame multi-family residence set on a cast stone foundation, with clapboard siding and a hipped roof. The full-width 1-story open porch has a hipped roof supported by Foursquare wooden columns, with a one-bay open porch above on the south featuring a tripartite window in the pedimented gable. The lot slopes down slightly from street, with a driveway on the south leading to a contributing detached one-car garage with a hipped roof in the rear.
252-54 Buckingham Ave	ca. 1915	1 Contributing	A 2.5-story frame multi-family residence with Colonial Revival and Craftsman elements. The house features a cast stone foundation, beaded clapboard siding, and a hipped roof with overhanging eaves and exposed rafter tails. A full-width 1-story open porch spans the façade with a hipped roof supported by Foursquare wooden columns; an open porch with a gable roof is above on the south, and the gable features a modified Palladian window with flat tops. The lot slopes slightly up from street, with a driveway on the north and no garage.
255 Buckingham Ave	ca. 1915	2 Contributing	A 2.5-story frame single family side-entrance residence with Craftsman elements. The house features a cast block foundation, clapboard siding on the first story and wooden shingles on the second, and a hipped roof with overhanging eaves and exposed rafter tails. A full-width 1-story open porch spans the west façade with a hipped roof that features exposed rafter tails and is supported by Foursquare wooden columns with lattice between them. The lot is level, with a driveway on the south leading to a contributing detached two-car front-gable garage in the rear.
256-58 Buckingham Ave	ca. 1915	2 Contributing	A 2.5-story frame multi-family residence with Colonial Revival elements. The house rests on a cast block foundation and features clapboard siding on the first story and shingles on the second, beneath a hipped roof with overhanging eaves and a projecting gable on the south side of the façade. The east façade facing the street is dominated by a full-width 1-story open porch with a hipped roof supported by Foursquare wooden columns; an open one-bay porch on the second story features a gable roof with a deeply recessed pediment containing a Palladian window and is supported by two square wooden columns. The lot slopes gently up from street, with a driveway on the north leading to a contributing detached two-car garage with a hipped roof and exposed rafter tails in the rear.
259-61 Buckingham Ave	ca. 1915	1 Contributing	A 2.5-story frame two-family residence built on a cast block foundation, with clapboard siding on the first story and wooden shingle siding on the second. The house is surmounted by a front-gable roof with wide overhanging eaves supported by diagonal brackets in the front gable. The west façade facing the street is recessed behind the overhanging front roof to create a full-width open double-deck porch. The lot slopes down from street level, with a driveway on the south and no garage.
260 Buckingham Ave & Broad St	ca. 1915	2 Contributing	A 2.5-story frame single-family residence set on a foundation clad in concrete, with vinyl siding and a hipped roof featuring overhanging eaves. The façade is protected by a full-width 1-story porch with a hipped roof, which wraps around to the south side. The corner lot is level, with a two-car garage and no driveway.
263 Buckingham Ave & Broad St	ca. 1958	Non-contributing	One non-contributing building (due to age).

Address	Date of Construction	Status	Description
140 Buckingham Ave & Kensington	ca. 1915	1 Contributing	A 2-story frame single-family residence built in the Colonial Revival style upon a cast block foundation, with wooden shingle siding. The house is surmounted by a side-gable roof with overhanging and returned eaves. The main entrance on Kensington Road features a symmetrical three-bay façade with a central single door beneath a pedimented cap supported by square wooden columns, and the Buckingham Avenue façade features an enclosed 1-story full-width porch. There is a 2-story addition with a one-car garage on the first story and an enclosed sleeping porch on the second.
145 Buckingham Ave & Kensington	ca. 1915	1 Contributing	A 2-story frame single-family residence built in the Craftsman style, with clapboard siding on the first story and wooden shingles on the second. The house is surmounted by a side-gable roof with an overhanging pent roof on all sides. The west façade facing the street is recessed behind the overhanging front eave to form a full-width 1-story open porch supported by three round wooden columns with Doric capitals resting on short brick pedestals. The house is set on slight rise above the street, with a driveway on the north and no garage.
120 Cambridge St	-	Not Counted	Vacant Lot
123 Cambridge St	ca. 1915	1 Contributing	A 2-story two-family house with Arts & Crafts style elements, a brick foundation, vinyl siding, and a hipped roof. The 1-story entry bay is fronted by an entrance porch that merges the classical aedicula form with Tudor Revival elements; the small gable roof is carried by wood brackets and supported by two side piers, and the pediment is articulated with a half-timber pattern. A north-facing second-story sleeping porch is part of the north wing and supported by connected square wooden piers that are attached to the wall by a decorative wood railing and latticework. A south side asphalt driveway leads to a paved backyard.
128 Cambridge St	ca. 1920	2 Contributing	A 2.5-story Colonial Revival frame side-entrance single-family residence with a combination front-gable and hipped roof featuring a pedimented gable, overhanging eaves on the east façade, and a hipped-roof 2-story projecting rectangular bay on the west end. The house is built on a brick foundation and clad in clapboard. The façade facing east includes a 1-story near-full-width enclosed porch with small windows and a low hipped roof. The north side driveway leads to a front-gable two-car garage at the rear of the lot.
129 Cambridge St	ca. 1900	2 Contributing	A 2.5-story frame single-family residence with a hipped roof featuring a gable-roof front extension and centered gable dormers on the north and south sides and an off-center gable dormer on the west side. The house is built on a cast block foundation and has clapboard siding. The asymmetrical three-bay façade features a central door and a chamfered window bay on the south side of the first story, which carries a full projecting rectangular bay on the second story, leaving a southwestern cut corner where wooden brackets support the second-story overhang and a northwestern protected porch area by the front door where a valance with wooden spindles is overhead. A north side driveway leads to the rear of the lot and a two-car pyramidal-roof garage.
132 Cambridge St	ca. 1920	2 Contributing	A 2-story frame side-entrance single-family Colonial Revival residence built on a brick foundation, with clapboard siding on the first story and shingles on the second, beneath a front-gable roof with overhanging eaves and eave returns. A full-width 1-story porch with a hipped roof projects from the façade and is supported by four wood Tuscan Doric columns. A brick chimney rises just inside the eastern wall and breaks through the roof at the gable apex. The north side driveway leads to a two-car front-gable garage.
133 Cambridge St	ca. 1900	2 Contributing	A 2.5-story residence beneath a side gable roof with full cornice return and frieze trim, topped by gable dormers with returns, and flanked by a hipped 1-story projection on the west elevation. The entrance sits behind a hipped portico on square columns in the center of the front façade, with six-over-one windows in trim distributed throughout, frequently paired or grouped. The foundation and first story is brick, with shingles above and on the projection. A driveway to the north leads to a gable-on-hip two-car garage.

Address	Date of Construction	Status	Description
136 Cambridge St	ca. 1920	2 Contributing	A 2-story frame side-entrance single-family residence with a cross-gable roof featuring side gables in the front portion and a third gable side in the rear. The house is built on a brick foundation and clad on the first story with clapboard and on the second with cedar shingles in a thick and thin row pattern. A full-width 1-story open porch, accessible only through two doors from the inside, spans the façade and has a very low hipped roof supported by Foursquare piers. The level lot has a north side driveway that leads to a gable-roofed two-car garage with original doors.
137 Cambridge St	ca. 1910	2 Contributing	A 2.5-story frame front-entrance single-family residence built on a brick foundation, with clapboard siding and a cross-gable roof. Each façade is articulated with a large full-width pedimented gable with tripartite rectangular windows. The lot rises to the east, and the house is approached by five concrete steps and a short walkway from the sidewalk to four wooden steps that lead to a full-width open porch that spans the first story, with four fluted Tuscan Doric columns supporting a low hipped roof featuring a decorated pediment. A south side driveway leads to a two-car garage.
141 Cambridge St	ca. 1920	2 Contributing	A 2.5-story Dutch Colonial Revival frame front-entrance single-family residence with clapboard siding and a side-gable gambrel roof. Large shed dormers run most of the width of the house and rise from the first-story walls on the east and west sides through the gambrel roof, creating a full-height second story. The entrance is in the first-story north bay and is approached by steps to an aedicula-type entrance of two rectangular piers supporting a projecting roof with an arch beneath the small gable. A north-side driveway leads to a two-car front-gable garage at the northwest corner of the lot.
142 Cambridge St	ca. 1920	2 Contributing	A 2.5-story Colonial Revival frame side-entrance single-family residence with a brick foundation, clapboard siding, and a front-gable roof featuring a pedimented gable and overhanging eaves. The façade facing Cambridge Street is dominated by a central exterior brick chimney that rises through the pedimented gable and roof peak, and is flanked by attic-level square windows in the pediment. The north façade has five bays, with the entrance on the first story of the second bay, where three concrete steps perpendicular to the house lead to a small projecting entrance porch with a gable roof supported by four wood square piers. A north side driveway leads to a two-car front-gable garage at the northwest corner of the lot.
147 Cambridge St	1904-08	2 Contributing	A 2.5-story frame front-entrance single-family residence beneath a side-gable roof with large east and west side dormers. The house is built on brick foundations and clad in clapboard, with cedar shingle siding in the gables. The west façade is articulated with a pedimented gable with a Palladian window. The lot rises to the east with a north side paved driveway leading to the backyard.
148 Cambridge St	ca. 1910	2 Contributing	A 2.5-story single-family residence featuring a prominent hipped roof with large dormers on the north, west, and south sides. The south side is dominated by a 2-story chamfered bay topped with a gable. The front includes a seasonally enclosed porch with square wooden piers and a shingle-clad lower wall.
150 Cambridge St	ca. 1920	1 Contributing	A 2.5-story frame side-entrance single-family Colonial Revival residence beneath a gable roof with overhanging eaves and eave returns. The house is built on cast block foundations and is clad in clapboards. A full-width 1-story porch with a low-pitched gable roof projects from the façade, supported by eight wood rectangular piers in three groups: two in the center and three on each corner. An open sleeping porch is on the second story in the rear, facing west. The rectangular lot has a north side driveway leading to the rear.
151 Cambridge St	ca. 1908	2 Contributing	A 2.5-story single-family residence with a cross-gable roof that creates a projecting west entrance wing with a prominent pedimented gable-front façade on Cambridge Street. The gable-front wing and a 1-story open porch in front comprise the southern two-thirds of the house width, while a recessed north-facing wing is set back. The entire porch, first story, and foundation are faced with rough stucco or cement. A north side driveway leads to a gable-roofed two-car garage in the rear of the lot.

Address	Date of Construction	Status	Description
156 Cambridge St	ca. 1920	2 Contributing	A 2.5-story Colonial Revival frame side-entrance single-family residence beneath a front-gable roof with overhanging eaves. The house is built on cast block foundations and is clapboard sided. The façade facing Cambridge Street is dominated by a central exterior brick chimney that rises through the pediment gable and roof peak. A rebuilt near-full-width 1-story seasonally enclosed porch with a low shed roof projects from the façade. The rectangular lot has a north side driveway that leads to a gable-roofed one-car garage.
157 Cambridge St	ca. 1908	2 Contributing	A 2.5-story frame front-entrance single-family residence beneath a hipped roof with overhanging eaves. The house is built on a cast block foundation and clad in vinyl siding. A gable dormer is on the Cambridge Street (east) façade, and hipped dormers are on the north and south sides. A full-width 1-story open porch with a low hipped roof, supported by Foursquare wooden piers, projects from the Cambridge Street façade. The south side driveway leads to a pyramidal-roofed garage at the rear of the lot.
162 Cambridge St	ca. 1908	2 Contributing	A 2.5-story brick front-entrance single-family residence beneath a cross-gable roof with prominent side dormers. The east-facing front wing and façade gable are off-center, while a full-width 1-story seasonally enclosed porch with a low hipped roof projects from the façade and is supported by four rectangular wood piers. Above the porch and centered beneath the east gable is a projecting chamfered window bay, the wall sections of which are clad in clapboard; the gable is clad with cedar shingles arranged in alternating rows of rectangular shingles and shingles with a scalloped lower edge.
163 Cambridge St	ca. 1908	2 Contributing	A 2.5-story frame front-entrance single-family residence beneath a hipped roof with overhanging eave and hipped dormers on the north, west, and south sides. The house is built on a cast block foundation and clad in clapboard siding. A full-width 1-story open porch with a low hipped roof projects from the Cambridge Street (west) façade and is supported by four wooden columns. A north side driveway leads to a front-gable two-car garage with a modern lift door.
166 Cambridge St	ca. 1920	2 Contributing	A 2.5-story frame side-entrance single-family Colonial Revival residence beneath a gable roof with overhanging eaves. The house is built on a cast block foundation and clad in clapboard. A near-full-width 1-story porch with a low hipped roof projects from the façade and is supported by four wood rectangular. The rectangular lot has a north side driveway that leads to a brick hipped-roof two-car garage.
167 Cambridge St	ca. 1915	2 Contributing	A 1.5-story bungalow-type single-family house with a broad front-gable roof that has overhanging eaves and is supported by brackets. The house is built on a brick foundation and clad in vinyl siding. The front gable projects out over a seasonally enclosed porch and is supported by short tapered wood piers raised on brick pedestals. A south side driveway leads to a front-gable two-car garage.
200 Cambridge St	ca. 1920	1 Contributing	A 2.5-story Colonial Revival frame side-entrance single-family residence beneath a front-gable roof with overhanging eaves and eave returns. The house is built on a brick foundation and clad in clapboard on the first story and cedar shingles in a pattern of alternating thick and thin rows on the second. The façade facing Cambridge Street is dominated by a central exterior brick chimney that rises through the pediment gable and roof peak. A north side driveway does not extend the full depth of the lot, and there is no garage.
204 Cambridge St	ca. 1920	2 Contributing	A 1.5-story frame front-entrance residence surmounted by a side-gable saltbox roof oriented such that the rear of the roof is longer than the front. The front roof extends beyond the façade to form a full-width 1-story enclosed porch supported by four Doric pilasters, either originally or subsequently joined into a single enclosing wall structure. The north side driveway leads to a side-gable 1-car garage.
205 Cambridge St	ca. 1930	2 Contributing	A 2.5-story frame residence with a nearly square footprint, beneath a hipped roof with overhanging eaves, exposed rafter tails, and hipped dormers on all four sides. The house rests on a rusticated cast block foundation and is clad in cedar shingles on the first and second stories and clapboard on the front of the enclosed first-story porch, which has a low hipped roof spanning the entire façade. The lot is level, with a north side driveway leading to a front-gable two-car garage in the rear.

Address	Date of Construction	Status	Description
209 Cambridge St	ca. 1920	1 Contributing	A 2.5-story frame or brick single-family residence beneath a hipped roof with overhanging eaves, centered hipped dormers on three sides, and an off-center dormer on the east side. The house is built on a cast block foundation and has smooth stucco or concrete siding. The full-width 1-story porch, entered by steps on the north side, has a low hipped roof supported by three square wood piers. A north side driveway leads to a backyard.
213 Cambridge St	ca. 1920	2 Contributing	A 2.5-story frame side-entrance residence surmounted by a side-gable saltbox roof oriented such that the rear of the roof is longer than the front with projecting eaves and decorative rafter tails. A gable dormer with a full Palladian window projects from the west side of the roof and is centered over a projecting full-width 1-story open porch with a low hipped roof, supported by three square wooden piers, that spans the facade. A north side driveway leads to a side entrance and a side-gable two-car garage.
214 Cambridge St	ca. 1930	2 Contributing	A 2.5-story frame side-entrance single-family residence beneath a hipped roof with overhanging eaves. The house is built on cast block foundations and clad in clapboard. A near-full-width 1-story open porch with a low hipped roof projects from the Cambridge Street façade and is supported by four fluted Doric columns. A north side driveway leads to a front-gable two-car garage at the northwest corner of the lot.
217-19 Cambridge St	ca. 1930	1 Contributing	A 2.5-story frame two-family residence surmounted by an elongated hipped roof with projecting hipped-roof dormers on each side. The two-bay façade has a projecting chamfered bay on the north (left) and adjacent entrance doors on the south (right). There are a full-width porch on the first story and a half-width porch on the south side of the second story supported by wooden square columns. The level lot has a north side driveway.
218 Cambridge St	ca. 1920	2 Contributing	A 2-story frame side-entrance single-family Colonial Revival residence beneath a gambrel roof with overhanging eaves and small horizontal brackets. The house is built on a brick foundation and clad in clapboards on the first story and shingles on the second. A full-width 1-story porch with a low hipped roof projects from the façade and is supported by Foursquare wood piers. A north side driveway leads to a gambrel-roofed two-car garage at the rear of the lot.
221-23 Cambridge St	ca. 1930	2 Contributing	A 2-story frame two-family residence surmounted by an elongated hipped roof with projecting hipped-roof dormers on each side. The house is built on a cast block foundation. The two-bay façade has a projecting chamfered bay on the north (left) and adjacent entrance doors on the south (right). The lot is level and features a north side driveway leading to a front-gable two-car garage at the rear of the lot.
222 Cambridge St	ca. 1930	2 Contributing	A 2.5-story Dutch Colonial Revival frame side-entrance single-family residence clad in vinyl siding, beneath a gambrel roof with a pedimented gable, overhanging eaves, and shed dormers on the north and south sides. The façade facing east (Cambridge Street) is dominated by a central exterior brick chimney that rises through the pedimented gable and roof peak. A 1-story near-full-width permanently enclosed porch with a low hipped roof projects toward Cambridge Street, abutting the chimney. A north side driveway leads to a front-gable two-car garage at the rear of the lot.
225-27 Cambridge St	ca. 1930	2 Contributing	A 2-story frame multi-family Colonial Revival residence beneath a hipped roof with projecting hipped-roof dormers on each side. The house is built on a cast block foundation and clad in vinyl siding. There is a full-width porch on the first story and a half-width porch on the south side of the second story supported by wooden square columns. The level lot has a north side driveway leading to a front-gable two-car garage at the rear of the lot.
228 Cambridge St	ca. 1930	2 Contributing	A 2.5-story frame side-entrance single-family residence beneath a mixed hipped and gable roof with overhanging eaves. The house is built on a cast block foundation and clad in vinyl siding. A gable dormer with returning eaves is on the Cambridge Street (west) façade, and hipped dormers are on the north and south sides. A near-full-width 1-story open porch with a low hipped roof projects from the Cambridge Street façade and is supported by Foursquare wooden piers. A north side driveway leads to a front-gable two-car garage at the northwest corner of the lot.

Address	Date of Construction	Status	Description
229-31 Cambridge St	ca. 1930	2 Contributing	A 2-story frame multi-family residence surmounted by an elongated hipped roof with projecting hipped roof dormers on each side. The house is built on a cast block foundation and clad in aluminum siding. There is a full-width porch on the first story and a half-width porch on the south side of the second story supported by fluted Doric columns. The level lot has a north side driveway leading to a 1.5-story front-gable two-car garage at the rear of the lot.
232 Cambridge St	ca. 1930	2 Contributing	A 2-story frame side-entrance single-family Colonial Revival residence beneath a gable roof with overhanging eaves and eave returns. The house is built on a brick foundation and clad in clapboards on the first story and shingles in a pattern of thick and thin rows on the second. A full-width 1-story porch with a low hipped roof projects from the façade and is supported by Foursquare wood piers. A north side driveway leads to a front-gable two-car garage.
233-35 Cambridge St	ca. 1930	2 Contributing	A narrow rectangular 2.5-story frame two-family residence with the narrow end facing the street. The house is built on a cast block foundation and clad in clapboard on the first story and wooden shingles in a thick and thin row pattern on the second. The house is surmounted by a combination hipped roof with overhanging eaves in the front and an elongated gable roof in the rear, and two shed-roof dormers are on the north and south sides about a third of the way toward the rear of the building, where the roof type changes. The level lot has a north side driveway leading to a hipped-roof two-car garage.
236 Cambridge St	ca. 1930	2 Contributing	A 2-story frame side-entrance single-family Colonial Revival residence beneath a gable roof with overhanging eaves and eave returns. The house is built on a cast block foundation and clad in clapboards. A full-width 1-story porch with a low hipped roof projects from the façade and is supported by four wood fluted Tuscan Doric columns. Full-height wooden pilasters are applied to the east façade corners and connect with the eave returns at the base of the gable. A north side driveway leads to a front-gable two-car garage.
240 Cambridge St	ca. 1930	2 Contributing	A 2.5-story frame Colonial Revival side-entrance single-family residence beneath a front-gable roof with a pedimented gable and overhanging eaves. The house is built on a brick foundation and clad in vinyl siding. The façade facing Cambridge Street is dominated by a central exterior brick chimney that rises through the pediment gable and roof peak. A near-full-width 1-story open porch with a low hipped roof projects from the façade and is supported by three smooth Doric columns. A north side driveway leads to a front-gable two-car garage at the northwest corner of the lot.
241 Cambridge St	ca. 1910	2 Contributing	A 1.5-story front-gable single-family bungalow-type house influenced by the Arts and Crafts movement. There are gable-roof dormers with overhanging eaves and rafter tails on each side, creating the effect of a continuous cross-gable roof. The first story is built of brick, and the large front gable with overhanging eaves is finished in stucco, with three narrow rectangular windows within a rectilinear half-timber design near the apex. A north side driveway leads to a small hipped-roof one-car garage at the northeast corner of the lot.
245 Cambridge St	ca. 1910	1 Contributing	A 1.5-story front-gable single-family residence clad in cedar shingles. The façade is articulated with a series of related grid designs in the half timbering of the gable and the varied windows and pane sizes of the front porch. The rectangular lot rises slightly to the east so that the house is situated a few feet above street level, and a south side driveway leads to the rear of the lot.
246 Cambridge St	ca. 1930	2 Contributing	A 2-story frame side-entrance single-family Colonial Revival residence beneath a slightly gambrel-shaped gable roof with overhanging eaves and eave returns. The house is built on a cast block foundation and clad in clapboards. The façade facing Cambridge Street is dominated by a central exterior brick chimney that rises through the gable and roof peak. A full-width 1-story seasonally enclosed porch with a low hipped roof projects from the façade and is supported by three wood smooth Tuscan Doric columns. A north side driveway leads to a front-gable two-car garage in the northwest corner of the lot, built in the same style as the house.

Address	Date of Construction	Status	Description
249 Cambridge St	ca. 1930	1 Contributing 1 Non-contributing	A two-and-a-half-story frame single-family residence, featuring a mixed hipped roof with overhanging eaves and hipped dormers, has a near full-width one-story open porch supported by four square wooden piers, with wooden steps leading to the main entrance. The house, with clapboard siding on the first story and cedar shingles on the second, includes symmetrical second-floor sash windows, a south façade brick chimney, and a driveway leading to a non-contributing two-car garage at the southeast corner of the lot.
250 Cambridge St	ca. 1930	2 Contributing	A 2.5-story Dutch Colonial Revival frame side-entrance single-family residence beneath a front-gable gambrel roof with overhanging eaves. The house is built on a brick foundation and clad in clapboard siding. The façade facing Cambridge Street is dominated by a central exterior brick chimney that rises through the pediment gable and roof peak. A near-full-width 1-story open porch with a low hipped roof projects from the façade and is supported by eight square wooden piers in three groups. A north side driveway leads to a front-gable two-car garage at the northwest corner of the lot, built in the same style as the house.
255 Cambridge St	ca. 1910	1 Contributing	A 1.5-story frame front-entrance residence surmounted by a side-gable roof featuring a large shed dormer with a tripartite rectangular window on the western part facing Cambridge Street. The house is built on a cast block foundation and clad in clapboard on the first story and cedar shingles on the upper level and gables. Three wooden steps lead to a recessed entrance porch set under the roof in the northwest corner. The small rectangular lot rises slightly to the east, the house sets slightly above street level, and there is no driveway or garage.
206 Cambridge St Rear	-	Not Counted	Vacant Lot
402 Cherry St	ca. 1900	1 Contributing	A 1.5-story residence beneath a side gable roof, with a wide shed roof dormer containing a group of four one-over-one windows on the front, and the front façade consisting of a full-width enclosed porch on stone half-walls and square columns. The foundation is cast block, the siding consists of horizontal boards except for the shingled dormers, and the windows are largely one-over-one in trim with cornices.
404-06 Cherry St	ca. 1900	1 Contributing	A 2.5-story multi-family residence beneath a front gable roof with fascia board, fronted by a 2-story porch on full-height square columns with matching pilasters. The foundation is concrete, the siding is clapboard, and the windows are one-over-one.
405 Cherry St	ca. 1900	1 Contributing	A 2.5-story residence beneath a front gable roof with full cornice return and frieze trim, with a small cross gable projection on one side and an overlapping gable in the front. The overlapping gable roofs a 2-story semi-hexagonal bay projection, adjacent to the front porch which stands on large Tuscan columns and wraps around the northwest corner. The house appears to have stone foundation, is clad in novelty siding with narrow trim down the corners and around windows, and has a variety of window styles, including sidelights for the door, nine-over-nine windows with arched fanlights on the first story, six-over-six windows, and small multi-pane windows in the gables.
407 Cherry St	ca. 1900	1 Contributing	A 2-story residence beneath a low-pitched hipped roof with a 2.5-story Mansard roof tower along the front façade, to the north. The main volume and tower are fronted by a full-width porch with square columns and decorative railings. The house has horizontal siding, nine-over-nine windows on the first story and six-over-six windows on the second, and the tower roof contains arched dormers with pointed trim, although the windows have been closed up.
408 Cherry St	ca. 1900	1 Contributing	A 2.5-story residence beneath a front gable roof with cross gables on the sides, the southern cross gable projecting out slightly over a 2-story semi-hexagonal bay. The house is fronted by a 2-story front porch on paired columns. The house has horizontal siding and contains mostly one-over-one windows in wood trim with cornices, occasionally paired on the sides, with a one-over-one flanked by single-pane windows in the gable pediment.
409 Cherry St	ca. 1900	1 Contributing	A 2.5-story residence beneath a front gable roof with full eave return, cross gables on the sides, and an overlapping gable in the front above a 2-story semi-hexagonal bay projection. There is a full-width front porch on solid railings and thin columns, which narrows to half-width on the second story. The house has horizontal siding and primarily one-over-one windows in trim, with smaller windows in the gables.

Address	Date of Construction	Status	Description
410 Cherry St	ca. 1900	1 Contributing	A 2.5-story residence beneath a front gable roof with overhanging eaves and cross gables on the sides, the northern gable projecting out slightly over a 2-story semi-hexagonal bay, and a wide overlapping gable in the front above another semi-hexagonal bay. Adjacent to the bay is a narrow 2-story porch on square columns. The second story flares out slightly above the first story, the walls are clad in clapboard, and the windows are one-over-one in narrow trim.
411 Cherry St	-	Not Counted	Vacant Lot
412-14 Cherry St	ca. 1900	1 Contributing	A 2.5-story multi-family residence beneath a hipped roof with overhanging eaves and exposed rafter tails, hipped dormers on the sides, and a half-width front gable over a semi-hexagonal bay projection. The second story flares out slightly above the first, and there is a square bay projection on one side. The foundation is clad in stucco with glass block windows, the walls have narrow clapboard on the first story and shingles above, there is trim between stories and above the foundation, and the windows are one-over-one in trim with cornices.
415 Cherry St	ca. 1890	1 Contributing	A 2.5-story residence beneath an L-shaped cross gable roof, with trim between the gable and second story, and a 1-story enclosed entrance in the corner with a shed gable roof. The siding is clapboard, the windows are one-over-one in trim except for the single-pane gable windows, and there is a beveled corner on the first story containing a window and corner brackets.
417 Cherry St	ca. 1900	1 Contributing	A 2-story Italianate residence beneath a low-pitched hipped roof, with overhanging eaves underscored by brackets and trim, fronted by a full-width 1-story porch with wood square columns and a gable over the entrance. The front façade is three bays wide, with a door in one corner, and one-over-one windows in trim with cornices in the rest of the bays. The walls are clad in horizontal siding. A driveway to the south leads to a second structure with a side gable roof.
419 Cherry St	ca. 1900	2 Contributing	A 2-story residence beneath a low-pitched L-shaped cross gable roof, fronted by a hipped full-width front porch on wood columns, with another small porch in the corner of the L. The foundation appears to be concrete, there is horizontal siding, and the windows are one-over-one in trim, distributed evenly across the three bays of the front with the door in one corner. Behind the residence is a 2-story side gable structure with horizontal siding, a flared second story with trim underneath, and one-over-one windows.
421 Cherry St	ca. 1900	1 Contributing	A 2.5-story residence beneath a hipped roof with a half-width front gable projection and a centered gable on the north elevation, with overhanging eaves and brackets under the front gable. Adjacent to the projection is a half-width entrance porch on turned spindle columns with ornate spindle railings. The foundation is ashlar masonry, there is horizontal siding, and the windows are largely one-over-one in trim, paired in the gables, with a few rectangular windows containing small panes around one large pane.
423 Cherry St	ca. 1900	1 Contributing	A 2.5-story residence beneath an L-shaped cross gable roof with an enclosed entrance porch in the corner, where one slope of the front gable extends asymmetrically to roof the entrance, and where each gable contains wood barge board. The house is clad in vertical board and batten with wide wood planks, and the windows, frequently paired or grouped in three, are one-over-one in trim.
425 Cherry St & Beech St S	ca. 1900	1 Contributing	A 2-story residence beneath an L-shaped cross gable roof with overhanging eaves and gable end brackets, with a 1-story extension in the corner and a wide 1-story shed roof extension to the north. The foundation consists of rusticated cast block with glass block windows, there is horizontal siding, and the windows are one-over-one in trim with cornices.
418 Cherry St To Beech St S	ca. 1900	1 Contributing	A 2.5-story residence beneath a front gable roof with slightly projecting cross gables on the sides and a wide overlapping gable in the front, with the front gable roofing a 2-story semi-hexagonal projection, and with each gable containing decorated barge board, patterned shingles, and either trim across the bottom or full eave returns, and each slope side underscored by exposed rafter tails. The semi-hexagonal projection has ornate corner brackets below the gable, and adjacent to the front projection is an entrance porch on square columns. The foundation consists of ashlar masonry with glass block windows, the siding consists of flat horizontal boards with trim down the edges, and the windows are one-over-one in trim with cornices.

Address	Date of Construction	Status	Description
118 Clarendon St	ca. 1940	1 Contributing	A 2.5-story residence beneath a hipped roof with overhanging eaves, topped by hipped dormers on the sides with a gable dormer in the front, adorned by cornice returns. There is a partial-width front porch on square columns. The foundation is rusticated cast block, the siding is clapboard with trim down the edges, and the windows are largely one-over-one in trim, sparsely distributed.
119 Clarendon St	ca. 1925	1 Contributing	A 1.5-story residence beneath a side gable roof. The front façade is symmetrical with a door in the center and two one-over-one windows with shutters on either side. The foundation is concrete, the siding is clapboard, and the windows are one-over-one, paired in the gable ends.
125 Clarendon St	ca. 1890	1 Contributing	A 2.5-story residence beneath a side gable roof with cornice returns and frieze trim, with a half-width front gable roofing a 2-story semi-hexagonal bay projection. Adjacent to the projection is a half-width porch with turned spindle columns, spindle frieze, and ornate brackets, above which is an extension from the bay projection. The siding is clapboard but with shingles in the side gables and patterned shingles in the front gable, and the windows are one-over-one in trim, several being squatter than others.
131 Clarendon St	ca. 1920	1 Contributing	A 2.5-story residence beneath a front gambrel roof with shed dormers on the sides and overhanging eaves underscored partially by brackets/exposed rafter tails. The two-bayfront façade is largely symmetrical, with a full-width hipped porch on trellis-like columns, with the door in one bay and a window in the other, two windows with shutters on the second story, and a single arched window in the gambrel peak. There is concrete block foundation, horizontal siding, and the windows are one-over-one in trim.
137 Clarendon St	ca. 1920	1 Contributing	A 2.5-story residence beneath a side gable roof with overhanging eaves, with half of the front slope extended down to a 1-story extension, a shed dormer above the extension and a gable wall dormer on the adjacent wall. The extension has a band of frieze trim with vertical panels. The entrance is within a shed-roofed enclosed porch on the west elevation. The foundation is rusticated cast block, the siding is clapboard on the first story and shingles above, and the windows are six-over-six in trim with cornices, some with shutters as well.
201 Clarendon St	ca. 1920	1 Contributing	A 2.5-story frame single-family residence with a rectangular footprint and the narrow side facing the street. The house is built on a rusticated cast block foundation, clad in clapboard siding on the first story and shingles on the second, and surmounted by a front-gable roof with returned eaves. A full-width 1-story open porch with a shed roof protects the façade and is supported by slender wooden columns. The level lot has a shared driveway on the east and no garage.
207 Clarendon St	ca. 1915	1 Contributing	A 2-story frame side-entrance single-family residence beneath a front-gable roof with returned eaves. The house rests on a rusticated cast block foundation and is clad in clapboards on the first story and shingles on the second. The façade facing south toward the street features an exterior brick chimney in the center. The level lot has a shared driveway and no garage.
211 Clarendon St	ca. 1920	2 Contributing	A 2-story frame single-family Craftsman-style residence beneath a hipped roof with projecting eaves and exposed rafter tails. The house is clad in shingle siding. A full-width 1-story open porch spans the façade, with a shed roof projecting above a cornice with slender brackets, supported by Foursquare wooden columns. The lot rises slightly from the street, with a driveway on the west leading to a detached hipped-roof one-car garage.
214 Clarendon St	ca. 1920	1 Contributing	A 2.5-story residence beneath a hipped roof with overhanging eaves and exposed rafter tails, topped by hipped dormers containing squat three-over-one windows. There is a small gable entrance porch in the center of the front façade. The foundation appears to be concrete, there is horizontal siding, and the windows are largely one-over-one in trim, with wider windows on the first story.
219 Clarendon St	ca. 1930	1 Contributing	A 2.5-story single-family Tudor Revival residence with brick siding on the first story, stucco on the second, and vertical half-timbering in the gable ends. The house is surmounted by a front jerkinhead gable roof with overhanging eaves, supported at the two front corners by decorative curved wooden brackets. The first-floor façade facing south is dominated by an enclosed less-than-full-width porch with a hipped roof. The lot rises across the front from west to east, with a driveway on the east and no garage.

Address	Date of Construction	Status	Description
227 Clarendon St	ca. 1910	1 Contributing	A 2-story frame single-family side-entrance residence surmounted by a side-gable roof with overhanging eaves. The house is built on a rusticated cast block foundation and clad in wooden shingles. The entrance is in the center of the west side, beneath an open-gable cap. The lot rises from the street and across the façade from west to east, with a gravel walkway curving from the sidewalk toward the west side entrance; there is no driveway or garage.
229 Clarendon St	ca. 1920	2 Contributing	A 2-story frame single-family residence in the Dutch Colonial style with a prominent gambrel roof. The house is built on a concrete foundation and clad in clapboard siding on the first story and wooden shingles on the second. A full-width open 1-story porch spans the façade, with a flat roof supported by Foursquare wooden columns; on the second floor, a shed roof supported by three narrow decorative wooden brackets spans the two center windows, while a small triple window is in the gable end. A driveway on the right leads to a contributing one-bay garage with a front-gable roof.
301 Clarendon St	1909	1 Contributing	Clarence Congdon House: A 1.5-story frame single-family Craftsman-style residence clad in wooden shingle siding and surmounted by a side-gable roof with overhanging eaves. The façade is recessed behind the overhanging front roof to form a full-width 1-story open porch supported by Foursquare wooden columns, while a broad shed roof dormer extends from the roof peak with six windows flanking a central door that opens to a deck recessed within the roof. The lot rises sharply from the street, with two sets of concrete stairs providing access from the street.
307 Clarendon St	1910	1 Contributing	A 1.5-story frame single family residence clad in shingle siding and surmounted by a side-gable roof with wide overhanging eaves. The south façade facing the street is recessed behind the overhanging front roof, forming a full-width 1-story open porch supported by Foursquare wooden columns. The lot rises sharply from the street, with access provided by a set of concrete steps, and there is no driveway or garage.
410 Clarendon St	ca. 1910	1 Contributing	A large and narrow 1.5-story frame single-family residence with its long side facing north toward Clarendon Street. The house is clad in stucco and surmounted by a gable roof. An open 1-story porch spans the west façade facing Ackerman Street and is constructed of pressure-treated lumber with a flat roof forming a deck from the second-floor façade. A one-car attached garage is located at the east end of the building and has a flat roof that serves as a deck from the first floor.
415 Clarendon St	ca. 1910	1 Contributing	A 2-story frame single-family side-entrance residence with an irregular footprint that is generally rectangular in plan with the narrow end facing south toward the street. The house is clad in clapboard siding on the first story and wooden shingles on the second, with a hipped roof above. The south façade features a 2-story polygonal bay on the west with single one-over-one windows on side facets on the first story and the center facet on the second story; the east side has an off-center single one-over-one window. The lot rises sharply from the street, an alley provides access to the rear of the house from Ackerman Street, and there is no garage.
421 Clarendon St	ca. 1900	2 Contributing	A 2-story frame single-family residence in the Queen Anne style beneath a hipped roof. The house is clad in clapboard siding on the first story and wooden shingles on the second. An open less-than-full-width 1-story porch extends from the polygonal bay to the southeast corner and wraps around the east side, with a flat roof supported by slender square wooden columns and an open sleeping porch on the second floor of the east side. The lot rises sharply from the street, and an alley provides access from Ackerman Street to a detached hipped-roof two-car garage.
431 Clarendon St	ca. 1910	2 Contributing	A 1.5-story frame single-family residence with a side entrance. The house is clad in clapboard siding and surmounted by a side-gable gambrel roof featuring very short upper sections, overhanging eaves, and returned gable ends. The south façade facing the street features two evenly spaced single windows, each beneath a shed roof cap with exposed rafter tails and supported by diagonal wooden brackets; the second story features two single windows that rise above the eave line to form gable dormers. The lot rises sharply from the street, and an alley provides access from Ackerman Street and leads to a detached contributing garage.

Address	Date of Construction	Status	Description
437 Clarendon St	ca. 1875	1 Contributing	A 2-story frame single-family residence in the Queen Anne style. The house is clad in clapboard siding, with fish-scale shingles in the gable end of the front gable roof. A full-story 1-story open porch spans the façade, with a flat roof supported by decorative metal columns. The lot rises sharply from the street, with the front lawn divided into three terraces defined by dry stone walls and concrete steps rising through the upper wall to provide access to the porch. An alley provides access to the rear of the house from Ackerman Street, and there is no garage.
501 Clarendon St	ca. 1910	1 Contributing	A 2-story frame single-family residence with a narrow rectangular footprint. The house is built on a rusticated cast block foundation and clad in clapboard siding on the first story and wooden shingles on the second. The east side of the house is dominated by a double-deck open porch with a shallow gable and returned eaves; the second floor of the porch is a sleeping porch. The lot rises sharply from the street, and there is an east side driveway but no garage.
504 Clarendon St	ca. 1925	2 Contributing	A 2-story frame single-family residence built in the American Foursquare style upon a brick foundation with a concrete base. The house is clad in clapboard siding on the first story and wooden shingles on the second and surmounted by a hipped roof with overhanging eaves. A full-width 1-story open porch spans the façade, with a hipped roof supported by three slender wooden columns with small Doric capitals. The narrow lot slopes slightly from west to east, with a driveway on the east leading to a detached contributing one-car garage with a side-gable roof.
510 Clarendon St	ca. 1910	1 Contributing	A 2-story frame single-family residence in the American Foursquare style, clad in clapboard siding on the first story and wooden shingles on the second. The house is surmounted by a tall, hipped roof with wide overhanging bellicast eaves. The north façade facing the street is dominated by a full-width 1-story enclosed porch with a shallow hipped roof and a double entrance to the porch at the west end of the façade. The lot slopes gently down from west to east, and there is no driveway or garage.
511-13 Clarendon St	ca. 1925	2 Contributing	A 2-story frame two-family residence clad in vinyl siding and surmounted by a hipped roof. A full-width open 1-story porch spans the façade, with a shallow hipped roof supported by single and grouped square wooden columns with small square capitals. An enclosed sleeping porch with a hipped roof rises from the porch roof near the center, with a tripartite window on the front and a single one-over-one window on the east and west sides. The lot slopes gently down across the façade from west to east, while a driveway on the east leads to a detached contributing three-car garage with a hipped roof.
514-16 Clarendon St	ca. 1925	1 Contributing	A 2-story frame two-family residence that has a narrow rectangular footprint and is surmounted by a hipped roof with overhanging eaves and exposed rafter tails. The house is built on a rusticated cast block foundation and clad in clapboard siding on the first story and wooden shingles on the second. A full-width 1-story open porch spans the façade, with a hipped roof supported by Foursquare wooden columns; a two-bay open porch rises above, with access from an off-center French door on the second floor and paired square columns at the corner supporting a projecting hipped roof. The lot slopes gently downward across the façade from west to east, and there is no driveway or garage.
515-17 Clarendon St	ca. 1925	2 Contributing	A 2-story frame two-family residence with a rusticated cast block foundation, clapboard siding, and a hipped roof. A full-width open 1-story porch spans the façade, with a shallow hipped roof supported by single and grouped square wooden columns with small square capitals. An enclosed sleeping porch with a hipped roof rises from the porch roof near the west end and is enclosed with screening. The lot slopes gently downward across the façade from west to east, and the westside driveway and three-car detached garage are shared with 511-513 Clarendon Street.
519-21 Clarendon St	ca. 1925	1 Contributing	A 2-story frame two-family residence surmounted by a hipped roof. The foundation is clad in concrete, the first story in clapboard siding, and the second in wooden shingles. A deep double-deck open porch covers the east half of the façade, with a hipped roof above the second floor, while a shed-roofed porch covers the entrances on the west side of the façade. The lot slopes gently downward across the façade from west to east, with a narrow driveway on the east and no garage.

Address	Date of Construction	Status	Description
520 Clarendon St	ca. 1910	1 Contributing	A 2-story frame single-family Dutch Colonial residence with a lateral gambrel roof. The house is built on a rusticated cast block foundation and clad in clapboard siding on the first story and wooden shingles on the second. A full-width 1-story open porch spans the façade, with a hipped roof and entablature supported by four wooden columns with small Doric capitals. The second floor within the tall gambrel overhangs the first floor, with a shallow projecting square bay on the first floor of the west side. The lot slopes gently downward across the façade from west to east, with an unpaved driveway on the east and no garage.
523-25 Clarendon St	ca. 1925	1 Contributing	A 2-story frame two-family residence surmounted by a hipped roof. The house is built on a rusticated cast block foundation and clad in clapboard siding on the first story and wooden shingles on the second. The south façade facing the street features two adjoining single doors on the west and a polygonal bay on the east, with a single window in each facet, that continues to the second floor. The lot slopes down across the façade from west to east, with a driveway on the east side leading to a paved parking area in the rear but no garage.
526 Clarendon St	ca. 1925	2 Contributing	A 1.5-story frame single-family residence with a rusticated cast block foundation and wooden shingle siding. The side-gable roof extends beyond the façade to form a full-width 1-story open porch and is supported by three broad columns enclosed in shingles. The lot slopes down across the façade from west to east, with a shared driveway on the east leading to a detached contributing two-car garage with a side-gable roof.
527-29 Clarendon St	ca. 1925	2 Contributing	A 2-story frame two-family residence with a rusticated cast block foundation, clapboard siding, and a hipped roof. A full-width 1-story open porch spans the façade, with a hipped roof supported by four round Doric wooden columns; an open porch beneath a front-gable roof rises above the main porch on the west side, with access from a single door and a modified Palladian window in the gable. An exterior brick chimney rises on the east side. The lot slopes downward across the façade from west to east, with a driveway on the east leading to a detached contributing two-car garage with a hipped roof.
530 Clarendon St	ca. 1925	2 Contributing	A 2-story frame single-family residence built in the American Foursquare style upon a rusticated cast block foundation. The house is clad in wooden shingle siding and surmounted by a hipped roof with overhanging eaves. A full-width 1-story open porch spans the façade with a tall hipped roof supported by two square tapered wooden columns. The lot slopes gently downward from west to east, with a shared driveway on the west that leads to a detached contributing two-car garage with a side-gable roof.
533-35 Clarendon St	ca. 1925	1 Contributing	A 2-story frame two-family residence with a rusticated cast block foundation, clapboard siding, and a hipped roof. The façade is recessed behind the overhanging front roof and dominated by a full-width double-deck open porch supported by square wooden columns. The lot slopes gently downward across the façade from west to east, with a driveway on the east side and no garage.
536 Clarendon St	ca. 1925	2 Contributing	A 2-story frame single-family residence in the Dutch Colonial style with a later gambrel roof. The house is clad in clapboard siding on the first story and wooden shingles on the second. A full-width 1-story open porch spans the façade with a shed roof supported by two square columns enclosed in shingles and arched openings on the sides. The lot slopes downward across the façade from west to east, with a driveway on the east leading to a side-gable two-car garage.
539-41 Clarendon St	ca. 1925	1 Contributing	A 2-story frame two-family residence surmounted by a side-gable roof with overhanging eaves and exposed rafter tails. The house is built on a rusticated cast block foundation and clad in clapboard siding on the first story and wooden shingles on the second. A less-than-full-width 1-story open porch spans the façade, with a hipped roof supported by slender wooden columns. The lot slopes gently down across the façade from west to east, with a driveway on the west and no garage.
540 Clarendon St	ca. 1925	1 Contributing	A narrow 2-story frame single-family residence surmounted by a front-gable jerkinhead roof with verge boards and exposed rafter tails. The house is built on a rusticated cast block foundation and clad in stucco siding on the first story and wooden shingles on the second. The north façade facing the street has a single door at the west edge and a four-part window off-center to the east, with a tripartite window on the second floor and a double diamond-pane window in the front gable. The lot slopes gently downward across the façade from west to east, with a driveway on the west and no garage.

Address	Date of Construction	Status	Description
543-45 Clarendon St	ca. 1925	1 Contributing	A 2-story frame two-family residence with clapboard siding and a front-gable roof. The façade features two adjoining single doors on the west and a polygonal bay on the east that continues to the second story, with a single entrance on the west of the second-floor façade. A full-width open double-deck porch spans the façade beneath an extension of the front-gable roof that is supported by Foursquare wooden columns at each story.
544 Clarendon St	ca. 1910	1 Contributing	A 2-story frame single-family residence in the American Foursquare style, with a hipped roof featuring overhanging eaves. The house is built on a rusticated cast block foundation and clad in clapboard siding. A full-width 1-story open porch spans the façade beneath a steeply pitched hipped roof supported by three square wooden columns. The lot is generally level, with a driveway on the east and no garage.
548 Clarendon St	ca. 1925	2 Contributing	A 2-story frame single-family residence in the American Foursquare style, with a hipped roof featuring overhanging eaves. The house is built on a rusticated cast block foundation and clad in vinyl siding. A hipped roof dormer projects from the center of the front roof with three single windows. A 1-story square bay projects from the first story of the west side, while a square bay projects from the second story of the east side. The lot is generally level, with a driveway on the east leading to a single-car hipped-roof garage in the rear.
554 Clarendon St	ca. 1910	1 Contributing	A 2-story frame single-family residence built on a rusticated cast block foundation, with wooden shingle siding and a steeply pitched hipped roof. A full-width 1-story open porch spans the façade beneath a hipped roof supported by six slender wooden columns; a one-bay pediment rises from the eaves of the porch above the entrance. The lot is generally level, with a driveway on the east and no garage.
556-58 Clarendon St	ca. 1925	1 Contributing	A 2-story frame two-family residence with a hipped roof. The foundation is clad in concrete, the first story in clapboard siding, and the second story in wooden shingles. A full-width 1-story open porch spans the façade beneath a hipped roof supported by three wooden columns; a screened-in sleeping porch covers the east half of the second story. The lot is generally level, with a driveway on the east and no garage.
560-64 Clarendon St	ca. 1925	2 Contributing	A 2-story three-family residence surmounted by a hipped roof. The foundation is clad in concrete, the first story in clapboard siding, and the second story in wooden shingles. A full-width 1-story porch spans the façade, open on the west and enclosed with louvered glass panes on the east, with a hipped roof supported by three square wooden columns. A one-bay sleeping porch, enclosed with louvered glass panes, rests on the east side of the porch roof. The lot is generally level, with a shared driveway on the east side leading to a contributing hipped-roof garage.
566-68 Clarendon St	ca. 1925	1 Contributing	A 2-story frame two-family residence with rusticated cast block foundation, clapboard siding on the first story and wooden shingles on the second, and a front-gable roof. The north façade facing the street is not visible given the dense coniferous tree coverage, but a 1-story porch with a hipped roof appears to span the façade. The driveway on the west is shared with 560-564 Clarendon Street.
602 Clarendon St	ca. 1910	1 Contributing	A 2-story frame single-family residence with a side-gable roof. The sides of the house are not visible given the dense coniferous trees and its proximity to side neighbors.
609-11 Clarendon St	ca. 1925	1 Contributing	A 2-story frame two-family Colonial Revival residence surmounted by a cross-gable roof. The house is built on a rusticated cast block foundation and clad in clapboard siding. A full-width double-deck open porch spans the façade, with the first-story hipped roof supported by replacement slender metal posts and the second-story flat roof supported by three wooden supports enclosed in vinyl siding. The lot is level, with a driveway on the east and no garage.
613-15 Clarendon St	ca. 1925	2 Contributing	A 2-story frame two-family house with a narrow rectangular footprint and an irregular gable-and-hip roof with overhanging eaves and exposed rafter tails. The house is built on a rusticated cast block foundation and clad in clapboard siding on the first story and wooden shingles on the second. The first-floor façade is dominated by a full-width open porch with a hipped roof supported by three fluted Ionic columns; a large front-gable sleeping porch occupies the west half of the second floor, projects slightly beyond the first-story porch, and contains a small Palladian-style window. The lot is level, with a driveway on the east leading to a detached contributing two-car garage with a steeply pitched hipped roof.

Address	Date of Construction	Status	Description
617-19 Clarendon St	ca. 1925	2 Contributing	A 2.5-story frame two-family residence with clapboard siding on the first story and shingles on the second. The hipped roof features a hipped-roof dormer. The full-width front porch is supported by square columns, and above it is a projecting, second-story open porch under a hipped roof supported by square columns. The lot is level, with a driveway on the east side and a frame two-car garage.
623-25 Clarendon St	ca. 1925	2 Contributing	A 2-story frame two-family residence surmounted by a cross-gable roof. The house is built on an irregularly laid square stone foundation and clad in clapboard siding, except for a band of wooden shingles between the first and second stories. A full-width 1-story open porch spans the façade beneath a hipped roof supported by three square wooden columns, with an enclosed sleeping porch on the west side of the second story with a front-gable roof and curved verge boards. The lot is level, with a driveway on the east leading to a detached contributing two-car garage with a hipped roof.
627-29 Clarendon St	ca. 1925	1 Contributing	A 2-story frame two-family residence surmounted by a hipped roof. The house is built on a rusticated cast block foundation and clad in clapboard siding. A full-width 1-story open porch spans the façade beneath a hipped roof supported by Foursquare wooden columns; an enclosed sleeping porch rises from the porch on the west side, beneath a front pedimented-gable roof with a small Palladian-style window. The lot is level, with a driveway on the east side and no garage.
709-11 Clarendon St	ca. 1925	2 Contributing	A 2-story frame two-family residence surmounted by a hipped roof. The house is built on a rusticated cast block foundation and clad in clapboard siding on the first story and wooden shingles on the second. A full-width 1-story open porch spans the façade beneath a hipped roof supported by Foursquare wooden columns; an enclosed sleeping porch rises from the porch on the west side, beneath a shallow front-gable roof. The lot is level, with a driveway on the east side leading to a detached contributing two-car garage.
713-15 Clarendon St	ca. 1925	1 Contributing	A 2-story frame two-family residence surmounted by a side-gable roof. The house is built on a rusticated cast stone foundation and clad in clapboard siding, except for the south façade, which is clad in stone panel siding. The southeast corner is canted, with a single window at each floor. A full-width 1-story open porch spans the façade, with a hipped roof supported by five slender metal posts. The lot is level, with a shared driveway on the east and no garage.
718 Clarendon St	ca. 1910	1 Contributing	A 2-story frame single-family residence with clapboard siding and a front-gable roof with small returned eaves. The north façade facing the street features a single door on the east and a triple window on the west; the second floor has two evenly spaced single windows. A full-width 1-story open porch spans the façade, with a flat roof supported by Foursquare wooden columns. The lot is level, with a short driveway on the west.
719 Clarendon St	ca. 1910	1 Contributing	A 2-story frame single-family residence with a rusticated cast block foundation, asbestos tile siding, and a hipped roof. The south façade facing the street is irregular, with a projecting 2-story section beneath a front-gable roof on the west side. A full-width 1-story open porch spans the façade, with a hipped roof supported by four slender wooden Tuscan columns, while a pedimented gable rises off-center above the entrance. The lot is level, with a shared driveway on the west.
401 Clarendon St & Ackerman *	ca. 1890	1 Contributing	A 2-story frame single-family residence with an irregular footprint, clad in shingle siding and surmounted by a front-gable roof. A square bay projects from the west side of the house beneath a pedimented-gable roof. The corner lot rises from the south along the west side of the house, with a driveway leading from the cross street at the rear, and there is no garage.
601 Clarendon St & Greenwood	ca. 1920	2 Contributing	A 2-story frame single-family residence beneath a side-gable roof with overhanging eaves and exposed rafter tails. The house is built on a rusticated cast block foundation and clad in clapboard siding. A full-width 1-story open porch spans the façade, with a primary hipped roof supported by Foursquare wooden columns and a shallower hipped roof over the entrance on the west side, all with overhanging eaves and exposed rafter tails. A secondary side entrance is located on the west façade beneath a hipped door cap with exposed rafter tails. The corner lot is level, with a driveway on the east leading to a contributing one-car garage with a hipped roof.

Address	Date of Construction	Status	Description
500-02 Clarendon St & Lancaster	ca. 1920	2 Contributing	A 2-story frame two-family residence with a rectangular footprint and the narrow end facing the street. The house is built on a stone foundation, clad in clapboard siding, and surmounted by a hipped roof. A full-width 1-story open porch spans the facade, with a hipped roof supported by two sets of paired wooden columns. The lot slopes down to the south, with a detached contributing three-car garage with stone walls and a hipped roof at the rear of the house.
106 Clarendon St & Ostrom Ave	ca. 1940	1 Contributing	A 2.5-story apartment complex beneath a hipped roof with trim and a hipped extension on either side, each containing a 2-story enclosed porch. The front façade is symmetrical, with a centered gable portico on square columns with a carved-out underside and sidelights around the door, a tripartite window with a central eight-over-one above the portico, and two one-over-one windows on either side and story. The foundation is ashlar stone, the siding is clapboard on the first story and shingle above, and the second-story windows have trim.
317 Clarendon St To Ackerman	ca. 1912	2 Contributing	Edward L. and Daisy Torbert House: A 2-story frame single family Colonial Revival residence with a generally rectangular footprint and the wide side facing south toward the street. The house is clad in clapboard siding and surmounted by a hipped roof with broad overhanging eaves and exposed rafter tails. The façade is dominated by a 1-story open porch that frames the broad central bay, with four broad fluted wooden Doric columns supporting a flat roof with a wide entablature and an ornamental Georgian railing above. The second floor of the façade features a central double door opening to the flat porch roof. The lot slopes down across the façade from west to east, and the driveway on the east leads to a detached one-car garage with a flat roof.
104 Clarke St	ca. 1920	2 Contributing	A 2-story frame single-family Colonial Revival residence beneath a front-gable roof with a pedimented gable and overhanging eaves. The house is built on a brick foundation and clad in metal siding. A slightly less-than-full-width porch spans the façade with a low hipped roof supported by Foursquare wooden piers. The rectangular lot slopes upward to the south, with a westside driveway leading to a gable-roofed 1-car garage with a modern lift door at the rear of the lot.
107 Clarke St	ca. 1900	1 Contributing	A 2-story frame single-family residence beneath a hipped roof with gable dormers projecting on the west and south sides. The house is built on a cut stone foundation and clad in aluminum siding. The south façade facing Clarke Street is dominated by a 1-story projecting enclosed low hipped-roof porch. A simple centered ground-level entrance cuts through the foundation, leads to the basement, and is flanked on both sides by tripartite polygonal projecting window bays. A westside driveway leads to the rear of the lot, and there is no garage.
110 Clarke St	ca. 1920	2 Contributing	A 2-story frame single-family Colonial Revival residence beneath a front-gable roof with a pedimented gable and overhanging eaves. The house is built on a brick foundation and clad in clapboard on the first story and shingles in a pattern of thin and thick rows on the second story and gables. A slightly less-than-full-width porch spans the façade beneath a low hipped roof supported by eight square wooden piers, with groups of three at each corner and a pair in the center. A westside driveway leads to a 1-car garage with a gable roof and modern lift door at the rear of the lot.
111 Clarke St	ca. 1920	2 Contributing	A 2.5-story frame residence surmounted by a side-gable roof with a low shed dormer. The house is clapboard-sided on the first story and shingle-sided on the second. A seasonally enclosed porch spans the first story of the façade and extends one bay further east than the house wall, wrapping halfway around the east façade. Atop this is a hipped-roof porch, enclosed with tripartite rectangular windows on the east and south sides. An east side shared driveway leads to a front-gable two-car garage at the northeast corner of the lot.
115 Clarke St	ca. 1915	2 Contributing	A 2.5-story frame single-family residence beneath a side-gable gambrel roof. The house is built on a parged cut stone foundation and clad in cedar shingles. The east corner of the Clarke Street façade has a recessed seasonally enclosed first-story porch with wide arched openings on the east and south sides and the main entrance set within. The lot is level, with a shared westside driveway that leads to a front-gable one-car garage with clapboard siding.

Address	Date of Construction	Status	Description
119 Clarke St	ca. 1920	1 Contributing	A 2.5-story frame single-family side entrance residence built on a brick foundation and surmounted by a side-gable roof. A slightly less-than-full-width seasonally enclosed porch spans the first story of the south (Clarke Street) façade with a low hipped roof supported by three square wooden piers. The porch is accessible only through two matching doors from within and enclosed with a shingle-clad parapet wall supporting multi-paned removable windows. A westside driveway leads to the rear of the lot, and there is no garage.
121 Clarke St	ca. 1910	2 Contributing	A 2-story Arts & Crafts Movement-inspired single-family side-entrance residence beneath a gable-on-hipped roof with wide overhanging eaves. The building's hybrid roof includes a small gable with a small arched window above the hipped roof facing south, and a shed gable on the west side of the hipped roof that has its horizontal eave broken with a small gable. The first story is brick, and the second story is clad in cedar shingles. A slightly less-than-full-width 1-story porch on a brick foundation spans the façade beneath a low hipped roof supported by eight square wooden piers, with groups of three at each corner and a pair in the center, each group linked by inter-columnar latticework. The level lot has a westside driveway that leads to a 2-car garage with a front-gable roof and brick and shingle siding at the rear of the lot.
123 Clarke St	ca. 1920	1 Contributing	A 2.5-story frame single-family residence beneath a front pedimented-gable roof with overhanging eaves. The house is built on a cast block foundation and clad in clapboard. A slightly less-than-full-width porch spans the façade beneath a low hipped roof supported by eight square wooden piers, with groups of three at each corner and a pair in the center. The porch is accessible only through twin doors from the inside. A westside gravel driveway leads to the rear of the lot.
129 Clarke St	ca. 1920	1 Contributing	A 2.5-story frame single-family residence beneath a side-gable roof with overhanging and returning eaves. The house is built on a cast block foundation and clad in aluminum siding. A slightly less-than-full-width porch, accessible only through twin doors from the inside, spans the façade beneath a shed roof supported by three square wooden piers. A centrally placed large gable dormer with returning eaves projects from the south side of the roof with three joined rectangular windows, the central one higher than the sides. A westside driveway leads to the rear of the lot.
130 Clarke St	ca. 1920	2 Contributing	A 2-story frame single-family Colonial Revival residence beneath a front-gable roof with overhanging eaves and eave returns. The house is built on a brick foundation and clad in clapboard on the first story and shingles in a pattern of thin and thick rows on the second story and gables. A slightly less-than-full-width porch spans the façade beneath a low hipped roof supported by eight square wooden piers, with groups of three at each corner and a pair in the center. Each group is connected by inter-columnar latticework. A westside driveway leads to a one-car garage with a gable roof and a modern lift door at the rear of the lot.
134 Clarke St	ca. 1920	2 Contributing	A 2.5-story frame side-entrance single-family Colonial Revival style residence beneath a front pedimented-gable roof with overhanging eaves and small horizontal brackets. The north (Clarke Street) side is dominated by a central exterior brick chimney that rises through the pediment and roof peak. A slightly less-than-full-width 1-story porch spans the façade with a low hipped roof supported by four square wooden piers. A westside driveway leads to a front-gable one-car garage with a modern lift door.
137 Clarke St	1912	2 Contributing	Wickes-Peter House: A 2.5-story frame single-family residence, clad in shingles, beneath a cross-gable gambrel roof. A concrete walkway leads from the sidewalk to four wooden steps that ascend to an open two-bay low hipped-roof porch on the west side of the façade and the front door. The porch roof is supported by three slender wooden columns, and there is one partial column at the top of the steps. A driveway leads to a front-gable two-car garage at the northwest corner of the lot.
141 Clarke St	ca. 1920	1 Contributing	A 2.5-story brick English-style cottage with strong Arts & Crafts elements. The variegated steep-pitched cross-gable roof combines many irregular parts, with a joined shingle-clad shed dormer facing Clarke Street and smaller gable dormers. A tall brick chimney rises from the east side and breaks through the overhanging eaves. A westside driveway leads to the rear of the lot.
142 Clarke St	ca. 1920	2 Contributing	A 2.5-story frame single-family front-entrance Colonial Revival residence beneath a side-gable roof with eave returns. The first story is clad in clapboard, and the second story and gable are clad in shingles in a pattern of thin and thick rows. A chamfered window bay with a hipped roof projects from the east side of the façade. A brick chimney rises on the exterior of the east side of the house, against which is built a seasonally enclosed porch spanning the width of the east side. The lot slopes upward to the south, with a westside driveway that leads to a front-gable two-car garage at the southwest corner of the lot.

Address	Date of Construction	Status	Description
146 Clarke St	-	Not Counted	Vacant Lot
148 Clarke St	-	Not Counted	Vacant Lot
150 Clarke St	ca. 1915	1 Contributing	A 2.5-story frame Arts & Crafts movement-inspired single-family residence beneath a side-gable roof with wide overhanging eaves. The house is built on a cast block foundation and clad in clapboard on the first story and cedar shingle on the second. The south (Clarke Street) façade has a projecting low hipped-roof entrance porch on the east side, supported by pairs of square wood piers connected by latticework. A rectangular window bay supported by wood brackets projects from the west side of the façade. An east side driveway leads to the southeast corner of the lot.
151 Clarke St	ca. 1911	2 Contributing	Canough House: A stucco-clad single-family residence beneath a low hipped roof with wide overhanging eaves. The house is symmetrically organized by a direct walkway from the sidewalk to a four-step approach to the prominent central entrance bay with a single door flanked by large rectangular windows on the ground floor and a projecting three-window dormer with a low hipped roof on the second floor. A low eave extends from immediately below the upper windows, ending just at the height of the front door lintel.
205 Clarke St	ca. 1920	2 Contributing	A 2-story frame single-family side-entrance Colonial Revival residence beneath a front-gable roof with a pedimented gable and overhanging eaves. The house is clad in clapboard. A slightly less-than-full-width seasonally enclosed porch spans the façade beneath a low hipped roof supported by Foursquare wooden piers. The lot slopes steeply to the north, with a westside driveway that leads to a one-car garage with a gable roof.
206 Clarke St	-	Not Counted	Vacant Lot
160 Clarke St & Allen St	ca. 1925	1 Contributing	A 1.5-story residence beneath a gable-on-hip roof, topped as well by gable dormers, each gable with stick work, brackets, and hanging king posts. The foundation is brick, there is a brick chimney on the south elevation, the siding consists of horizontal boards, and the windows are largely six-over-one in trim with cornices, frequently paired or grouped.
210 Clarke St & Fellows Ave	ca. 1920	2 Contributing	A 2.5-story frame single-family Colonial Revival style residence beneath a front pedimented-gable roof with overhanging eaves and small horizontal brackets. Situated on a rectangular corner lot at Clarke Street and Fellows Avenue, the house has a prominent pediment and a nearly full-width projecting porch on the north side and a full entrance façade on the east. The Clarke Street façade is dominated by a central exterior brick chimney that rises through the pediment and roof peak, against which is built a slightly less-than-full-width 1-story gable-roof porch. A front-gable two-car garage is at the rear of the lot facing Fellows Avenue.
211 Clarke St & Fellows Ave	ca. 1920	2 Contributing	A 2-story frame single-family Colonial Revival residence beneath a front-gable gambrel roof with overhanging eaves and eave returns. The house is built on a cast block foundation and clad in clapboard. The slightly less-than-full-width porch spans the south façade beneath a low hipped roof supported by eight square wooden piers, with groups of three at each corner and a pair in the center. Each group is connected by inter-columnar latticework. A two-car garage with a front-gable gambrel roof is at the rear of the lot facing Fellows Avenue.
116 Clarke St & Strong Ave	ca. 1895	2 Contributing	A 2.5-story frame single-family residence beneath a cross-gable roof with pedimented north (front) and east gables and overhanging eaves. The house is built on a high foundation of irregularly laid cut stones and clad in metal siding. The north (Clarke Street) façade has a recessed two-bay porch on the east half that wraps around the east façade one bay and has a shed roof supported by three slender wood columns. A frame side-gable two-car garage is to the rear of the house.
128 Clarke St & Strong Ave	ca. 1920	2 Contributing	A 1.5-story frame single-family side-entrance residence surmounted by a steeply pitched side-gable roof. The house is built on a cast block foundation and clad in vinyl siding. The front roof extends beyond the façade to form a full-width 1-story seasonally enclosed porch supported by four narrow vinyl-clad vertical support walls. A cut in the center of the front roof allows for a setback with two pairs of joined rectangular windows set in a wall that rises into a low shed gable. The front yard is enclosed in a low chained-link fence, and the detached hipped-roof two-car garage in the rear faces Strong Avenue.

Address	Date of Construction	Status	Description
101 Clarke St & Westcott St	900, garage before 1924	2 Contributing	A 2-story frame single-family residence with cut stone foundation, clapboard siding, and a hipped roof with dormers. The south façade facing Clarke Street is dominated on the east half by a 1-story projecting shed-roof porch, supported by five slender wood columns with Tuscan capitals, with a small projecting gable aligned with the porch steps and front door. A frame front-gable one-car garage with a new lift door is to the rear of the house and faces Westcott Street.
207 Clarke St To Fellows Ave	ca. 1920	2 Contributing	A 2-story frame single-family side-entrance Colonial Revival residence beneath a cross-gable roof with a pedimented flat-topped gable and overhanging eaves. The house is clad in clapboard. A slightly less-than-full-width seasonally enclosed porch spans the façade beneath a low hipped roof supported by eight square wooden piers with applied pilasters. In the pediment are two half-arched windows; the space between them is filled with the internal brick chimney that breaks the roof line at the gable top. The lot slopes steeply to the north, with a westside driveway that leads to a one-car garage.
414-16 Columbus Ave	ca. 1930	1 Contributing	A 2.5-story single-family Queen Anne-style house with asymmetrical massing and vinyl siding. The house has a cross-hipped roof with two dormers: one with a gable roof and one with a hipped roof. There is a covered wrap-around porch at the front entrance with an exposed stone foundation, rounded piers, and a decorated pediment. Above the north section of the front porch sits another second-story porch. The lot slopes slightly upward to the west.@
423-25 Columbus Ave	ca. 1900	2 Contributing	A 2.5-story two-family asymmetrical Colonial Revival residence with Craftsman details. The roof is a partial gable at the front that accommodates a second-story porch, the main roof being side-gable. The house is built on a parged concrete foundation and clad in clapboard. The house has two covered porches: a first-story porch that extends the full width of the house, and a second-story screened in porch that only extends half of the width of the house. There is a front-gable two-car garage at the rear of lot.
424 Columbus Ave	ca. 1900	1 Contributing	A 2.5-story residence beneath a front gable roof with full eave return and cross gables on the sides, fronted by a centered entrance porch on square columns. There is a second-story semi-hexagonal bay on the front façade as well. The foundation is stone, the siding is novelty boards, and the windows are one-over-one in trim, with narrow single-pane windows in the gable, and a tripartite window above the entrance with a larger central window.
427 Columbus Ave	ca. 1900	2 Contributing	A 2.5-story residence beneath a hipped roof with overhanging eaves and exposed rafter tails, fronted by a nearly full-width gable above a 2-story porch, topped by a gable dormer on one side above a semi-hexagonal bay. The porch stands on full-height square columns. The foundation appears to be cast block, the house is clad in shingles with a brick chimney on the north elevation, and the windows are six-over-one in trim with cornices. A driveway to the north leads to a gable two-car garage.
429 Columbus Ave	ca. 1900	1 Contributing	A 2.5-story frame duplex with shingle siding. The cross-gable roof features a center dormer with a pyramidal roof located between two front-gable dormers with decorative gable ends. The full-width shed-roof front porch with off-center pediment is supported on square columns. On the second story, a pair of rounded bay windows is located below the gable-end attic dormers. The lot slopes to the west with a driveway on the north side, and there is no garage.
430 Columbus Ave	ca. 1940	1 Contributing	A 3-story residence beneath a flat or low-pitched hipped roof, with overhanging eaves and brackets. The house sits on concrete or stone block foundation, is clad in clapboard, and contains mostly one-over-one windows in trim, often paired, with the entrance in the center of the front façade beneath a rounded canopy.
433-35 Columbus Ave	ca. 1900	2 Contributing	A 2.5-story residence beneath a side gable roof with overhanging eaves and exposed rafter tails, fronted by a half-width gable projection and topped by a gable roof dormer. The front gable roofs the second story of the enclosed porch, which expands to full-width on the first story. The first story is clapboard and the second shingle, and the windows are mostly one-over-one in trim with cornices, save for a six-over-one in the dormer, an eight-pane window in the front gable, and an eight-pane transom on the front façade. The foundation is rusticated cast block. There is a hipped garage in the backyard.

Address	Date of Construction	Status	Description
434-36 Columbus Ave	ca. 1900	1 Contributing	A 2.5-story multi-family residence beneath a side gable roof with overhanging eaves and exposed rafter tails, fronted by a hipped half-width projection and topped by a hipped dormer. The projection roofs the second story of an enclosed porch, which expands on the first story into an open full-width porch on square columns. The windows are one- or six-over-one in trim with cornices, the two tripartite windows in the front centered by a wider window with transom. The siding is clapboard on the first story and shingle on the second, and the foundation is rusticated cast block.
437 Columbus Ave	1957	Non-contributing	One non-contributing building (due to age).
438 Columbus Ave	ca. 1900	NRHP	Gustav Stickley House: A 2.5-story residence beneath front gable roof with a cross gable along the front, topped by a gable roof dormer with a curved, decorated roof, and another wide cross gable on the south elevation, adorned with cornice returns and frieze trim. The house is fronted by a full-width porch on brick piers and Ionic columns, with a turned spindle railing along the second story. The siding is clapboard on the first story and shingle above, with pilasters on the front corners, and the windows are either double- or single-hung with decorated panes in the upper sash and blank panes below, all in trim with entablatures, arched lintels, or decorated pediments. The foundation is brick.
440 Columbus Ave	-	Not Counted	Vacant Lot
441-43 Columbus Ave	ca. 1900	2 Contributing	A 2.5-story multi-family residence beneath a hipped roof, fronted by a half-width hipped projection, and topped by hipped dormers on the front and sides, the overhanging roofline underscored by fascia board. The hipped projection roofs the second story of an enclosed porch, which expands to full-width on the first story. The windows are mostly one-over-one in trim, often paired or grouped, with a six-over-one window in the front dormer. The siding is clapboard and the foundation is cast block. A driveway to the south leads to a hipped two-car garage.
445-47 Columbus Ave	ca. 1900	1 Contributing	A 2.5-story multi-family residence beneath a side gable roof with eave returns, fronted by a half-width gable projection and topped by a gable dormer with full eave return. The gable projection roofs a 2-story extension, with an adjacent 1-story extension on the front. The windows are one-over-one in trim with one multi-pane window in the front gable, the walls are clapboard, and the foundation is cast block with glass block windows.
446-48 Columbus Ave	ca. 1900	2 Contributing	A 2.5-story multi-family residence beneath a hipped roof with overhanging eaves, fronted by a nearly full-width hipped projection, which is in turn topped by a hipped dormer, with another hipped dormer on the side. The projection roofs a second-story porch which expands to full-width on the first story, supported by thin square columns, and the side dormer is aligned with a 2-story semi-hexagonal bay projection. The windows are one-over-one in trim with two tripartite windows on the front, and the siding is clapboard with a slight flare between the first and second story. The foundation appears to be stone. A driveway to the north leads to a hipped two-car garage with cast block walls.
451 Columbus Ave	ca. 1900	1 Contributing	A 2.5-story residence beneath a hipped roof with overhanging eaves and gable dormers. There is a hipped screened-in porch on square columns along the street-facing west elevation, while the entrance sits behind a canopy on north elevation, and a painted chimney stands on the south elevation. The windows are mostly one-over-one in trim except for the paired six-over-one windows in the dormers, the siding is stucco on the first story and shingle on the second with a band of trim in between, and the foundation is rusticated cast block.
452-54 Columbus Ave	1991	Non-contributing	One non-contributing building (due to age).
508-10 Columbus Ave	ca. 1905	1 Contributing	A 3.5-story multi-family residence beneath a side gable roof with eave returns and a half-width front gable, adjacent to a shed-roofed wall dormer with projects just above the roofline. The gable ends have decorative trusses. The front façade contains a porch on square columns as well as a 2-story semi-hexagonal bay of one-over-one windows flanking a large central window with a multi-pane transom. The siding consists of flat horizontal boards with occasional bands of scalloped shingles, and the windows are largely one-over-one in trim, some with transoms. The foundation appears to be concrete.

Address	Date of Construction	Status	Description
509 Columbus Ave	ca. 1900	1 Contributing	A 2.5-story residence beneath a hipped roof with frieze trim, a cross gable on the side, and one in the front, each with full cornice return. Adjacent to the front gable is a gable dormer with returns, and each gable contains scalloped shingles, while the front gable contains a Palladian window in the pediment and a tripartite window with a larger central window on the projecting wall below. The house is fronted by a full-width porch on square columns, above which is one semi-hexagonal bay. The siding consists of wide horizontal boards with pilasters on the front corners, the windows are one-over-one in trim with cornices, and the foundation has glass block windows.
511-13 Columbus Ave	ca. 1900	1 Contributing	A 2.5-story residence beneath a hipped roof with a front gable over a 2-story semi-hexagonal bay projection, and another gable over a semi-hexagonal bay on the north elevation. The overhanging roofline is underscored by frieze trim, and the gables have full cornice return and corner brackets. There is a small entrance porch on thin square columns along the front, and a 2-story porch on the north elevation. The siding consists of flat wood boards with trim down corners, the windows are one-over-one in trim with cornices, and the foundation is stone.
514 Columbus Ave	ca. 1900	1 Contributing	A 2.5-story Queen Anne residence beneath an L-shaped cross gable roof with full cornice returns, frieze trim, and gable ends containing diamond-shaped shingles and small, multi-pane windows. In the corner of the L is a gable enclosed entrance with decorated pediment, turned-spindle columns and railings, and sidelights and fanlight around an entablature-topped door. The corners below the front gable are beveled, with curved, ornate corner brackets where wall and roof meet. The siding consists of flat horizontal boards with trim down corners, the windows are one-over-one in trim with entablatures, and the foundation appears to be stone.
515 Columbus Ave	ca. 1900	1 Contributing	A 2.5-story residence beneath a side gable roof with full cornice return and frieze trim, fronted by a 2.5-story semi-hexagonal bay projection beneath a hexagonal pyramidal roof, and topped by a hipped dormer. There is a half-width porch adjacent to the projection, with a recessed second-story porch in the corner above. The siding is clapboard, the windows are either one-over-one or large single panes with transoms on the first two stories and eight- or four-over-one in the dormer and beneath the pyramidal roof, all in trim with cornices. The foundation is stone.
518-1/2 Columbus Ave	ca. 1900	1 Contributing	A 2-story residence beneath an L-shaped cross gable roof with overhanging eaves, raking trim and barge board, and exposed rafter tails, flanked by a shed-roofed enclosed entrance to one side with a small entrance porch in the corner of the gables. The southern entrance has a decorated pedimented above, and the corners of the wall on the front story of the gable are beveled. The walls are shingle, the windows are one-over-one in trim, and the siding is stone.
519-23 Columbus Ave	ca. 1900	1 Contributing	A 2.5-story residence beneath an L-shaped cross gable roof with full cornice returns and frieze trim, the corner between the gables filled in by a 2-story hipped extension with a recessed balcony on the second story. The house is fronted by a full-width hipped porch on turned spindle columns. The siding consists of horizontal boards with narrower boards in the front gable and trim down corners, and the windows are one-over-one in trim save for a small multi-pane window in the gable.
520 Columbus Ave	ca. 1900	1 Contributing	A 2.5-story multi-family residence beneath a hipped roof, crossed by a wide centered front gable and by multiple gables along the sides. The front façade is symmetrical, with two 2-story semi-hexagonal bays below the front gable, and an entrance on either side, all behind a full-width 2-story porch on wood columns. The siding is clapboard, the windows are one-over-one in trim, and the foundation is stone.
528 Columbus Ave	ca. 1900	1 Contributing	A 2-story residence beneath an L-shaped cross gable roof, with a shed-roofed entrance porch in the corner on square columns with trellis. The corners on the first story of the front gable are beveled with corner brackets. The windows are one-over-one in trim, and the siding is clapboard with trim down corners.
529 Columbus Ave	ca. 1900	1 Contributing	A 2-story residence beneath an L-shaped cross gable roof with full cornice return. The house is fronted by a full-width front porch on turned spindle columns which wraps around the southern corner. The walls consist of wide horizontal siding, the windows are one-over-one in trim, and the foundation is stone.

Address	Date of Construction	Status	Description
531-33 Columbus Ave	ca. 1900	1 Contributing	A 2.5-story residence beneath a front gable roof with full eave return, overlapped by a half-width gable above a semi-hexagonal 2-story bay projection with another gable and projection on the north elevation. Adjacent to the projection is a small entrance porch on turned spindle columns. The house is clad in horizontal siding, has one-over-one windows in trim, and has stone foundation.
532 Columbus Ave	ca. 1900	1 Contributing	A 2-story residence beneath an L-shaped cross gable roof, with a shed-roofed entrance porch in corner on turned spindle column with a spindle frieze. The windows are one-over-one in trim, paired on the second-story gable, the siding is clapboard with trim down corners, and the foundation appears to be concrete.
535-37 Columbus Ave	ca. 1900	2 Contributing	A 2.5-story residence beneath a front gable roof with full cornice return and frieze trim, overlapped by a half-width gable above a semi-hexagonal 2-story bay projection, with another gable above a square projection on the north elevation. The gable ends contained scalloped shingles, single-pane windows in a diamond shape on the main gable, and corner brackets above the semi-hexagonal projection. The house is fronted by a full-width hipped porch with turned spindle columns, spindle frieze, and brackets, which wraps around the north elevation. The siding is clapboard and the windows are mainly one-over-one in wood trim with cornices. A driveway to the north leads to a hipped two-car garage.
536 Columbus Ave	ca. 1900	1 Contributing	A 2-story residence beneath an L-shaped cross gable roof, with barge board and small brackets in the gables, and the corner between the gables filled in by a flat 2-story extension. The house is fronted by a full-width 1-story extension containing a small entrance porch on siding-clad piers. The windows are one-over-one in trim save for the ribbon of sliding windows above the porch, the siding consists of wide horizontal boards, and the foundation is concrete.
539-41 Columbus Ave	ca. 1910	1 Contributing	A 2-story residence beneath a series of overlapping hipped roofs, underscored by trim and brackets. The house is fronted by a full-width porch on square columns which wraps around the southern corner, where it is topped by a second story. The siding consists of flat horizontal wood boards, the windows are one-over-one in trim, and the foundation is stone.
540-42 Columbus Ave	ca. 1870	1 Contributing	A 2.5-story multi-family residence beneath a hipped roof with cornice and frieze trim, crossed by a gable on the side and fronted by a 2-story semi-hexagonal bay projection topped by a front gable with full cornice return. There is a 2-story porch on wood columns along the south elevation, and another entrance on the front façade adjacent to the projection. The walls are clapboard save for the diamond shingles of the gable, the windows are one-over-one in trim, and there are corner brackets atop the projection.
543-45 Columbus Ave	ca. 1900	2 Contributing	A 2.5-story residence beneath an L-shaped cross gable roof, with full cornice returns and frieze trim, overlapped by another gable above a 2-story semi-hexagonal bay projection, each gable containing patterned shingles and single-pane windows. There are ornate corner brackets on the projection, and adjacent to the projection is a small entrance porch with a decorated gable, supported by slender columns. There is a 2-story wood porch in the corner of the gables. The house is clad in narrow horizontal siding, and the windows are one-over-one in trim with cornices. A driveway to the south leads to a gable two-car garage.
544 Columbus Ave	ca. 1871	1 Contributing	A 2-story Italianate residence beneath a low-pitched hipped roof with overhanging eaves, roofline trim, and brackets. On the front façade is a 2-story semi-hexagonal bay adjacent to a small entrance porch on turned spindle columns with spindle frieze, with a porch of matching style on the south elevation as well. There is wide horizontal siding, the windows are one-over-one in trim with cornices, and the foundation appears to be stone.
548 Columbus Ave	ca. 1900	2 Contributing	A 2-story residence beneath an L-shaped cross gable roof with barge board, exposed rafter tails, and trim across the bottom of the gable. The house is fronted by a full-width porch on wood columns which extends into the corner of the gables, where the entrance is. The house has clapboard siding with corner trim and one-over-one windows in trim with cornices. A driveway to the north leads to a one-car hipped garage with stone block walls.
549 Columbus Ave	ca. 1900	1 Contributing	A 2.5-story residence beneath a front gable roof with full cornice return and frieze trim, topped by a gable dormer on either side. The house is fronted by a full-width hipped porch on square columns. The siding is clapboard except for the shingled gables, the windows are one-over-one in trim with occasional cornices, a polygonal bay behind the porch, and a tripartite window in the front gable, and the foundation is stone.

Address	Date of Construction	Status	Description
551-53 Columbus Ave	ca. 1900	2 Contributing	A 2.5-story multi-family residence beneath a hipped roof with overhanging eaves, overlapped by a front gable with full eave return above a 2-story semi-hexagonal bay projection, matching another gable on the south elevation. A full-width hipped porch on square columns wraps around the south corner. The siding is clapboard and the windows are one-over-one in trim. A driveway to the south leads to a gable garage.
552-54 Columbus Ave	ca. 1890	1 Contributing	A 2.5-story residence beneath a front gable roof with full cornice return, frieze trim, and paired brackets, with an extension on the north elevation topped by a small gable. The entrance is in the corner of the front façade behind a gable portico on square columns, with a second 2-story porch in the corner between the main mass and the extension. The siding consists of wide horizontal boards, the windows are one-over-one in trim, and the foundation is stone.
555 Columbus Ave	ca. 1900	1 Contributing	A 2.5-story residence beneath a front gable roof with full eave return and cross gables on the side. The house is fronted by a full-width hipped porch with a gable over the entrance, and the wall around the entrance is recessed slightly. The siding is clapboard and the windows are one-over-one in trim.
556-58 Columbus Ave	ca. 1900	1 Contributing	A 2.5-story residence beneath a front gable roof with barge board, brackets, exposed rafter tails, an overlapping gable above a 2-story semi-hexagonal bay projection on the front façade, and a centered gable above the projecting wall on the south elevation. The house is fronted by a full-width hipped porch on square columns which wraps around the south corner, where it gains a second story. The siding consists of flat horizontal boards with trim along corners, there are corner brackets above the semi-hexagonal projection, and the windows are one-over-one in trim.
559 Columbus Ave	ca. 1900	2 Contributing	A 2.5-story residence beneath a front gable roof with centered cross gables on either side, each gable containing full cornice return, small one-over-one windows, and a lower section of clapboard separated by trim from an upper section of scalloped shingles. The house is fronted by a full-width hipped porch on solid railings and turned spindle columns, with a second story where the wall is partially recessed beneath the front gable. The siding is clapboard, the windows are one-over-one in trim with entablatures, and there are projecting sections of the second story on the sides with brackets beneath. In the backyard is a 2-story gable barn or garage.
560-62 Columbus Ave	-	Not Counted	Vacant Lot
531-33 Columbus Ave Rear	-	Not Counted	Vacant Lot
539-41 Columbus Ave Rear	-	Not Counted	Vacant Lot
543 Columbus Ave Rear	-	Not Counted	Vacant Lot
813 Comstock Ave	-	1 Contributing	A 2.5-story residence with gable dormer roof. The center entrance is located under a porch that extends 2/3 across the facade. A one-car garage is located to the rear of the property on Ostrom Place.
815 Comstock Ave	ca. 1900	2 Contributing	A 2.5-story residence with side-gable roof with exposed rafter tails and a prominent hipped roof dormer. The center entrance is located under a wide porch with square wood columns that wraps around the south side of the residence. A square, hipped roof bay window is located to the north of the front porch. The residence is stucco sided and sits on a rusticated stone foundation. The windows are one-over-one double-hung sash. The house is located on a rise above Comstock Avenue and features a set of concrete steps that lead to the front walk. A 2-car, clip-gable front, frame garage/garden shed is located at the rear of the property accessed via Ostrom Place.
817 Comstock Ave	c. 1900	1 Contributing 1 Non-contributing	A 2.5-story Craftsman residence with a side gable roof that features two shed-roof dormers with paired six-over-one windows. The roof extends over a full-width, front porch that is enclosed with modern glass windows. The residence is stucco-sided and the side facades and roof dormers feature half-timbering. The residence is located above Comstock Avenue. A set of concrete steps leads from the sidewalk to the front path that leads to the side entrance to the residence. A one-car, non-contributing garage is located at the rear of the property, accessed via Ostrom Place.

Address	Date of Construction	Status	Description
819 Comstock Ave	1908	NRHP	Estabrook House: A 2.5-story Craftsman residence with a steep gambrel roof. The main entrance faces south under a half-width porch supported by round columns. Above the porch is a second-story, shed-roof dormer. The west elevation facing Comstock Avenue features narrowly projecting bays on the first and second stories and a round-arch window in the gambrel end. The residence is stucco sided with half-timbering on all floors. The windows are primarily six-over-one double-hung sash. The house sits above Comstock Avenue and is accessed by a set of concrete steps leading from the sidewalk. A gambrel roof, stucco sided carriage barn is located at the rear of the property accessed via Ostrom Place.
821 Comstock Ave	c. 1900	2 Contributing	A 2-story, side-gable residence with a 2-story front-gable projecting bay on the south side of the main elevation. The main roof extends over a half-width front porch supported on paired narrow square columns. The entrance is located under a gable-front portico with the same narrow paired columns. A multi-pane door flanked by full-height multi-pane casement windows is located under the porch. The shed-roof dormer on the north side of the main elevation above the porch features paired slider windows. The projecting bay features a set of three, narrow, four-over-one, double-hung sash windows on the first story and paired six-over-one double-hung sash windows on the second story. The residence sits on a brick foundation and is located on a rise above Comstock Avenue, which is accessed via a flight of concrete steps to the sidewalk. A one-car, gable-end frame garage is located at the rear of the property, accessed via Ostrom Place.
825 Comstock Ave	-	Not Counted	Vacant Lot
102 Concord Pl	ca. 1920	1 Contributing	A 2.5-story residence beneath a side gable roof with full cornice return, overhanging eaves, and modillions, intersected in the front by a 2.5-story polygonal bay projection with extends through the roofline and is capped by an octagonal pyramidal roof. The house is fronted by a full-width hipped porch on square columns, with a second-story porch on Classical columns recessed into one corner of the front façade. The house has narrow clapboard on the first story and shingles above with trim down the corners, as well as one-over-one windows in trim with cornices, and stone foundation with glass block windows.
104 Concord Pl	ca. 1920	2 Contributing	A 2.5-story residence beneath a hipped roof with cornice and frieze trim, crossed on one side by a gable, and crossed in the front by a high-pitched gambrel with extends down to the second story. Below the gambrel is a semi-hexagonal bay, adjacent to which is an inset corner porch with solid railings and wide arched openings. The second story overhangs the first in the front with brackets underscoring it, while on the sides the shingles flare out above the first story. The walls are shingle with rows of decorative shingles in the gambrel, the windows are largely one-over-one in trim with cornices, alongside a circular window and semi-circular window of decorative panes in the gambrel, and the foundation is stone with glass block windows. In the backyard is a hipped garage.
105 Concord Pl	ca. 1900	1 Contributing	A 2.5-story residence beneath a hipped roof with cornice, a dormer topped by polygonal pyramidal roof, and a large, rounded, 2.5-story engaged tower on the front façade topped by a hexagonal pyramidal roof. The tower has a ribbon of windows in its uppermost story, and there is also small engaged tower on the west elevation. Adjacent to the tower is a hipped porch on square columns. There is horizontal siding, the windows are mostly one-over-one with some having arched or rectangular transoms, and the foundation is stone.
106 Concord Pl	ca. 1910	1 Contributing	A 1.5-story Craftsman residence beneath a front gable roof with cross gables on the sides, the eaves overhanging and underscored by exposed rafter tails, and the gables containing barge board and brackets. There is a full-width inset porch with brick piers supporting square or tapered columns. The walls are clapboard and the windows are largely one-over-one in trim with cornices, though the windows flanking the centered entrance have transoms above blank lower panes. The foundation is brick, and there is a brick chimney on the west elevation.

Address	Date of Construction	Status	Description
107 Concord Pl	ca. 1920	2 Contributing	A 2.5-story residence beneath a hipped roof, with hipped dormers on the sides, and three gable dormers in the front. The overhanging eaves are underscored by cornice trim and brackets, and the gable dormers each have cornice returns, the center one containing a one-over-one window but the side ones containing arched windows. The house is fronted by a full-width porch, and above it are two semi-hexagonal bays below the dormers. There is horizontal siding, the windows are primarily one-over-one except for large nine-pane windows on either side of the centered entrance, and the foundation is stone. A driveway to the west leads to a hipped two-car garage.
108 Concord Pl	ca. 1920	2 Contributing	A 1.5-story residence beneath a hipped roof with overhanging eaves and exposed rafter tails, topped by a gable dormer on the side, and fronted by a half-width, 2-story hipped projection. The projection leads to a shed-roofed enclosed second story and a porch with arched openings and brick piers below, and adjacent to the porch is a semi-hexagonal bay. The house is made of brick with shingled dormers and projections, and contains one-over-one windows with brick sills. A driveway to the west leads to a multi-car garage with concrete block walls.
109 Concord Pl	ca. 1920	1 Contributing	A 2.5-story residence beneath a hipped roof with overhanging eaves, interrupted by small gables above the second-story windows on the front façade, and by a large cross gable on the east elevation containing an attic window. The gables have barge board, exposed beams, and brackets, as well as patterned shingles in each pediment. The house is fronted by a full-width front porch with a centered gable over the entrance matching the other gables in style, with one side of the porch enclosed and containing large eight-over-eight windows, and the other side supported by rounded columns. The first story siding is clapboard while the second is shingle, with trim running between the two stories, and the windows are largely one-over-one in trim with cornices.
110 Concord Pl	ca. 1920	2 Contributing	A 2.5-story residence beneath a side gable roof with cornice returns, fronted by a gable wall dormer and a semi-hexagonal second-story projection topped by a tall pyramidal roof. There is a full-width front porch with a bracketed entablature and rounded columns atop solid railings, behind which is the entrance flanked by semi-hexagonal bays. The siding is shingle with trim along the gables, and the windows include six-over-ones, one-over-ones, and an arched window with diamond panes in the dormer. IN the backyard is a gable one-car garage.
111 Concord Pl	ca. 1920	2 Contributing	A 2.5-story residence beneath a hipped roof, topped by hipped dormers on the sides, and fronted by a full-height, full-width gable projection, which in turn has its own eyelid dormers. The front gable contains raking and cornice trim, and on its first story is an inset half-width porch on rounded columns with a large entablature, as well as a semi-hexagonal bay projection topped by a decorated balustrade. The siding is clapboard on the first story and shingle above with thick trim between the two stories, the windows are one-over-one in trim with cornices except for the half-circle window in the gable peak, and the foundation is stone. A driveway to the west leads to a gable one-car garage.
112 Concord Pl	ca. 1890	2 Contributing	A 2.5-story residence beneath a hipped roof with flared overhanging eaves and exposed rafter tails, topped by hipped dormers containing squat, grouped, multi-pane windows. The house is fronted by a hipped full-width front porch on thick piers with impostes and arched openings, which wraps around to the east elevation. The siding is clapboard on the first story and shingle above with a slight flare between the second and first stories, and the windows are six-over-one in trim on the sides, while on the front façade they have taller blank lower panels with four-paned panels above, likewise in trim, grouped in twos or threes. The foundation is stone with glass block windows. A driveway to the west leads to a hipped two-car garage.
113 Concord Pl	ca. 1920	2 Contributing	A 2.5-story residence beneath a side gable roof with a half-width front gable projection and a shed roof dormer on the front, the roofline decorated with cornice and the gables with cornice returns. The house is fronted by a full-width hipped porch on solid railings with rounded columns, and there are multiple bays and oriels on the side elevations. The siding is shingle, and the windows are a mix of one-over-one, six-over-one, and four-over-one, all in trim, with a round window as well on the west elevation. In the backyard is a 1.5-story four-car garage with side gable roof.

Address	Date of Construction	Status	Description
116 Concord Pl	ca. 1900	2 Contributing	A hybrid Colonial and Queen Anne residence with a Dutch gambrel roof, porch with classical columns, semi-circular tower, bay windows, and curved interior walls. The first story is clad in pressed brick, and the second story is clad in weather-stained shingles. There is a pyramidal-roof garage at the rear of the lot.
117 Concord Pl	ca. 1900	2 Contributing	A 2.5-story residence beneath a high-pitched side gable roof, underscored by brackets, topped by a shed dormer, and fronted by a full-width porch on turned spindle railings and rounded columns. The entrance has large stained-glass sidelights and a wide fanlight, and the corner adjacent to it is polygonal rather than square. The foundation is stone, the siding is narrow clapboard on the first story and shingle above with brackets where the second story overhangs the first, and the windows are primarily one or six-over-one in thick trim with cornice lintels, and with a Palladian window on the front façade. A driveway to the west leads to a hipped two-car garage.
118 Concord Pl	ca. 1920	2 Contributing	A 2.5-story residence beneath a front gable roof with exposed rafter tails, barge board, corner brackets, a truss in the gable peak, and stucco with stick work within the pediment. The house is fronted by a gable porch with stucco and stick work as well, which extends along the west elevation where the entrance is recessed. There is a semi-hexagonal bay with one-over-one windows on the first story, with eight-over-one windows topped by small shed canopies above, and a pair of them in the corner, all windows in trim. The first story is clad in stucco and the second in shingles. A driveway to the east leads to a gable garage.
119 Concord Pl	ca. 1920	2 Contributing	A 2.5-story residence beneath a wide front gable roof with wide cross gables, the roofline underscored by exposed rafter tails and the gables containing full eave returns. The house is fronted by a full-width hipped porch with solid railings and siding-covered piers. The house sits atop rusticated cast block foundation, is clad in shingles with occasional bands of thin shingles, and has mainly one-over-one windows in trim, often paired or grouped, alongside a window on the front with a transom pane. A driveway to the east leads to a hipped two-car garage.
120 Concord Pl	ca. 1920	1 Contributing	A 2.5-story residence beneath a high-pitched front gambrel roof which extends down to a full-width front porch that wraps around one corner, and which is intersected by a cross gambrel on either side. The porch has paired columns atop siding-clad pillars and wide arched openings, and behind it is a 2-story semi-hexagonal bay. The first story is overhung by the roofline with large brackets underneath. The foundation is brick, the siding is clapboard, and the windows are one-over-one in trim, with diamond-paned windows in the gambrel peak.
121 Concord Pl	ca. 1920	2 Contributing	A 2.5-story residence beneath a hipped roof with overhanging eaves and brackets, topped by gables in the front and on the sides, and fronted by a full-width hipped porch with frieze trim and brackets. The railings are solid with Composite columns, and part of it is enclosed. The windows on the first story around the double door entrance are six-over-one, with one-over-one windows above, all windows in wood trim. The foundation is rusticated cast block, the siding is clapboard on the first story and shingle above, and a driveway to the east leads to a two-car garage.
122 Concord Pl	ca. 1920	1 Contributing	A 2-story residence beneath a gambrel roof with frieze trim and a wide shed dormer above the entrance, which is behind a flat-roofed portico with entablature. There is also a hipped porch in the gambrel end on square columns, and both it and the porch have lattice-shaped railings. The foundation appears to be stone, the siding consists of horizontal boards on the first story and shingle above with occasional rows of narrow shingles, and the windows are often six- or eight-over-one with trim.
123 Concord Pl	ca. 1920	2 Contributing	A 2.5-story residence beneath a hipped roof with overhanging eaves, brackets and exposed rafter tails, topped by a hipped dormer on the side and an reverse ogee arched dormer in the front. There is a portico of a reverse ogee arch on grouped square columns with ornate brackets, and a front bay containing a square bay window heavily decorated with trim, brackets, and a balustrade above; there are other bay and oriel windows on the sides. The foundation and siding are brick with a brick string course above the first story, decorative brick motifs, and bands of brick in alternate orientations. The windows are primarily one-over-one in trim, with some containing diamond panes in the upper panel and some being single-sash with diamond panes, and the door has diamond panes with diamond-paned sidelights and an arched pediment. A driveway to the west leads to a hipped one-car garage.

Address	Date of Construction	Status	Description
125 Concord Pl & Allen St	1902	2 Contributing	A 2.5-story residence beneath a front gambrel roof with a large hipped wing, a gable dormer above the wing, and an overhanging pediment in the upper slope of the gambrel. There are two recessed porches, the largest supported by grouped rounded columns on solid railings, with the gambrel flared to roof it. The first story of the gambrel has stone walls but otherwise the siding is shingle with a brick chimney on the front and a band of trim between the stories, and the windows are all in trim with a variety of configurations, including one-over-one windows, multi-pane casement windows, arched windows, and windows with blank lower panes and decorative upper panes, paired or grouped. The foundation is stone, and a driveway to the north leads to a gable two-car garage.
126 Concord Pl & Allen St	1910	1 Contributing	John B. Tuck House: An L-shaped residence with Colonial Revival form and shingle-style exterior articulation. The main entrance is set in the angle of the two wings. This slightly off-center approach sets the tone for the circulation pattern within.
100 Concord Pl & Westcott St	ca. 1920	2 Contributing	A 2.5-story single-family residence beneath a hipped roof with dormers. The house is built on a dressed fieldstone foundation and clad in shingle siding. There is a projecting first-story seasonally enclosed porch that spans the full width of the north façade, and the roof has low hipped-roof attic level dormers on the east and west sides that feature Palladian windows. There is also a pyramidal-roof garage at the rear of the lot.
103 Concord Pl & Westcott St	ca. 1920	1 Contributing	A 2.5-story residence beneath a hipped roof with overhanging eaves and fascia board, topped by gable dormers with returns, and crossed in the front by a half-width gable over a shallow second-story projection. The house is fronted by a full-width porch on turned spindle columns, above which is the projection and a semi-hexagonal bay. The siding is clapboard, and the windows are all in trim, with windows topped by decorative transom panes in the front, arched and Palladian windows with decorative panes in the dormers and gable, and mostly one-over-one windows otherwise. The foundation appears to be stone.
110 Cumberland Ave	ca. 1915	2 Contributing	A 2-story frame single-family side-entrance residence surmounted by a front-gable roof with returned eaves. The house is built on a rusticated cast block foundation and clad in vinyl siding. The east façade facing the street is dominated by a full-width 1-story enclosed porch beneath a flat roof, with three sets of double windows across the façade separated by sets of square paired pilasters. The lot is generally level, with a shared driveway on the south leading to a detached contributing two-car garage beneath a hipped roof.
113-15 Cumberland Ave	ca. 1915	2 Contributing	A 2.5-story frame two-family residence beneath a front-gable roof with a pedimented gable. The house is built on a rusticated cast block foundation and clad in clapboard siding on the first story and wooden shingles on the second. The façade is dominated by an open double-deck porch surmounted by a pedimented-gable roof. A flat roof, supported by a square capital at the southwest corner, forms an open porch above the two entrances on the first story. The lot is level, with a driveway on the north leading to a detached contributing two-car garage with a hipped roof.
116 Cumberland Ave	ca. 1915	2 Contributing	A 2-story frame single-family side-entrance residence beneath a front-gable roof with returned eaves. The house is built on a modern brick foundation and clad in asbestos shingles. The east façade facing the street is dominated by a full-width enclosed 1-story porch surmounted by a flat roof, with three sets of triple windows across the façade separated by square wooden pilasters. The lot is generally level, with a shared driveway on the north leading to a detached two-car garage with a broad hipped roof.
117-19 Cumberland Ave	ca. 1915	1 Contributing	A 2.5-story frame two-family residence beneath a hipped roof. The house is built on a rusticated cast block foundation and clad in clapboard siding on the first story and wooden shingles on the second. The façade is dominated by an open double-deck porch surmounted by a hipped roof supported on the first and second floors by a single square wooden column at each corner. A flat roof, supported by a square capital at the southwest corner, forms an open porch above the two entrances on the first story. The lot is level, with a driveway on the north and no garage.
120 Cumberland Ave	ca. 1930	1 Contributing	A 2-story frame single-family side-entrance residence, clad in vinyl siding, beneath a front-gable roof with overhanging eaves. A full-width open 1-story porch spans the façade, with a gable roof supported by three small square wooden columns; a modern handicap access ramp, constructed of pressure-treated lumber, extends across the full width to provide access to the porch. The lot is level, with a driveway on the south and no garage.

Address	Date of Construction	Status	Description
121-23 Cumberland Ave	ca. 1915	1 Contributing	A 2.5-story frame two-family residence surmounted by a hipped roof. The house is built on a rusticated cast block foundation and clad in clapboard. The façade is dominated by an open double-deck porch covering the northern two-thirds, with three slender modern composite columns supporting each floor, that is surmounted by a pedimented gable with a modern two-pane window in the center. The lot is level, with a driveway on the north and no garage.
124 Cumberland Ave	ca. 1915	2 Contributing	A small 2-story frame single-family residence clad in aluminum siding and surmounted by a front-gable roof with overhanging eaves. The east façade facing the street is dominated by a 1-story porch that extends beyond the northwest corner to end an open porch with a side gable, supported by two square wooden columns resting on brick piers. The lot slopes down across the façade from south to north, revealing a raised basement on the north side, with a north side driveway leading to an attached two-car garage.
125-27 Cumberland Ave	ca. 1915	1 Contributing	A 2.5-story frame two-family residence beneath a hipped roof. The house is built on a rusticated cast block foundation and clad in clapboard siding on the first story and wooden shingles on the second. The façade is dominated by an open double-deck porch that is supported on the first and second floors by grouped square wooden column at each corner and surmounted by a hipped roof. The lot is level, with a driveway on the north and no garage.
128-30 Cumberland Ave	ca. 1930	1 Contributing	A 2.5-story frame two-family residence beneath a front-gable roof. The house is built on a rusticated cast block foundation and clad in aluminum siding. A full-width 1-story open porch spans the façade, with a shallow hipped roof supported by four unevenly spaced square wood columns, while a one-bay porch on the second floor rests on the roof of the first floor porch, beneath a front gable roof. The lot slopes upward from the street toward the east façade, with a driveway on the north and no garage.
129-31 Cumberland Ave	ca. 1915	1 Contributing	A 2.5-story frame two-family residence beneath a front-gable roof. The house is built on a rusticated cast block foundation and clad in clapboard. A full-width open double-deck porch spans the façade beneath a hipped roof. The lot slopes down slightly across the façade from south to north, creating a partially raised basement on the north side, and there is a driveway on the north side but no garage.
132-34 Cumberland Ave	ca. 1930	1 Contributing	A 2.5-story frame two-family residence surmounted by a gable-on-hipped roof. The foundation is clad in concrete, and the house is clad in vinyl siding. The east façade facing the street features two adjoining single doors on the south; a full-width double-deck screened porch prohibits views of the fenestration on the first and second floors. A hipped roof dormer projects from the front and north roofs, while the north side also includes an exterior brick chimney and a second entrance at the rear. The lot rises gently from the street toward the east façade, with a driveway on the north and no garage.
133-35 Cumberland Ave	ca. 1915	1 Contributing	A 2-story frame two-family residence beneath a front-gable roof. The foundation is clad in concrete, and the house is clad in clapboard. The west façade facing the street features two adjoining single doors on the south, and a polygonal bay on the north. A double-deck porch spans the northern two-thirds of the façade, with a hipped roof above the second floor. The lot is level, with a driveway on the north and no garage.
136-38 Cumberland Ave	ca. 1930	1 Contributing	A 2.5-story frame two-family residence beneath a front-gable roof. The house is built on a rusticated cast stone foundation and clad in vinyl siding. The east façade facing the street features two adjoining single doors on the south beneath an open 1-story one-bay porch with a flat roof. The north half of the façade is occupied by an enclosed double-deck porch beneath a pedimented front-gable roof. The lot rises slightly from the street toward the façade, with a driveway on the north and no garage.
137-39 Cumberland Ave	ca. 1915	1 Contributing	A 2.5-story frame two-family residence surmounted by a front-gable roof. The foundation is clad in concrete, and the house is clad in clapboard. The pedimented front gable projects beyond the façade of the house to form a full-width open double-deck porch supported by 2-story square wooden columns. The lot is generally level, with a driveway on the north and no garage.
140 Cumberland Ave	-	Not Counted	Vacant Lot

Address	Date of Construction	Status	Description
141-43 Cumberland Ave	ca. 1915	1 Contributing	A 2.5-story frame two-family residence surmounted by a front-gable roof. The foundation is clad in concrete, and the house is clad in clapboard. The pedimented front gable projects beyond the façade of the house to form an open double-deck porch, supported by 2-story square wooden columns, that covers the northern two-thirds of the façade. The lot is generally level, with a driveway on the north and no garage.
145 Cumberland Ave	ca. 1915	2 Contributing	A 1-story frame single-family residence, clad in clapboard, beneath a gable-on-hipped roof with wide overhanging eaves. The west façade facing the street has a projecting entrance bay on the north containing a single door. The lot slopes down across the façade from south to north, allowing for a raised basement on the north side, with a secondary entrance at the basement level beneath a modern shed roof door cap. A driveway on the north leads to a detached contributing one-car garage with a gable-on-hipped roof.
147 Cumberland Ave	ca. 1915	1 Contributing	A 1-story frame single-family residence surmounted by a front-gable roof with overhanging eaves and diagonal brackets. The house is built on a rusticated cast stone foundation and clad in vinyl siding. The west façade facing the street features a recessed northwest corner, supported by three narrow square wooden columns and containing a single door facing the street. The lot slopes down across the façade from south to north, with a driveway on the north and no garage.
507 Cumberland Ave	ca. 1935	1 Contributing	A 1-story frame single-family residence in the ranch style, with brick exterior walls and a broad hipped roof with overhanging eaves. The asymmetrical façade has a recessed entrance that is off-center on the north and flanked by two single windows with horizontal panes on the south and a single window with horizontal panes to the north. The north section of the façade projects slightly, with a separate lower hipped roof. The south side of the façade is occupied by an attached one-car garage, with a narrow driveway leading to it from the street.
511 Cumberland Ave	ca. 1935	1 Contributing	A 2-story frame single-family side-entrance residence surmounted by a steeply pitched front-gable roof. The house is built on a brick foundation and clad in wooden shingles. The west façade facing the street is dominated by an exterior brick chimney with a shoulder at the second-floor level. Both the north and the south sides have a single entrance; the north side features a 1-story enclosed shed roof section with a recessed single entrance, while the south side features an attached one-car garage beneath a shed roof, with a single entrance between the south façade and the garage. The lot rises slightly from the street toward the west façade, with a single driveway on the south.
513 Cumberland Ave	ca. 1935	2 Contributing	A 2-story frame single-family residence with a concrete-clad foundation, clapboard siding, and a side-gable roof. The west façade facing the street is dominated by a large open section beneath a lower side-gable roof that projects from both the west and south façades, forming an open porch over the single entrance at the south side of the west façade and a porte-cochère over the driveway on the south side of the house. A south side driveway leads to a one-car masonry garage at the southeast corner of the house.
514 Cumberland Ave	ca. 1935	2 Contributing	A 1-story frame single family-residence surmounted by a side-gable roof. The house is built on a rusticated cast block foundation and clad in aluminum siding. The east façade facing the street features a slightly projecting section beneath a front-gable roof that takes up approximately two-thirds of the face and contains a single entrance on the north side with a classical surround and a large multi-pane bay window. The ground slopes sharply down from north to south across the façade, allowing for a raised basement containing a single garage door with access from a narrow driveway.
518 Cumberland Ave	ca. 1935	2 Contributing	A 2-story frame single-family side-entrance residence surmounted by a front-gable roof. The house is built on a rusticated cast stone block foundation and clad in clapboard. The east façade facing the street is dominated by a full-width 1-story porch enclosed in screening. The principal entrance faces the street within a narrow 1-story section on the north side of the house that extends along almost the entire length of the house beneath a hipped roof. The lot slopes upward from the street toward the house, with a driveway on the north leading to a detached contributing two-car garage in the rear with a front-gable roof.

Address	Date of Construction	Status	Description
521 Cumberland Ave	ca. 1935	2 Contributing	A 2-story frame single-family Colonial Revival residence surmounted by a side-gable roof. The house is built on a concrete block foundation and clad in wooden shingles. The west façade facing the street is symmetrical, with a single central entrance within a slightly projecting enclosure with a gable roof and returned eaves and pilasters, flanked on each side by a shallow projecting window bay. The lot slopes downward across the façade from north to south, with a south side driveway leading to an attached two-car garage on the south side that is recessed from the west façade, with a modern roll-up door.
522 Cumberland Ave	ca. 1935	1 Contributing	A 1.5-story frame single-family residence surmounted by a steeply pitched front-gambrel roof. The house is built on a rusticated cast block foundation and clad in vinyl siding. A shed roof dormer rises from the eave on both side roofs and extends the entire length of the house. The east façade facing the street is dominated by a full-width 1-story porch with a shed roof, enclosed with screened windows on the south side and open on the north side with a single entrance. The lot rises gently from the street toward the house, with a driveway on the north and no garage.
526 Cumberland Ave	ca. 1935	2 Contributing	A 2-story frame single-family residence beneath a side-gable roof. The house is built on a rusticated cast block foundation and clad in wooden shingles. A less-than-full-width 1-story open porch protects the southern two-thirds of the east façade, with a hipped roof supported by paired square wooden columns. The door enclosure is surmounted by a shallow shed roof, with pilasters framing the door. The lot rises gently from the street toward the east façade, with a driveway on the north leading to a detached contributing one-car garage with a front-gable roof.
530 Cumberland Ave	ca. 1935	2 Contributing	A 2-story frame single-family residence beneath a front-gable roof. The house is built on a rusticated cast block foundation and clad in clapboard. A less-than-full-width 1-story open porch protects the southern two-thirds of the east façade, with a flat roof supported by square wooden columns. The door enclosure is surmounted by a front-gable roof. The lot rises gently from the street toward the east façade, with a driveway on the north leading to a detached contributing one-car garage with a front-gable roof.
531 Cumberland Ave	ca. 1935	2 Contributing	A 2-story frame single-family residence surmounted by a side-gable roof with overhanging eaves. The house is built on a rusticated cast block foundation and clad in wooden shingles. An exterior brick chimney rises on the south side. The lot slopes down from the street toward the west façade, creating a raised basement at the southeast corner. A driveway on the south side leads to what originally was a one-car garage with a flat roof; the garage has recently been converted to living space with a single door and window.
532 Cumberland Ave	ca. 1935	1 Contributing	A 1.5-story frame single-family side-entrance residence beneath a side-gable roof. The foundation is clad in stone panels, and the house is clad in wooden shingles. The entrance faces the street on the north side, recessed from the main façade and within a narrow hipped roof 1-story section that extends nearly the entire depth of the north side. The lot slopes down across the façade from north to south, creating the raised basement on the south side.
536 Cumberland Ave	ca. 1935	1 Contributing	A 1-story frame single-family side entrance residence surmounted by a cross-gable roof. The house is built on a rusticated cast block foundation and clad in brick and wooden shingles. The entrance is on the north side of the house, within a 1-story enclosed porch that extends along the front half of the house and is surmounted by a curved roof with bellcast eaves. The lot slopes downward across the façade from north to south, creating the raised basement on the south.
538 Cumberland Ave	ca. 1935	1 Contributing	A 1.5-story frame single-family side entrance residence with concrete-clad foundation, vinyl siding, and a side-gable roof. The single entrance is within a 1-story enclosed porch that lines the north side of the house. The ground slopes down across the façade from north to south, creating a raised basement on the south side of the façade with a one-car attached garage.
539 Cumberland Ave	ca. 1935	1 Contributing	A 2-story frame single-family residence beneath a side-gable roof with returned eaves. The house is built on a brick foundation and clad in clapboard. A one-bay pedimented gable projects from the façade to form an open porch above the entrance; the porch roof is supported by paired square wooden columns resting on brick plinths. The lot slopes slightly down from the street toward the house, allowing for a raised basement on the south side and the rear. There is a driveway on the south side.

Address	Date of Construction	Status	Description
540 Cumberland Ave	ca. 1935	1 Contributing	A 1-story frame single-family side-entrance residence surmounted by a cross-gable roof. The house is built on a rusticated cast block foundation and clad in brick and clapboard. The entrance is on the north side of the house, within a 1-story enclosed porch that extends along the front half of the house and is surmounted by a curved roof with bellcast eaves. The lot slopes downward across the façade from north to south, creating the raised basement on the south.
543 Cumberland Ave	ca. 1935	1 Contributing	A 1.5-story frame single-family residence clad in vinyl siding and surmounted by a side-gable roof. The west façade facing the street has three bays, with a central entrance within a projected enclosed bay framed by quoins and surmounted by a pedimented gable with dentil moldings. The lot slopes gently down across the façade from north to south, with a driveway on the south leading to an open parking area in the rear, and there is no garage.
549 Cumberland Ave	ca. 1935	1 Contributing	A 2-story frame single-family residence with flush board siding on the first floor and clapboards on the second, surmounted by a side-gable roof. The west façade facing the street has three bays, with a central single entrance flanked on the south by a shallow polygonal window bay and on the north by a single 8/1 window. The lot slopes down gently across the façade from north to south, with a driveway on the south side leading to a rear parking area, and there is no garage.
554 Cumberland Ave	ca. 1935	1 Contributing	A 1.5-story frame single-family side-entrance residence, clad in cast stone panels on the first floor and clapboards on the second, beneath a side-gable roof with a cross-gable section extending to the rear. The entrance is within a shed-roofed enclosure lining the north side of the house. The lot slopes down across the façade from north to south, creating a raised basement on the south side with a one-car attached garage.
555 Cumberland Ave	ca. 1940	1 Contributing	A 2.5-story residence beneath a side gable roof. The front façade is three bays wide and symmetrical, with a centered entrance flanked by pilasters with entablature and broken pediment, a one-over-one window on either side and on the second story, and a single six-over-one above the entrance, the side windows all flanked by wood shutters with carved panels. The first story is done in painted brick, and the second story, which overhangs slightly, is clad in horizontal boards.
560 Cumberland Ave	ca. 1940	2 Contributing	A 2.5-story residence beneath a side gable roof with a frieze band. The front façade is symmetrical, with a centered entrance flanked by pilasters and topped by an entablature, an eight-over-twelve window on either side, and two three-over-three windows in the frieze, each window flanked by shutters. The walls are clad in shingles except for the frieze, which is clad in horizontal boards, and there is a brick chimney on the north elevation. There is a small projection to the south, above a below-grade one-car garage revealed by the sloping lot.
561 Cumberland Ave	ca. 1940	1 Contributing	A 2.5-story residence beneath a high-pitched side gable roof, topped by a wide shed dormer, with a full-width front porch on Tuscan columns beneath the front slope. The front façade contains a door with sidelights and two porch doors with glass panes, the dormer contains three six-over-six windows and the side windows appear to be the same, and all windows have trim, some with cornice lintels. The house is clad in clapboard and has a brick chimney on the south elevation.
563 Cumberland Ave	ca. 1940	1 Contributing	A 2.5-story residence beneath a side gable roof with a large frieze band. The front façade is symmetrical, with a centered entrance behind a small portico, a one-over-one window on either side and in the frieze, shutters around each window. The siding consists of horizontal boards, except for the vertical boards in the frieze, and there is a chimney on the north elevation.
569 Cumberland Ave	ca. 1940	2 Contributing	A 2.5-story residence beneath a side gable roof with cornice returns and trim, flanked by a shed roof enclosed porch on the west elevation. The front fenestration is symmetrical with the entrance recessed into a doorway with pediment and pilasters, eight-over-eight windows on either side, along the second story, and above the porch, all in trim and flanked by shutters. The foundation is brick, the siding is shingle, and there is a brick chimney on the porch end flanked by six-pane windows in the gable peak. A driveway to the south leads to a gable one-car garage.
501-03 Cumberland Ave & Euclid *	ca. 1940	2 Contributing	A 2-story residence beneath a side gable roof with a large frieze band in the front, and a 1-story extension to the west. The front fenestration of the main mass is symmetrical, with the centered entrance decorated by pilasters and entablature, six-over-six windows in trim on either side and in the frieze, and shutters for each window. The foundation is concrete, the siding consists of horizontal boards with thinner slats in the frieze, and there is a below grade garage beneath the extension.

Address	Date of Construction	Status	Description
570 Cumberland Ave & Montana	ca. 1940	1 Contributing	A 2.5-story residence beneath a side gable roof, with a smaller extension to the west containing a screened-in porch and the entrance. The siding consists of horizontal boards, the windows are mainly six-over-six in trim with shutters and are distributed evenly on the front façade of the main mass, and there is a brick chimney on the east elevation.
571 Cumberland Ave & Montana	ca. 1940	2 Contributing	A 2-story residence beneath a side gable roof with a frieze band and arched frieze windows with project through the eaves. The entrance is built into a smaller gable extension to the east which contains a screened-in porch and garage, and the windows are six-over-six or eight-over-six as in the center of a tripartite window, all in trim. The foundation appears to be concrete, the siding is shingle, and the frieze band contains horizontal boards.
103 Dakota St	ca. 1950	Non-contributing	One non-contributing building (due to age).
105 Dakota St	ca. 1960	Non-contributing	One non-contributing building (due to age).
202 Dakota St	ca. 1880	1 Contributing	A 2-story residence beneath an L-shaped cross gable roof, with a hipped 1-story enclosed entrance in the corner. The foundation appears to be concrete, the siding consists of horizontal boards, and the windows are one-over-one in trim with cornice lintels and frequently with shutters.
308 Dakota St & Cumberland Pl	ca. 1955	Non-contributing	One non-contributing building (due to age).
200 Dakota St & Fellows Ave	ca. 1900	2 Contributing	A 2-story residence beneath a low-pitched, L-shaped hipped roof, with a 1-story shed roof entrance in the corner, and a 1-car shed roof garage attached to the east elevation. The siding consists of horizontal boards, there is trim below the overhanging eaves and down the corners, and the windows are one-over-one with trim.
112 Dell St	ca. 1890	1 Contributing	A 2.5-story frame house with flush board siding beneath a cross-gable-and-hipped roof. The foundation is of irregularly laid cut stone. The north façade facing the street has a 2-story projecting chamfered bay on the east, with a tall rectangular window on each level of each facet. The bay is surmounted by a pedimented gable with a window in the center. On the west bay of the façade is an enclosed entrance porch and entryway.
118 Dell St	ca. 1890	1 Contributing	F.L. Cone House: A 2.5-story residence beneath a hipped roof with frieze trim, flanked by cross gables, and fronted by a semi-hexagonal bay projection topped by a gable with full cornice return and raking trim. There is a front porch adjacent to the bay against the front façade, with a gable roof and square columns, and a porch on the other side of the bay which runs against the west elevation. The foundation is stone with glass block windows, the siding consists of flat horizontal boards with scalloped shingles in the gables, and the windows are one-over-one in trim with cornice lintels, while the gable windows have decorative panes. There are corner brackets below the gables.
120-22 Dell St	ca. 1890	1 Contributing	F.S. Cone Shop: A 2.5-story frame mixed commercial and residential structure with flush board siding and a hipped roof. The structure has a first-floor storefront of two bays of unequal width. These each have large windows, which today rise from a low brick wall. Windows and doors are surmounted by horizontal transom windows; six over the east (left) bay and three over the west (right). This commercial front is surmounted by a projecting cornice and very low and shallow shed roof supported by wooden brackets. The tall upper story is marked by chamfered corners with tall windows and tall slender turned spindles that support corner valances. The roof line is marked with a projecting cornice supported by wooden brackets.
123 Dell St	ca. 1890	1 Contributing	A 2.5-story residence beneath a cross gable roof with full cornice returns, frieze trim, and scalloped or otherwise patterned shingles in the pediment. The front gable tops a semi-hexagonal wall with corner brackets, and is adjacent to a gable 1-story enclosed entrance. The foundation is stone with glass block windows, the siding consists of wide flat horizontal boards, and the windows are one-over-one in trim with cornice lintels.
124-26 Dell St	2011	Non-contributing	One non-contributing building (due to age).
129 Dell St	ca. 1900	1 Contributing	This front-gable house has a slight side projection and an L-shaped roof, allowing for a second service entrance to the side. The ground floor maintains its original narrow clapboard siding, and the original decorative shingles remain in the large gable.

Address	Date of Construction	Status	Description
131-33 Dell St	ca. 1900	1 Contributing	A 2.5-story residence beneath a T-shaped cross gable roof with full cornice return, fronted by a full-width hipped porch on square columns, and topped by hipped dormers. The porch wraps around to the east elevation, where it is topped by a second-story porch. The foundation appears to be concrete block, the siding is clapboard with narrower boards in the gable, and the windows are one-over-one in trim except for the gable windows, which have a border of smaller, decorative panes in the upper sash.
101 Dell St & Beech St S	ca. 1900	1 Contributing	A 2.5-story residence beneath a cross gable roof with frieze trim and returns, fronted by a 2-story porch which wraps around the east corner. The house is clad in horizontal boards, the windows are one-over-one in trim except for a diamond-paned window in the west gable and a bracketed oriel under the east gable, and there is occasional vertical or horizontal trim around the house. The west gable projection is semi-hexagonal on the first story, with corner brackets above.
107 Dell St & Columbus Ave	ca. 1890	1 Contributing	A 2.5-story residence beneath a side gable roof with frieze trim and full cornice return, topped by gable dormers, with a largely cross gable extension toward the back. There is a centered gable in the front above a square projecting bay which contains the entrance, with a small porch on square columns before it, and there is a 2-story porch along the back extension as well. The foundation is stone, the siding is wood clapboard, the windows are one-over-one in trim, and there is trim above the foundation and occasionally along the walls.
119 Dell St & Columbus Ave	ca. 1930	1 Contributing	The American Legion Dunbar Post 1642: A 2.5-story residence beneath a wide front gable roof with shingles styled as raking trim within the pediment, intersected with wide cross gables, and fronted by a hipped half-width entrance projection. The foundation is stone with rusticated cast block around the entrance, the siding is novelty board on the first story and shingle above, and the windows vary, with six-pane windows on the front, a large single-pane window next to the entrance, two narrow windows in the gable, and one-over-one windows on the side.
129 Dell St Rear	ca. 1900	Not Counted	Vacant Lot
309 Euclid Ave	ca. 1905	1 Contributing	A 2-story single-family residence with clapboard siding and a side gable roof features a prominent 2-story projecting section on the south façade. The front gable roof covers an off-center door and tripartite window on the west, while a one-over-one window is on the principal façade's east end. The second floor includes matching windows and a small polygonal window above the entrance.
313 Euclid Ave	ca. 1920	1 Contributing	A 2-story two-family residence with clapboard siding and a hipped roof has a south façade featuring two bays with off-center adjoining single doors on the west and a large tripartite window on the east. The second floor includes an off-center single door and a tripartite window. A double-deck open porch projects from the center of the façade with a hipped roof supported by three slender wooden columns. The house has hipped roof dormers, rests on a rusticated cast block foundation, and the lot is level with a driveway on the east and no garage.
315-17 Euclid Ave	ca. 1920	1 Contributing	A 2-story two-family residence with vinyl siding and a hipped roof features a south façade with two bays, including off-center adjoining single doors on the west and a tripartite window on the east. The second floor has a single door off-center on the west and a tripartite window on the east. A projecting double-deck porch dominates the façade, supported by three monumental 2-story wooden columns. The house, with hipped roof dormers, rests on a stone foundation, and the lot is level with a driveway on the west and no garage.
318 Euclid Ave	ca. 1900	1 Contributing	A 2-story residence beneath a hipped roof with a full-height hipped projection on the front façade, adjacent to a small 1-story entrance projection. The foundation is concrete with glass block windows, the siding is clapboard, and the windows are one-over-one in trim, mostly individual with a few pairs.

Address	Date of Construction	Status	Description
408 Euclid Ave	ca. 1900	2 Contributing	A 2.5-story residence beneath a side gable roof with frieze trim, topped by two roof dormers with pyramidal hipped roofs, crossed by a small gable with full cornice return on the east elevation, and crossed in the front by a gable over a second-story projection, which tapers out toward the bottom and overhangs the first story. The front gable has raking board in the shape of a pointed arch, with brackets at its ends, and there are brackets underneath the overhang. The foundation appears to be concrete, the siding is clapboard, and the windows are primarily one-over-one, all in trim, some with entablatures. There is a window with a decorative transom pane below the west gable, and a window with an arched pediment on the same wall. The house a full-width front porch on square columns, and a gable garage in the backyard.
415 Euclid Ave	ca. 1905	1 Contributing	A 2-story multi-family residence with vinyl siding and a cross-gable roof features a south façade with evenly spaced double windows on both floors. The main entrance is on the east side, while a secondary entrance is on the west side. Three shed roof dormers with double windows line the west side roof, and an open gable extends beyond the principal front gable, supported by diagonal brackets. The house, with a stone foundation clad in concrete parging, is on a level lot with a driveway on the west and no garage.
416 Euclid Ave	ca. 1920	1 Contributing	A 2-story single-family Craftsman-style residence with wooden shingle siding, a hipped roof, and overhanging eaves features a north façade with three bays. The first floor includes an off-center double door, flanked by a single window on the west and a tripartite window on the east. The second floor has a polygonal window bay on the west and a double window on the east. A full-width 1-story open porch with a hipped roof is supported by three square wooden columns. The house, with hipped roof dormers, rests on a rusticated cast block foundation on a level lot with a driveway on the west and no garage.
417-19 Euclid Ave	ca. 1920	2 Contributing	A 2-story Queen Anne style two-family residence with clapboard siding and a side gable roof features a south façade with a central polygonal bay flanked by single doors. The second floor includes a central polygonal bay with one-over-one windows on each side. A pedimented gable projects from the front roof above the polygonal bay, adorned with fishscale shingles and a double one-over-one window. The house has a full-width 1-story open porch with a hipped roof supported by Tuscan columns, and a pedimented gable projects from the porch roof above the central polygonal bay. The stone-foundation house is on a level lot with a driveway leading to a detached two-car garage with a shed roof.
418 Euclid Ave	ca. 1920	1 Contributing	A 2-story single-family residence with wooden shingles and a side gable roof has a north façade featuring a 2-story polygonal bay on the east side. The first floor includes a central double door and a single window with a transom on the west, while the second floor has two closely spaced narrow one-over-one windows with classical frames off-center on the west. A 1-story open porch with a hipped roof, supported by square wooden columns, spans the façade. The house, with a hipped roof dormer, rests on a stone foundation on a level lot with a driveway on the west and no garage.
506 Euclid Ave	ca. 1915	1 Contributing	A 2-story Queen Anne style single-family residence with vinyl siding and a hipped roof has a north façade featuring a central double door, flanked by a 2-story polygonal bay on the west and a large window transom on the east. The second floor includes the polygonal bay on the west with two narrow single one-over-one windows on the east. A full-width 1-story open porch with a shallow hipped roof is supported by four Tuscan columns. The house, with a broad front gable and hipped roof dormers, rests on a rusticated cast block foundation. The lot rises slightly from the street with a driveway on the west and no garage.
507 Euclid Ave	ca. 1915	1 Contributing	A 2-story Queen Anne style single-family residence with vinyl siding and a hipped roof features a north façade with a central double door flanked by a 2-story polygonal bay on the west and a large window transom on the east. The second floor includes the polygonal bay on the west with two narrow single one-over-one windows on the east. A full-width 1-story open porch with a shallow hipped roof, supported by four Tuscan columns, spans the façade. The house, with a broad front gable, hipped roof dormers, and a rusticated cast block foundation, is situated on a lot that rises slightly from the street, with a driveway on the west and no garage.

Address	Date of Construction	Status	Description
510-12 Euclid Ave	ca. 1915	1 Contributing	A 2.5-story two-family residence with clapboard siding and a side gable roof features a north façade with a central double entrance flanked by a large single window with a transom on the east and a narrow one-over-one window and recessed single door on the west. The second floor includes a shallow off-center polygonal bay on the west and a double one-over-one window on the east. A full-width 1-story open porch with a shed roof connects to a flat roof on the west, covering the single entrance and providing a deck for the corner porch above. Two hipped roof dormers project from the center of the front roof, and the building rests on a rusticated cast block foundation. The level lot has a driveway on the east and no garage.
511 Euclid Ave	ca. 1915	1 Contributing	A 2-story American Foursquare style residence with wooden shingle siding and a hipped roof has a south façade featuring an off-center entrance flanked by a single one-over-one window on the west and a wide single window with a transom on the east. The second floor has two evenly spaced single one-over-one windows. A full-width 1-story open porch with a hipped roof, supported by square wooden posts, spans the facade. The porch floor has been removed, exposing the foundation, with a simple wooden staircase providing access to the entrance. The house, with gable and hipped roof dormers, rests on a stone foundation, and the lot gently slopes up from the street with a driveway on the west and no garage.
514 Euclid Ave	ca. 1915	1 Contributing	A 2-story multi-family residence with wooden shingle siding and a hipped roof features a north façade dominated by two broad 2-story five-sided bays with rows of one-over-one windows. A narrow center bay contains a modern solid single door on the first floor, with a one-over-one window above and a fixed eight-pane window beneath the eaves. The compound dormer in the front roof connects two small gables, and long shed roof dormers line both the east and west roofs. The building, with exterior chimneys, rests on a brick foundation on a level lot with a driveway on the east providing access to a rear parking area and no garage.
515-17 Euclid Ave	ca. 1915	1 Contributing	A 2-story Craftsman-style two-family residence with vinyl siding and a hipped roof features a south façade with three bays. The central polygonal bay extends to the second floor, flanked by a single window on the west and east. A full-width 1-story open porch with a hipped roof, supported by Foursquare wooden columns, spans the façade, and an open porch on the second floor has a shed roof supported by three square wooden columns. The building, with hipped roof dormers, rests on a stone foundation on a lot that gently rises from the street, with a driveway on the west and no garage.
516 Euclid Ave	ca. 1915	1 Contributing	A 2-story multi-family residence with clapboard siding and a cross-gable roof has an irregular north façade facing the street. The entrance with sidelights on the east is beneath a gable roof supported by square wooden columns, and a triple window is in the center. The second story features an off-center triple window and two narrow single windows above the entrance. The house, with a shallow projecting square bay, rests on a stone foundation on a level lot with a driveway on the west leading to a parking area in the rear and no garage.
519-21 Euclid Ave	ca. 1915	1 Contributing	A 2-story Colonial Revival-style two-family residence with vinyl siding and a hipped roof features a dominant full-width open double-deck porch supported by tapered wooden columns and a large pedimented gable. The south façade facing the street includes single entrances at both ends, a wide exterior brick chimney, and a shallow 2-story polygonal bay on the west side. The house, resting on a stone foundation, is situated on a lot that rises slightly from the street with access provided by a concrete staircase to the front porch, and there is no driveway or garage.
604 Euclid Ave	ca. 1915	2 Contributing	A 2-story single-family residence clad in clapboard siding on the first floor and wooden shingles on the second, beneath a hipped roof. The north façade facing the street features an off-center single entrance flanked by windows on both sides, and the second floor includes a double window and a shallow polygonal bay. A less-than-full-width 1-story open porch with a hipped roof is supported by slender Tuscan columns. The house, resting on a brick foundation, is on a level lot with a driveway on the east leading to a detached two-car garage with a side gable roof and exposed rafter tails.
605 Euclid Ave	ca. 1915	1 Contributing	A 2-story frame single-family residence with clapboard siding, a side gable roof, and a cross gable extension to the rear. The south façade facing the street features a central double entrance, a polygonal bay on the west, and a full-width open 1-story porch with a hipped roof supported by Foursquare wooden columns. The house has dormers on both sides, a 1-story square bay on the east, and rests on a rusticated cast block foundation. The lot is level with a driveway on the east and no garage.

Address	Date of Construction	Status	Description
609 Euclid Ave	1909	1 Contributing	Mrs. Alton Simmons House: A 2-story frame two-family residence with wooden shingle siding and a hipped roof. The façade has a wide polygonal bay, a full-width open 1-story porch, and a tall eyelid dormer. The house rests on a stone foundation, and the lot is level with a driveway on the east and no garage.
610 Euclid Ave	ca. 1915	2 Contributing	A 2.5-story residence beneath a side gable roof with overhanging eaves and exposed rafter tails. On the front façade, there is a half-width gable porch on square columns with brackets, a narrow brick chimney, and a semi-hexagonal projection with interrupts the roofline. The foundation is concrete block, the siding is shingle, and the windows are one-over-one in trim. There is a Palladian window in the gable of the east elevation. A driveway to the east leads to a one-car garage.
614 Euclid Ave	ca. 1915	2 Contributing	A 2-story frame Queen Anne style residence with clapboard siding on the first floor and wooden shingles on the second, surmounted by a hipped roof. The north façade has an altered enclosed porch, a square 2-story bay, and a circular turret. The house rests on a stone foundation, and the lot is level with a driveway leading to a contributing side gable barn.
615-17 Euclid Ave	ca. 1915	1 Contributing	A 2.5-story multi-family residence beneath a gable-on-hip roof with frieze trim, with small gables on the front and one the sides. The front façade contains a 2-story semi-hexagonal bay aligned with the gable, and a 2-story full-width porch with solid railings and rounded columns. The windows are mainly one-over-one in trim with cornice lintels, but the gable-on-hip contains a half-circle window, and there is another 2-story semi-hexagonal bay on the east elevation. The foundation is cast block and the siding is shingle.
620 Euclid Ave	ca. 1915	1 Contributing	A 2-story frame two-family residence with clapboard siding on the first floor and wooden shingles on the second, beneath a gable-on-hipped roof. The north façade is dominated by a double-deck porch with a shallow front gable roof. The house rests on a concrete foundation, and the lot is level with no driveway or garage.
705-07 Euclid Ave	ca. 1915	2 Contributing	A 2-story frame single-family residence with clapboard siding and a front gable roof. The south façade features two adjoining single doors, a full-width open 1-story porch, and hipped roof dormers. The house rests on a rusticated cast block foundation, and the lot rises slightly with a driveway leading to a detached two-car garage.
706 Euclid Ave	ca. 1915	1 Contributing	A 2-story frame single-family residence with wooden shingle siding, a hipped roof, and a front porch. The façade has an off-center entrance and uncertain second-floor fenestration. The house rests on a rough-cut stone foundation, and the lot is level with a driveway on the west and no garage.
710 Euclid Ave	ca. 1915	1 Contributing	A 2-story frame single-family residence with brick siding on the first floor, wooden shingles on the second, and half-timbering in the dormers. The north façade is symmetrical with a central single door and a gable dormer. The house rests on a brick foundation, and the lot rises with a driveway on the east.
711 Euclid Ave	ca. 1905	1 Contributing	A 2-story frame single-family residence with wooden shingle siding, a hipped roof, and a 2-story bay. The south façade features a 2-story bay, an off-center entrance, and an open 1-story porch. The house rests on a rough-cut stone foundation, and the lot is level with a driveway on the east.
714 Euclid Ave	ca. 1985	Non-contributing	One non-contributing building (due to age and integrity).
715 Euclid Ave	ca. 1915	2 Contributing	A 1.5-story frame single-family residence clad in vinyl siding with a steeply-pitched front gable roof. The south façade has an off-center entrance, an enclosed porch, and upper windows. The house rests on a level lot with a shared garage on the west.
716-18 Euclid Ave	ca. 1915	1 Contributing	A 2-story frame two-family residence with clapboard siding on the first floor and wooden shingles on the second, beneath a hipped roof. The north façade has an open double-deck porch, and the house rests on a brick foundation. The lot rises with a driveway on the east and no garage.
719-21 Euclid Ave	ca. 1915	1 Contributing 1 Non-contributing	A 2-story frame two-family residence with vinyl siding, a hipped roof, and a prominent south façade. The façade features a polygonal bay extending to the second floor, a double-deck porch supported by square wooden columns, and gable and shed roof dormers. The house rests on a rough-cut stone foundation, and there's a level lot with a driveway leading to a detached non-contributing garage.

Address	Date of Construction	Status	Description
720-22 Euclid Ave	ca. 1910	1 Contributing	A 2.5-story multi-family residence beneath a hipped roof with frieze trim and a gable dormer in the front which has eave returns. The roof covers a full-width 2-story porch with solid railings and square columns, and the second story has wide arched openings between the columns. The house is clad in clapboard, with alternating bands of wide and narrow boards in the dormer and on the porch railings, and the windows are one-over-one in trim with cornice lintels. On both stories of the front façade, there is a group of three windows with a large central window flanked by smaller side ones.
723 Euclid Ave	ca. 1910	1 Contributing	A 3-story multi-family residence beneath a front gable roof, fronted by a full-width front porch on square columns. There is a half-width second-story porch beneath a large gable with full eave return and an arched window in trim. The foundation is concrete, the siding is clapboard, and the windows are generally one-over-one in trim.
725-27 Euclid Ave	ca. 1915	2 Contributing	A 2-story frame two-family residence with a hipped roof, clapboard siding, and a full-width open porch supported by Tuscan columns. The house features various dormers and bay windows. It rests on a rusticated cast block foundation and has a driveway leading to a detached two-car garage.
726 Euclid Ave	ca. 1910	1 Contributing	A 2.5-story residence beneath a side gable roof, with a wide shed dormer in the front containing two pairs of one-over-one windows in trim. On the front façade are two sets of sliding windows. The house is clad in clapboard siding.
730-36 Euclid Ave	ca. 1920	1 Contributing	Westminster Park Stairs: Two sets of brick and concrete stairs leading uphill to Westminster Park, featuring concrete posts at each end with low-slung hipped caps.
733-35 Euclid Ave	ca. 1915	1 Contributing	A 2-story two-family residence with clapboard siding, a hipped roof, and a south façade featuring an off-center entrance and a tripartite window. The second floor is concealed by a screened porch, and there's a full-width double-deck porch supported by four Tuscan columns. Hipped roof dormers project from the front, east, and west. The house rests on a rusticated cast block foundation, with a shared driveway on the level lot and no garage.
737 Euclid Ave	ca. 1915	1 Contributing	A 2-story single-family residence with clapboard siding, a hipped roof, and a south façade featuring French doors in two bays leading to a porch. The principal entrance is on the west side, and there's a less-than-full-width open porch with a hipped roof supported by paired square columns. The second floor has two sets of double windows projecting beneath the overhanging front roof, with hipped roof dormers on the front and both sides. The house, with a brick chimney on the east, is on a level lot with a driveway on the west and no garage.
740-42 Euclid Ave	ca. 1915	2 Contributing	A 2-story vinyl-clad two-family residence with a side gable roof, featuring a north façade with three bays. The off-center two-bay polygonal façade includes single doors on the east and modern one-over-one windows on the west. A dominant full-width double-deck porch with hipped roof on the first floor and shed roof on the second is supported by modern wooden columns. A shed roof dormer with a modern window has been added to the front roof. The foundation is not visible, and the lot rises sharply from the street with access to the porch via concrete steps, without a driveway or garage.
741 Euclid Ave	ca. 1915	1 Contributing	A 1.5-story Dutch Colonial residence with stucco siding on the first floor and wooden shingles in the gable ends, featuring a tall gambrel roof with side gables. The south façade facing the street, altered with removed windows, has an off-center single door on the east and a projecting 1-story five-sided bay at the southeast corner. The front roof includes two identical dormers with hipped roofs and outward-flaring side walls, each housing double narrow six-over-one windows. Side gables have three single windows on the second floor and a small double window beneath the roof peak. The foundation is not visible, and the level lot includes a driveway on the east with no garage.
745 Euclid Ave	ca. 1910	1 Contributing	A 2.5-story residence beneath a hipped roof with overhanging eaves, exposed rafter tails, and hipped dormers on the side elevations. There is an overlapping 2-story hipped projection in the front, with the first story of the projection in a semi-hexagonal shape, adjacent to a partial-width hipped porch on Doric columns. The foundation is concrete, the siding is clapboard, and the windows on the first story appears to be mostly one-over-one in trim, while several of the second-story windows have nine-pane or otherwise multi-pane upper sashes. There is an oriel window on the west elevation atop curved brackets.

Address	Date of Construction	Status	Description
746 Euclid Ave	ca. 1915	2 Contributing	A 2.5-story two-family residence with vinyl siding and a front gable roof. The north façade facing the street features two bays, an off-center single door on the east, and a single one-over-one window on the west. The second floor includes a central single door and a single one-over-one window. A full-width 1-story open porch with a shed roof is supported by two slender round wooden columns, and a one-bay open porch is at the center of the second floor. The front gable has a central arched opening leading to a recessed double window, and broad gable dormers project from the east and west roofs. The house rests on a rough-cut stone foundation, and the lot rises sharply from the street with access via concrete steps, without a driveway or garage.
749 Euclid Ave	ca. 1915	1 Contributing	A 2.5-story single-family residence with stucco siding on the first floor and vinyl on the second, beneath a hipped roof. The house is distinctive for the second-floor walls flaring outward, projecting beyond the first-floor walls on the front and sides. The asymmetrical south façade features a single entrance on the west side within a recessed open porch, protected by a hipped roof supported by three square wooden columns. The east side includes a bump-out with four narrow windows on the first floor, and the second floor has two evenly spaced double windows recessed behind flared walls. Hipped roof dormers project from the front and sides, and the foundation is stucco-clad, not visible. The lot is level with a driveway on the east and no garage.
750 Euclid Ave	ca. 1940	1 Contributing	A 2.5-story residence beneath a wide hipped roof with overhanging eaves and a hipped dormer on the east elevation. The house is fronted by a hipped porch with paired square columns connected by trellises, and a railing of thin wood members, behind which are two porch doors flanking a set of grouped four-over-one windows in trim. There is another set of matching grouped windows above the porch, while the windows on the side appear to be individual six- or one-over-one windows. The house sits atop brick foundation and is clad in clapboard.
754 Euclid Ave	ca. 1915	2 Contributing	A 1.5-story Dutch Colonial residence with wooden shingle siding and a side-gable gambrel roof. The north façade is recessed behind the overhanging roof, creating a full-width 1-story open porch framed by arches supported by three wooden-shingle-clad columns. Two evenly spaced French doors lead to the porch, while the second floor features a shed-roof dormer with exposed rafter tails, housing two double one-over-one windows. The principal entrance on the west side is beneath a shed roof cap with exposed rafter tails, accompanied by an exterior brick chimney and a first-floor square window bay. The house rests on a rusticated cast block foundation, and the lot inclines toward the façade with a driveway on the west leading to a detached two-car garage with a hipped roof and horizontal sliding doors.
755 Euclid Ave	ca. 1915	2 Contributing	A 2-story residence clad in clapboards and wooden shingles, featuring a hipped roof with overhanging eaves, exposed rafter tails, and a prominent Stick-style gable supported by curved brackets. The south façade has two bays, a single entrance on the west, and a large tripartite window on the east. The second floor includes a polygonal window bay on the west and a double window on the east. A full-width 1-story open porch with a hipped roof and four unevenly spaced wooden Tuscan columns spans the façade. Hipped roof dormers project from both side roofs, and the east side features a square window bay on the first floor and an interior end brick chimney. The house, situated on a level lot with an east driveway, connects to a detached two-car garage with a hipped roof.
757-59 Euclid Ave	ca. 1915	1 Contributing	A 2-story two-family residence with clapboard siding on the first floor and wooden shingles on the second, featuring a hipped roof. The south façade, facing the street, showcases two adjoining single doors on the east and two single one-over-one windows. The southwest corner is canted with a first-floor door and second-floor window. The second floor includes a porch with a door and window on the east, and an off-center window to the west. A 1-story screened porch with a hipped roof and square wooden columns covers the western part, while a screened porch under a shed roof occupies the eastern half of the second floor, projecting beneath a front gable roof. Hipped roof dormers project from the west side, and two from the east, with one from the west. An interior end brick chimney is located on the west side. The house, resting on a cast block foundation, is on a generally level lot with an east driveway and no garage.

Address	Date of Construction	Status	Description
758 Euclid Ave	1911	1 Contributing	A 2-story Arts & Crafts style residence with wooden shingle siding under a side gable roof, featuring overhanging eaves and exposed rafter tails. The north façade, facing the street, is dominated by a full-width 1-story open porch with a hipped roof supported by six square wooden columns, adorned with geometrical fretwork. The porch elevation obscures fenestration visibility from the street. The entrance is on the west side, recessed behind the north façade within a small enclosure with a side gable roof. The second floor exhibits three bays on the north façade, with a central small double window and flanking double windows. Each double window has a projecting gable with horizontal brackets. A stucco-clad chimney rises from the center of the house. The foundation is not visible. Situated on a hillside with a steep rise from the street, access is provided by concrete steps. While simpler in design, the house showcases Arts & Crafts details inside, with an ornate porch and diverse window sizes characteristic of Ward Wellington Ward's work. The second-story bedrooms offer elevated views to the north.
763 Euclid Ave	ca. 1915	2 Contributing	A 2.5-story residence clad in clapboard siding with a side gable roof, the south façade facing the street showcases a shallow polygonal bay on the west, housing the central entrance and lancet windows on the sides. A tripartite window is off-center to the east, and the second floor features two evenly spaced double six-over-one windows. The full-width 1-story open porch has shallow arches between unevenly spaced supports clad in clapboard siding, with a shed roof dormer projecting from the front roof. The east side includes an exterior brick chimney and a polygonal window bay on the first floor. Additionally, a metal fire escape has been added to the east side, leading from a third-floor window to the parking area in the rear. The house rests on a rough-cut stone foundation, situated on a generally level lot with a driveway leading to a detached contributing three-car garage with a hipped roof.
807 Euclid Ave	ca. 1910	2 Contributing	A 2.5-story residence beneath a hipped roof with overhanging eaves, exposed rafter tails, several hipped dormers, and a small gable in the front and to the east. The gable has barge board with boxed eaves, stick work, and corner brackets above a semi-hexagonal bay. There is a small porch on thick columns with stone piers and a gable opening, adjacent to an enclosed projection, and brackets line the roof trim of this area. The foundation is concrete with glass block windows, there is a brick chimney on the east elevation, the siding is clapboard, and the windows vary, with mostly one- or six-over-one windows, and diamond-paned windows in the front. A driveway to the west leads to a hipped two-car garage.
808 Euclid Ave	ca. 1915	2 Contributing	A 2.5-story residence beneath a side gable roof with full cornice return, bisected by a brick chimney on the east, and fronted symmetrically by two gables over two semi-hexagonal bay projections, with a gable dormer in the center, containing cornice returns. There is a set of double doors in the center, with a pair of arched windows above, and windows on either side. The foundation is stone, the siding is clapboard, and the windows are largely one-over-one, all in trim, with oval-shaped windows in the front gables. A driveway to the west leads to a hipped two-car garage.
813 Euclid Ave	ca. 1910	2 Contributing	A 2.5-story residence beneath a side gable roof with full cornice return, topped by a gable dormer with pediment, Palladian window, and curved sides. The house is fronted by a full-width porch on square columns. The foundation is rusticated cast block with glass block windows, there is a brick chimney, the siding is clapboard, and the windows are one-over-one in trim, with a pair of arched windows in the front decorated by curved trim beneath. A driveway to the west leads to a hipped two-car garage.
816 Euclid Ave	ca. 1905	2 Contributing	A 2.5-story residence beneath a hipped roof with frieze trim, topped by gable dormers with either standard cornice returns underscored by modillions, or full cornice returns. The entrance is in the center of the front façade with a 2-story semi-hexagonal bay on one side and one-over-one windows on the other, as well as an arched window with decorative panes above and diamond-paned windows in the dormer. The foundation is ashlar stone, the siding consists of wide horizontal boards, the chimney is brick, and the windows are all in trim, with keystones in the arched windows. A driveway to the east leads to a hipped two-car garage.

Address	Date of Construction	Status	Description
817 Euclid Ave	ca. 1910	2 Contributing	A 2.5-story residence beneath a hipped roof, with a gable in the front adorned by barge board and end brackets, and gable dormers on the sides. The gables contain stick work, which extends in a frieze-like band below the roofline, connecting to brackets or modillions, with curved shapes around the center second-story window. The symmetrical front façade has a full-width front porch on square columns with brackets and entablature, with the main entrance in the center behind it flanked by sidelights and topped by entablature, and one-over-one windows to the sides and above, all in trim. The foundation is ashlar stone with glass block windows, the siding is clapboard on the first story and shingle above, and there are two brick chimneys in the back. A driveway to the east leads to a hipped garage.
821 Euclid Ave	ca. 1940	1 Contributing	A 2.5-story residence beneath a side gable roof with overhanging eaves, topped by a shed dormer, and fronted by a full-width projection with brick walls and piers, and narrow multi-pane windows. The entrance is recessed in the center of the projection and contains sidelights. The windows are one-over-one in trim. The foundation is brick and the siding consists of wide horizontal boards.
911 Euclid Ave	ca. 1915	1 Contributing	A 2.5-story residence beneath a high-pitched side gambrel roof with overhanging eaves and returns, fronted by a full-width shed roof porch with wide arched openings, solid railings, and impost-marked piers. There are two shed roof dormers in the front. The house sits on rusticated cast block foundation, has a brick chimney, is clad in shingles, and contains mostly one-over-one windows in trim with cornice lintels, except for the six-over-one windows in the gambrel peaks.
913 Euclid Ave	ca. 1915	1 Contributing	A 2-story residence beneath a wide, front-facing jerkinhead roof with overhanging eaves, barge board, and brackets, which has a jerkinhead wall dormer on the west elevation. The first story is clad in stucco and the second in vertical board and batten siding with scalloped ends. The windows are one-over-one in wood trim, with a set of three grouped windows on both stories of the front elevation, the upper story having a small balcony, and a pair of windows in the dormer.
943 Euclid Ave	ca. 1915	2 Contributing	A 2.5-story residence beneath a gambrel roof with a low-pitched upper slope, a shed dormer to the east, eave returns, and frieze trim. The gambrel end faces the street and contains a brick chimney flanked by quarter-circle windows as well as a 1-story enclosed projection, while the entrance is within a pedimented portico on the west elevation. The foundation is brick, the walls are clad in horizontal boards, and the windows are one-over-one in trim. A driveway to the west leads to a gambrel roof two-car garage.
944 Euclid Ave	ca. 1915	2 Contributing	A 22.5-story residence beneath a high-pitched side gable roof with overhanging eaves and brackets, where the front slope extends down to roof a full-width, 1-story porch on square columns. There is a tall shed dormer in the front with two rows of windows, one-over-one on the bottom and small four-pane windows above. The foundation is cast block, the siding is shingle, and the windows are one-over-one in trim with cornice lintels, often paired or grouped on the first story and individual on the second. A driveway to the west leads to a hipped two-car garage.
946 Euclid Ave	ca. 1915	1 Contributing	A 2.5-story residence beneath a side gambrel roof with a low-pitched upper slope, full eave return, and frieze trim with brackets, topped by a wide shed dormer in the front. The house is fronted by a porch with square columns and solid railings, the frieze trim extending along its roofline. The foundation is rusticated cast block, the siding consists of horizontal boards, and the windows appear to be generally double-hung six- or one-over-one in trim.
1007 Euclid Ave	ca. 1930	1 Contributing	A 2.5-story residence beneath a front gable roof with full cornice return, topped by gable dormers with cornice returns on either side, and fronted by a small gable projection over a 2-story porch. The porch, supported by square columns, is full-width on the first story and partial-width on the second, and also on the front façade is a 2-story semi-hexagonal bay projection. The foundation is rusticated cast block, the siding is clapboard, and the windows have wood trim and cornice lintels. The windows are generally double-hung with blank bottom panes and decorative upper panes.
1014-16 Euclid Ave	ca. 1910	1 Contributing	A 2.5-story residence beneath a side gable roof with full cornice return, topped by a shed roof dormer, and fronted by a small gable projection over a 2-story porch on square columns. Adjacent to the porch on the first story is an enclosed sunroom. The foundation is rusticated cast block with glass block windows, the siding is shingle, and the windows are one-over-one in trim with cornice lintels, mostly individual but grouped in three in the dormer.

Address	Date of Construction	Status	Description
1017 Euclid Ave	ca. 1920	1 Contributing	A 2.5-story residence beneath a gable-on-hip roof with hipped dormers on the sides. The house is fronted by a full-width porch. The house is clad in shingles, has a brick chimney on the west elevation, and has six-over-one windows in trim, with two pairs of windows on the second story in the front.
1018-20 Euclid Ave	ca. 1930	2 Contributing	A 2.5-story residence beneath a hipped roof with fascia board, topped by hipped dormers, and fronted by a 2-story porch on square columns, full-width on the first story. The front façade also contains a 2-story semi-hexagonal bay, with another matching bay on the east elevation. The foundation is concrete block, the siding is clapboard, and the windows are largely one-over-one in trim with cornice lintels, though the dormers contain smaller windows with decorative panes, and the center windows on the 2-story front bay of decorative transoms above large bottom panes. A driveway to the east leads to a hipped two-car garage.
1024-26 Euclid Ave	ca. 1930	2 Contributing	A 2.5-story residence beneath a hipped roof with fascia board, topped by hipped dormers, and fronted by a 2-story porch on square columns, full-width on the first story. The front façade also contains a 2-story semi-hexagonal bay, with another matching bay on the east elevation, adjacent to the brick chimney. The foundation is concrete block, the siding is clapboard, and the windows are largely one-over-one in trim with cornice lintels, though the dormers contain smaller windows with decorative panes, and the center windows on the 2-story front bay of decorative transoms above large bottom panes. A driveway to the east leads to a hipped two-car garage.
1028 Euclid Ave	ca. 1910	1 Contributing	A 2.5-story residence beneath a gable-on-hip roof with frieze trim, cross gables on the sides, and a single roof dormer window in the front, topped by an arched pediment with trim. The house is fronted by a full-width porch on grouped square columns, each grouping connected by a trellis. The foundation is concrete block, there is a brick chimney on the east elevation, the siding is clapboard, and the windows are mostly six-over-one on the body of the house, or four-over-one as in the dormer window, all in thick trim. The windows on the front are paired on the second story and grouped in three on the first.
1029-31 Euclid Ave	ca. 1900	1 Contributing	A 2.5-story residence beneath a side gable roof with eave returns and two small cross gables on the symmetrical front façade, each roofing a 2-story semi-hexagonal bay. Between the two is the entrance, all behind a hipped full-width porch with solid railings. The windows are one-over-one except in the front gables, where they are single-pane, and there is thick trim around the windows and along the roofline. The siding is clapboard.
1030 Euclid Ave	ca. 1930	1 Contributing	A 2.5-story residence beneath a front gable roof with trim and stick work in the gable end and exposed rafter tails along the slope sides, which have gable dormers as well. The house is fronted by a full-width porch on square, paired columns atop piers. The foundation is concrete, the siding is clap board on the first story and shingle above, there is a brick chimney on the east elevation, and the windows are six-over-one in trim, often paired.
1033 Euclid Ave	ca. 1900	2 Contributing	A 2.5-story residence beneath a T-shaped cross gable roof with full cornice return and frieze trim. The entrance, with pilasters and entablature above, sits in a 1-story extension in the west corner of the house, attached to a one-car garage at slightly slower elevation. The foundation appears to be stone, the siding consists of flat horizontal wood boards, and the windows are mainly one-over-one in wood trim with cornice lintels and, on the front, shutters, though the gable window is only single-pane.
1037-39 Euclid Ave	ca. 1915	1 Contributing	A 2.5-story multi-family residence beneath a side gable roof with cornice returns and trim, fronted by a wide cross gable projection roofing the front porch on 2-story wood columns. The house sits on concrete block foundation, is clad in wood shingle, and has a brick chimney on the east elevation. The windows are mostly one-over-one in trim with cornice lintels, with a single-pane window above the entrance on the front and a half-circle window in the front gable; the front windows have shutters as well.
1104 Euclid Ave	1917	1 Contributing	A 2.5-story residence beneath a high-pitched side gable roof with eave returns, the front slope extended to roof a full-width porch on square columns and entablature. Above the porch is a large, 1.5-story gable dormer with cornice returns, two windows at the base and one multi-paned window in the pediment. The house sits on concrete foundation, is clad in clapboard, and contains mostly one-over-one windows in trim, individually distributed. On the west elevation is a portico on square wood columns.

Address	Date of Construction	Status	Description
1105 Euclid Ave	ca. 1920	1 Contributing	A 2.5-story residence beneath a high-pitched jerkinhead roof with cornice returns and the ends on the sides, the front slope extended to roof a full-story porch on square columns with trim and trellises. Above the porch is a 1.5-story jerkinhead dormer with cornice returns, containing two windows at the bottom with a single multi-pane window in the pediment. The house sits on concrete block, is clad in clapboard on the first story and shingle above, and has primarily one-over-one windows in trim with cornice lintels. Behind the porch is a semi-hexagonal bay, and to the east is a pedimented portico adjacent to another semi-hexagonal bay.
1111 Euclid Ave	ca. 1925	2 Contributing	A 2.5-story residence beneath a hipped roof with a wide centered gable in the front, slightly projected. The house is fronted by a full-width front porch with grouped square columns and trellises between them. The house sits on cast block foundation with glass block windows, has a brick chimney on the west elevation, is clad in clapboard, and contains mainly six-over-one windows in trim, with smaller six-pane windows in the gable. A driveway to the east leads to a gable two-car garage.
1114 Euclid Ave	ca. 1910	2 Contributing	A 2.5-story residence beneath a high-pitched front gable roof with trim, overlapped in the front by a steep, half-width gable entrance projection, and topped on the west side by a gable roof dormer attached to a shed roof dormer. The eaves of the gables overhang, with carved brackets in the corners. The entrance has an arched indentation above it with a narrow six-pane window in the gable peak. The foundation is concrete, the siding is shingle, and the windows are six-over-one in trim, often paired or grouped together. A driveway to the east leads to a gable two-car garage.
1115 Euclid Ave	ca. 1930	1 Contributing	A 2.5-story residence beneath a front-facing jerkinhead roof with overhanging eaves, with a shed roof dormer on the east elevation. The house is fronted by a full-width porch on stucco-clad piers supporting square columns. The front fenestration is symmetrical, with one-over-one windows on either side of the central entrance and on the second story as well, and a pair of single-pane windows in the gable. The house is clad in stucco with shingles in the jerkinhead peak and the dormer, and the windows have concrete sills.
1118-20 Euclid Ave	1917	1 Contributing	A 2.5-story residence beneath a front gable roof with cornice and raking trim and cornice returns, fronted by a half-width 2-story gable projection and a half-width 2-story porch on square columns. The projection pediment contains a half-circle window, while the main gable pediment contains a six-over-one window in trim, the same as the rest of the windows throughout the house. The foundation is concrete block with glass block windows, the walls are clad in clapboard, and there is a brick chimney on the west elevation adjacent to a small, secondary entrance projection.
1119 Euclid Ave	ca. 1915	1 Contributing	A 2-story residence beneath a side gable roof with frieze trim, topped by a wide shed roof dormer. The dormer contains a ribbon of large, multi-pane sliding windows, matching those on the fenestration below. There is a small recessed porch in the east corner of the front façade, with a solid railing and square columns. The house is clad in shingles, and there is a brick chimney on the west elevation.
1204 Euclid Ave	ca. 1930	1 Contributing	A 2.5-story residence beneath a high-pitched side gambrel roof with eave returns, where the front slope roofing a full-width porch on square columns with turned spindle railings. Above the porch is a gable dormer with two six-over-six windows on the bottom and a small window in the peak above. The foundation is rusticated cast block, the siding is clapboard, and the windows are six-over-six in trim.
1210 Euclid Ave	ca. 1915	1 Contributing	A 2.5-story residence beneath a side gable roof with overhanging eaves and trim. Half of the front façade is extended to roof a 1-story, half-width porch on solid railings and square columns, with an entrance flanked by sidelights. Adjacent to the porch is a hipped bay window with shutters, above which is a six-over-one window with shutters as well. The foundation is brick, there is a brick chimney on the west elevation, the siding is shingle, and the windows are six-over-one in trim.

Address	Date of Construction	Status	Description
1212 Euclid Ave	ca. 1915	1 Contributing	A 2.5-story residence beneath a high-pitched side gable roof with overhanging eaves and exposed rafter tails, where the front slope roofs a 1-story full-width porch on square columns. Above the porch is a gable dormer containing three grouped six-over-six windows on the bottom and a diamond-shaped window in the peak. The foundation is cast block, the siding is clapboard, and the windows vary in size and shape but are all in trim. There is a tripartite window with a blank center pane and narrow, multi-paned windows on the side, a set of squat multi-pane windows on the size, a small oriel window, and an arched window on the side as well.
1216 Euclid Ave	1924	1 Contributing	A 2.5-story residence beneath a side gable roof with cornice returns, where the front slope extends to roof a full-width 1-story porch on grouped square columns with trellises in between them. Above the porch is a gable-on-hip dormer with a half-circle window in the gable and two pairs of windows below. The foundation is rusticated cast block, the siding is clapboard, and the windows are all in trim but vary in form, with six-over-one windows in the dormer, an eight-over-one flanked by six-over-ones behind the porch, and a few squat multi-pane windows.
520 Euclid Ave & Ackerman Ave	ca. 1915	1 Contributing	A 2-story frame two-family residence, clad in vinyl siding with an irregular roof combining hipped and gable sections. The north façade features a double six-over-one window on the second floor, and two single entrances on the first floor. The house includes a full-width open 1-story porch with a hipped roof and paired square wooden columns, as well as a gable dormer on the east side. The corner lot is generally level, with a short driveway leading to an attached one-car garage at the rear.
525 Euclid Ave & Ackerman Ave	ca. 1915	1 Contributing	A 2-story frame two-family side entrance residence, with wooden shingle siding and a side gable roof featuring a rear-extending cross gable. The south façade facing the street includes a double window on the east, opening to a less-than-full-width open porch with a pedimented gable roof supported by grouped slender Tuscan columns, and a polygonal bay on the west. The principal entrance on the east façade has a shallow vestibule enclosed in multi-pane windows, and a second-floor projecting polygonal bay supported by diagonal brackets. The generally level lot has a driveway on Ackerman Street leading to the rear with no garage.
600-02 Euclid Ave & Ackerman Ave	ca. 1915	1 Contributing	A 2-story Colonial Revival-style two-family residence with wooden shingle siding and a cross-gable roof features a north façade facing the street with two adjoining single doors and a polygonal window bay. The second floor includes a single door giving access to a one-bay open porch beneath a projecting pedimented gable roof. A full-width open 1-story porch with a hipped roof is supported by three square wooden columns. The house, with projecting cross gables, a 2-story polygonal bay, and a shallow square bay, rests on a rusticated cast block foundation on a level corner lot with a driveway on the east and no garage.
601 Euclid Ave & Ackerman Ave	ca. 1915	1 Contributing	A two-bay Craftsman-style two-family residence, clad in clapboard siding on the first floor and wooden shingles on the second, features a south façade with an off-center recessed entrance and modern horizontal windows. The second floor includes a polygonal bay on the east, with covered side windows, and a modern horizontal window on the west. A full-width open 1-story porch with a hipped roof is supported by two square wooden columns. The house, with hipped roof dormers, rests on a rusticated cast stone foundation on a level lot with no driveway or garage.
1009-11 Euclid Ave & Allen St	ca. 1915	2 Contributing	A 2.5-story frame 2-family house, featuring a saltbox side-gable roof in the front portion facing Euclid Ave., creates the appearance of a modest Craftsman bungalow. However, the building contains two ample apartments, one on each floor. The cedar shingle-clad house has brick foundations and a recessed first-floor façade, forming a protected entrance porch with twin doors leading to downstairs and upstairs apartments. The corner rectangular level lot has no yard or garage.
1015 Euclid Ave & Allen St	ca. 1920	2 Contributing	A 2.5-story residence beneath a hipped roof with a hipped dormer, overhanging eaves, and frieze trim. The house sits on rusticated cast block foundation, is clad in alternating rows of narrow and wide shingles, has a brick chimney in the front, and contains a variety of windows, primarily six-over-one, all in trim. A pedimented portico on Doric columns sits before the door, which has fanlights, and there is a porch on grouped columns to the south. A driveway to the north leads to a concrete one-car garage.

Address	Date of Construction	Status	Description
1220 Euclid Ave & Cumberland *	1923	2 Contributing	A 2-story residence beneath a side gambrel roof full eave return, topped by a wide shed dormer. There is a small front porch and a larger side porch on the gambrel end to the north, which is enclosed with Doric columns, with a brick chimney on the wall behind it. The house sits on rusticated cast block foundation and is clad in horizontal boards with six- and one-over-one windows in thin trim.
919 Euclid Ave & Euclid Terr	1928	2 Contributing	A 2.5-story residence beneath a side gable roof with Palladian windows, full cornice return, and thick frieze trim adorned by brackets and decorative shapes, fronted by a wide, pedimented front gable with a half-circle window. The front gable roofs a two-story porch on full-height square columns and pilasters. The front fenestration is symmetrical, with sidelight-flanked central doors on both stories and twelve-over-one windows surrounding them. The foundation is brick, there is a brick chimney, the siding is clapboard except for the shingles in the gable end, and the windows have trim. A driveway to the north leads to a hipped two-car garage.
941 Euclid Ave & Euclid Terr	1929	1 Contributing	A 2.5-story residence beneath a side gable roof with full eave return, cornice and frieze, and modillions, the south elevation bisected by a brick chimney and flanked by an enclosed porch on square columns. The front façade contains a hipped dormer and a bracketed, pediment-style portico over the entrance, with the cornice and frieze of the portico extending around the width of the house. The door is flanked by sidelights and topped by a transom, and the windows are multi-pane double-hung in trim, often with shutters, lintels abutting the frieze trim. The foundation is brick, the siding consists of horizontal boards, and there is an attached two-car garage to the north.
1032 Euclid Ave & Fellows Ave	ca. 1930	1 Contributing	A 2.5-story residence beneath a hipped roof with overhanging eaves, underscoring trim, and hipped dormers on the sides. On the front façade, there is a hipped portico on wide columns, a small gable in the main roofline above it, and a brick chimney, with a porch of trellises and columns on the north elevation. The foundation is concrete, the siding consist of alternating bands of narrow and wide shingles, and the windows are one-over-one in trim.
1041 Euclid Ave & Fellows Ave	ca. 1920	2 Contributing	A 2.5-story residence beneath a side gambrel roof with a low-pitched upper slope, adorned by eave returns and frieze trim. There is a pedimented portico on Tuscan columns on the front façade, and a porch of columns on the south elevation, with a brick chimney on the wall behind it. The house sits on concrete block foundation and is clad in horizontal boards, with one-over-one windows in trim with cornice lintels and shutters, as well as quarter-circle windows toward the top of the chimney. A driveway to the north leads to a gable one-car garage.
1100 Euclid Ave & Fellows Ave	ca. 1915	2 Contributing	A 2.5-story residence beneath a side gable roof with full eave return and overhanging eaves, a windowless gable dormer in the front with eave returns, and a small overlapping gable above a semi-hexagonal bay on the north elevation. The bay is in turn above a porch of Tuscan columns and turned spindle railings, while the front façade has a gable portico of turned spindle columns, flanked by a tripartite window to one side and a semi-hexagonal bay to the other. The foundation is concrete block with glass block windows, the siding is clapboard, and the windows are three-over-one in trim, with shutters on the second story. A driveway to the south leads to a hipped two-car garage with cast block walls.
1101 Euclid Ave & Fellows Ave	1907	2 Contributing	A 1.5-story frame 1-family side-entrance house, with a saltbox side-gable roof, features red-painted cedar shingles and brick foundations. The first-floor façade is recessed behind an overhanging front roof, forming a full-width 1-story porch accessible through two original multi-pane glass and wood doors. The corner lot, higher than the street, is accessed by concrete and wooden steps, leading to a gable projection with an off-center entryway. The house, with a shed roof dormer and detached 1-car hipped roof garage at the NW corner, sits on a raised corner lot with a paved rear parking area accessible from Westmoreland Ave.
621 Euclid Ave & Lancaster A *	ca. 1890	1 Contributing	Loomis House: A 2-story Queen Anne style single-family residence features clapboard siding on the first floor, wooden shingle siding on the second, and a side gable roof with a rear-extending cross gable section. The south façade facing the street is dominated by a large 2-story turreted polygonal tower at the southeast corner. A 1-story open porch with a hipped roof, supported by paired wooden Tuscan columns, protects the west half of the façade, housing an off-center entrance and a double window. The generally level corner lot has a paved parking lot in the rear but no garage.

Address	Date of Construction	Status	Description
622-24 Euclid Ave & Lancaster A *	ca. 1915	1 Contributing	A 2-story two-family residence with clapboard siding and a gable-on-hipped roof features a narrow north façade with a tripartite window on both floors, the central panel covered in wood on each floor. The entrance is on the west side beneath a shed roof cap, and the front gable section has returned eaves and a small Palladian style window. A secondary entrance is recessed on the east side facing Lancaster Avenue, next to a projecting square 2-story bay. The level corner lot includes a driveway leading to a rear parking area from Lancaster Avenue, with no garage.
700 Euclid Ave & Lancaster A *	1912	2 Contributing	L.P. Kellogg House: A 2-story Arts & Crafts style single-family residence with vinyl siding on the first floor and wooden shingles on the second is capped by a gable-on-hip roof with bell cast eaves. While addressed on Euclid Avenue, the principal façade faces west toward Lancaster Avenue, featuring a central single entrance protected by an open one-bay 1-story porch supported by Tuscan columns. The north façade facing Euclid Avenue has two asymmetrical single doors within a full-width 1-story porch with Doric columns. The corner lot, generally level, includes a short driveway leading to a one-car garage with a hipped roof.
701-03 Euclid Ave & Lancaster A *	ca. 1915	2 Contributing	A 2-story two-family residence features clapboard siding on the first floor, shingles on the second, and a hipped roof with overhanging eaves. The south façade has four symmetrical bays, with single doors at both ends and two single one-over-one windows on either side of the center on both floors. A full-width 1-story open porch is supported by four Tuscan columns, and an open porch on the second floor, with a hipped roof projecting from the main roof, is supported by paired Tuscan columns. The house, with hipped roof dormers and resting on a rusticated cast stone foundation, is on a corner lot that rises slightly from Euclid Avenue on the south and Lancaster Avenue on the west, with concrete steps leading to the Euclid Avenue entrance. A short driveway at the rear leads to a two-car garage with a hipped roof and exposed rafter tails.
319 Euclid Ave & Livingston *	ca. 1920	1 Contributing	A 2-story multi-family residence with clapboard siding and a front gambrel roof features a south façade with three bays, hosting three single doors on the first floor and two on the second floor. A double-deck open porch, covering less than a full bay, is supported by paired square wooden columns at each floor. The house, with an exterior brick chimney, rests on a brick foundation on a level corner lot with a driveway for rear access from Livingston Street and no garage.
320 Euclid Ave & Livingston *	ca. 1900	1 Contributing	A 3.5-story apartment building beneath a gambrel roof with overhanging eaves, topped by a nearly full-width shed dormer with two gables. The entrance is behind a gable portico. The building is clad in a mixture of brick veneer and clapboard, and the windows are mostly one-over-one, with each column of windows being generally uniform as either all individual, all paired, or all single-pane. The foundation is concrete, there is a brick chimney in the front, and there is a square 3-story projection on either side.
400 Euclid Ave & Livingston *	1938	1 Contributing	A 2-story Greek Revival residence beneath a side gable roof with Classical molding and frieze trim along the roofline, the trim interrupted by two gable wall dormers of six-over-six windows in the front. The door is centrally placed, topped by an entablature and flanked by eight-over-eight windows with shutters. There is a small gable projection to the north, which has a circular window in its gable, and an attached one-car garage to the south. The house is clad in horizontal boards with vertical board and batten in the frieze and dormers.
401 Euclid Ave & Livingston *	1969-71	Non-contributing	Oren Lyons Hall: One non-contributing building (due to age).
767 Euclid Ave & Maryland Ave	ca. 1915	1 Contributing	A 2-story multi-family residence with vinyl siding and a front gable roof, hipped in the rear, features a south façade with three bays. The central double entrance is flanked by a double window on the west and a tripartite window on the east, while the second floor has two evenly spaced tripartite windows. A 1-story open porch with a hipped roof wraps around to the east side, featuring a projecting square section beneath a pyramidal roof. The house, with additional features like a 2-story polygonal bay and metal fire escapes on the east side, rests on a rough-cut stone foundation on a corner lot that slopes gently down toward the rear and from the rear toward Maryland Avenue on the east. A driveway from Maryland Avenue leads to a rear parking area with no garage.

Address	Date of Construction	Status	Description
800 Euclid Ave & Maryland Ave	ca. 1905	2 Contributing	<p>James Barnes House: A 2.5-story residence beneath a side gable roof with three hipped dormers in the front and a hipped extension in the back, the gables containing full cornice return and diamond-paned windows with elaborate lintels, and the roofline underscored by trim. The second-story overhangs the first along the front, with brackets in the corners, and the front façade also contains a small front porch with solid railings and siding-clad piers as well as a semi-hexagonal bay with decorative transoms over its windows. The foundation appears to be concrete block, the siding is shingle with a band of trim splitting the two stories, and the windows are often one- or nine-over-one, with several crowned by a transom, all in trim. A driveway to the south leads to a hipped two-car garage.</p>
801 Euclid Ave & Maryland Ave	ca. 1910	2 Contributing	<p>A 2.5-story residence beneath a side gable roof with overhanging eaves, barge board, and corner brackets, crossed in the center by a front gable which is nearly aligned with the gable, 1-story front porch below. The entrance is flanked by large sidelights with diamond-shaped panes, and there is an oriel to one side of the porch and a set of three windows to the other; there is also an enclosed side porch to the south with stucco-clad walls and bracketed columns, and another enclosed extension to the north. The foundation is stone, the house is clad in stucco on the first story and shingles above with a brick chimney, and the windows are largely one-over-one in trim, though the north extension appears to contain multi-pane casement windows. A driveway to the north leads to a hipped two-car garage.</p>
230 Euclid Ave & Ostrom Ave	ca. 1900	1 Contributing	<p>A 2.5-story residence beneath a front gable roof with cross gables on the sides, overhanging eaves, exposed rafter tails, barge board, and bracketed corners. The house is fronted by a half-width gable porch with square columns and vertical siding in the pediment, as opposed to the painted brick on the first story of the house and the shingles on the second. The windows are in various multi-pane-over-one configurations, all in trim with modillion-style elaborations. There is a set of three in the gable peak and two pairs on the front façade second story which all have a small shingle-clad canopy.</p>
301 Euclid Ave & Ostrom Ave	1963	Non-contributing	<p>One non-contributing building (due to age).</p>
302-14 Euclid Ave & Ostrom Ave	ca. 1930	1 Contributing	<p>A 2.5-story apartment complex beneath a side gambrel roof with returns and frieze trim, topped by multiple gable roof dormers. The entrance is in the center, recessed within pilasters with a fanlight and pediment, flanked symmetrically by one-over-one windows with shutters. The walls are brick with brick lintels and sills. There is a 2-story porch of full-height square columns with balustrade on the north elevation, in front of a brick chimney with quarter-circle windows. The house has been extended to the east to include 2-story apartment blocks with similar brick cladding and windows.</p>
918 Euclid Ave & Roosevelt A *	ca. 1920	1 Contributing	<p>Erwin Methodist: A Colonial Revival church consisting of multiple connected masses, the main one being a long rectangular nave, centered and fronted by a large bell tower with spire, which is in turn fronted by a Classical pediment portico on slender rounded columns. This section has brick walls, large multi-pane windows with arched windows along the side, and glass-block windows in the foundation, the nave is topped by a front gable roof, and there is cornice and frieze trim along the gable and along the front façade. There is a modern extension perpendicular from the main chapel, facing south, with a quarter-circle 2-story mass in brick between the two.</p>
942 Euclid Ave & Roosevelt A *	1935	2 Contributing	<p>A 2.5-story residence beneath a cross gable roof, with a wider front gable than side gables, overhanging eaves, exposed rafter tails, and corner brackets; the side gables align with 2-story semi-hexagonal bay projections. The front façade has a semi-hexagonal oriel window in one half and a porch which wraps around to the side in the other, with brick piers, stucco-clad pillars, and pointed arched openings. The first story is clad in brick while the above stories are stucco, with a line of trim between the second and gable stories, and the windows are one-over-one in trim, arched in the gables. A driveway to the south leads to a brick 2-car garage.</p>
945 Euclid Ave & Strong Ave	1926	1 Contributing	<p>A 2.5-story residence beneath a high-pitched, L-shaped cross gable roof with full eave returns, where the gables are 1.5 stories tall and change in slope between stories, the change demarcated by a band of frieze trim. There is a partial-width front porch on wood columns which wraps around the beveled corner where the wall recesses, and the porch is topped by a hipped dormer. The foundation and first story are rusticated cast block, with clapboard above except for the stucco-clad dormer, and the windows are one-over-one in trim.</p>

Address	Date of Construction	Status	Description
948 Euclid Ave & Strong Ave	1935	2 Contributing	A 2.5-story residence beneath an L-shaped cross-jerkinhead roof with cornice returns, trim, a hipped dormer on one side, and a 2-story semi-hexagonal bay beneath the jerkinhead on the other. There is a front porch which wraps around the northeast corner, supported by thick piers, and adjacent to the front porch is a square oriel of three four-over-one windows. The foundation is stone, the siding is stucco, and the windows are commonly six- or one-over-one in trim with cornice lintels. A driveway to the south leads to a stucco-clad one-car garage with a flat roof.
1002 Euclid Ave & Strong Ave	ca. 1930	1 Contributing	A 1.5-story residence beneath a side gable roof with overhanging eaves and exposed rafter tails, topped by a small gable dormer, and flanked by an overlapping gable projection. The house is fronted by a wide gable porch with solid railings and square columns, which extends around the corner, and there is another porch in the back with a gable projection above it. The foundation is rusticated cast block, the siding is clapboard most of the height but shingle above, and the windows are in various multi-pane-over-one configurations, with a tripartite window in the front, sidelights around the door, and six-over-one windows on the sides and in the back.
1003 Euclid Ave & Strong Ave	1929	1 Contributing	A 2.5-story residence beneath a side gable roof with stick work in the gable, roofline trim, overhanging eaves, and exposed rafter tails, crossed in the front by a centered gable projection with stick work and brackets in the gable. The projection roofs the second-story of the porch, which expands on the first story and sits atop square columns. The siding is clapboard on the first story and shingle on the second with trim and a flared overhang where the first and second meet, the windows are one-over-one in trim, and there is a brick chimney.
422 Euclid Ave & Sumner Ave	1905	2 Contributing	1.5 story Craftsman-style house featuring clapboard siding and a tall side gable roof with overhanging eaves. The symmetrical east façade has a central entrance, flanked by wooden Tuscan columns and single 6/6 windows. A complex dormer on the front roof includes a steeply pitched gable and recessed 6/6 windows. The north façade facing Euclid Avenue has three 6/6 windows below a flared pent roof, and the property includes a level lot with a short driveway leading to a detached two-car garage with a hipped roof at the rear on Sumner Street.
423 Euclid Ave & Sumner Ave	ca. 1910	1 Contributing	2-story multi-family residence, originally designed by architect Ward Wellington Ward, showcases a mix of brick, stone panels, and stucco siding beneath a side gable roof with jerkin ends. Altered over time, the south façade facing Euclid Street features a single entrance and a window bay under a shallow hipped roof on the first floor, while the second story includes a double six-over-one window on the west and a triple six-over-one window on the east. The east façade facing Sumner Street has a full-width 1-story porch with square wooden columns, and a modern metal staircase provides access to a second-floor door. The stucco cladding extends to the ground, concealing the foundation on the generally level lot, which has a driveway at the rear opening to Sumner Street but no garage.
500-02 Euclid Ave & Sumner Ave	ca. 1910	2 Contributing	2-story two-family residence, clad in clapboard on the first floor and wooden shingles on the second, features a hipped roof with overhanging eaves. The north façade showcases a central shallow polygonal bay with 2/2 vertical pane windows, flanked by single doors. The house includes a full-width 1-story open porch with a hipped roof supported by Foursquare wooden columns on the first floor, and a rusticated cast block foundation. The corner lot, generally level, has a short driveway leading to a detached two-car garage with a hipped roof from Sumner Avenue on the west.
501 Euclid Ave & Sumner Ave	ca. 1905	1 Contributing	A Tudor Revival-style 2-story single-family residence showcases brick siding on the first floor and half-timbered siding on the second, topped by a complex roof with interconnected side gables and a cross gable section. The south façade is characterized by a full-width 1-story open porch with a hipped roof, supported by square wooden columns. The façade includes a single door at the west end, a one-bayfront gable section above the porch roof, and an exterior brick chimney in the center. The west side facing Sumner Street features a secondary single entrance beneath the central cross gable section. The generally level lot has a driveway from Sumner Avenue on the west but lacks a garage.

Address	Date of Construction	Status	Description
822-26 Euclid Ave & Westcott St	ca. 1903	1 Contributing	(Former) Engine House 10: A 2-story brick fire engine building featuring a double-gable facade. Fenestration is typically one-over-one, double-hung sashes. Some windows have diamond-shaped muntins. A five-story tower rises from the east elevation and is topped with a hipped roof with flared eaves. The cross gable roof is clad in asphalt shingles. Inside, the ground floor consists of the large open apparatus room, while upstairs a large space serves for sleeping, dressing and recreation quarters for the men of the fire engine company.
827 Euclid Ave & Westcott St	ca. 1930	1 Contributing	A 2.5-story residence and storefront beneath a high-pitched side gambrel roof with a small gable above a semi-hexagonal bay in the front, adjacent to two rows of shed dormers. The building is fronted by a full-width porch with bricks walls and piers and a centered gable above the entrance. The foundation is rusticated cast block with glass block, the siding consists of horizontal boards with trim between the stories, and the windows are one-over-one in trim with cornice lintels.
1122 Euclid Ave & Westmoreland*	ca. 1920	1 Contributing	A 1.5-story single-family house, originally beneath a saltbox side gable roof, is now clad in vinyl, replacing the original siding. The first-floor façade, once a full-width 1-story porch, is now partially enclosed with a single door on the left side, and a shed roof dormer projects from the front roof. The house has a cast block foundation, a sloping lot to the south, and parking at the rear accessed from Westmoreland Ave, but no garage.
1123 Euclid Ave & Westmoreland*	ca. 1920	1 Contributing	A 2-story frame side-entrance single-family residence, beneath a gable roof with overhanging eaves, small horizontal brackets, and eave returns. The façade facing Euclid Avenue is dominated by a central exterior brick chimney that rises through the roof peak. The entrance is in the center of the broad side of the house, facing Westmoreland Avenue. Corner lot slopes up to north. There is no garage.
1200 Euclid Ave & Westmoreland*	ca. 1915	1 Contributing	A 2.5-story residence beneath a hipped roof with frieze trim and modillions, a large gable in the front and back, and two small gables on the side. The house is flanked by a full-width screened-in porch with trellises, and fronted by a pedimented portico on Doric columns. The gable ends contain cornice returns, arched windows, and a band of trim to separate them from the second story. The foundation is stone, the siding consists of horizontal boards, and the windows are six-over-one in trim, often with shutters. There is a garage below the house in the southern corner, where the lot slopes further down.
1201 Euclid Ave & Westmoreland*	1926	1 Contributing	A 2.5-story residence beneath a side gable roof with overhanging eaves and exposed rafter tails, the entrance built into a small gable projection to the west. A small cross gable projection in the front contains barge board, brackets, and pediment windows with decorative panes, and is aligned with a below grade one-car garage revealed by the downward-sloping lot. The house is clad in clapboard, has a brick chimney, and has mainly one-over-one windows in trim with cornice lintels.
514 Euclid Ave Rear	ca. 1915	Not Counted	Vacant Lot
1006 Euclid Ave To Strong Ave	ca. 1910	1 Contributing	A 2.5-story residence beneath a front gable roof with overhanging eaves and exposed rafter tails, which has a cross gable connected to shed dormers on either side. There is a full-width front porch with solid railings and square columns. The house sits on rusticated cast block foundation and is clad in clapboard for about ¾ of its height, with a band of trim and then shingles the rest of the way up. It has eight-over-one windows in the front and various multi-pane windows throughout, including diamond-paned windows on the side, all in trim with cornice lintels.
1010-12 Euclid Ave To Strong Ave	ca. 1910	2 Contributing	A 2.5-story multi-family residence beneath a hipped roof with frieze trim, topped by a hipped dormer, and crossed by a large gable on the side. The house is fronted by a full-width porch on square columns, partially enclosed, with a half-width second-story porch as well. The house is clad in horizontal boards on the first story and shingles above, and contains mostly six-over-six windows in trim, occasionally paired or grouped together. A 1-story, 2-bay hipped roof garage clad in vinyl siding faces Strong Ave.

Address	Date of Construction	Status	Description
102 Euclid Terr	1932	2 Contributing	A 2.5-story residence with Tudor Revival characteristics, surmounted by a high-pitched front gable roof overlapped by a smaller gable projection. The south slope of the gable flares and extends to include the entrance inside an arched recess with trim and a keystone, there are shed roof dormers on either slope side, and the roofline has overhanging eaves, raking trim, and cornice returns. The house sits on brick foundation with a tapered brick chimney on the front façade, flanked by tall, narrow eight-pane windows, and the house is clad in shingles. The windows are largely six-over-one in trim, frequently paired or grouped, with a small window of decorative panes by the entrance. A driveway to the south leads to a gable garage.
105 Euclid Terr	1922	1 Contributing	A 2.5-story multi-family residence beneath an extremely wide and steep front-gable roof, with contains the upper 1.5 stories and is skirted by a full eave return. The eave return roofs two recessed corner porches, one on either side, supported by thin paired columns with trellises, as well as a semi-hexagonal bay. The windows are six-over-one in trim, but the gable peak contains a wider one-over-one window, and there are multiple small nine-pane windows on the side elevations.
116 Euclid Terr	1925	2 Contributing	A 2-story residence beneath a side gambrel roof with overhanging eaves, topped by a gable dormer with barge board and raking trim. There is a ribbon of large windows around the entrance, with the dormer contains a group of three six-over-one windows and, above them, a small window with diamond panes, the dormer windows bound in trim with cornice lintels. The house is clad in wide clapboard on the first story and shingles in the dormer. A driveway to the west leads to a gable two-car garage with trim on the sides.
119 Euclid Terr	1925	1 Contributing	A 1-story, 2-bay garage with a front gable roof belonging to 117 Euclid terrace on a separate parcel. The garage is clad in wood clapboards and features simple flat wood trim. the roof is clad in asphalt shingles.
104 Euclid Terr To Strong Ave	1918	1 Contributing	A 2.5-story resident beneath a side gable roof with cornice returns, topped by two hipped dormers with fascia board in the front. The house is fronted by a hipped full-width porch with a centered gable containing a pediment with floral ornament, supported by square columns, and above the porch is a semi-hexagonal bay. The house sits on stone or rusticated cast block foundation, is clad in wide horizontal boards, and contains mostly one-over-one windows in trim. However, the paired windows of the dormers have diamond-shaped panes, there is a large window on the front with a transom above, the window in the side oriel has a transom panel of decorative panes, and the gable windows are flanked by smaller, half-size windows.
106 Euclid Terr To Strong Ave	1935	1 Contributing	A 2.5-story Colonial Revival residence beneath a side gable roof, with overhanging eaves, barge board, and, on the south elevation, a pair of quarter-circle windows flanking a brick chimney which bisects the wall. The front fenestration is nearly symmetrical, with the entrance slightly off-center in a small gable projection with trim, flanked by groupings of three diamond-paned windows on either side, with two pairs of one-over-one windows on the second story. There is a shed roof enclosed porch on the south elevation. The house sits on stone block or cast block foundation, and is clad in shingles, and the windows are in trim with cornice lintels.
108 Euclid Terr To Strong Ave	1914	2 Contributing	A 2.5-story residence beneath a high-pitched side gable roof with overhanging eaves, where the corners are recessed and adorned by curved brackets, and the center section, containing the entrance, is flush with the end of the roofline. There is a nearly full-width shed roof dormer in the front, which is topped in turn by a smaller shed dormer containing a set of three squat windows. The windows are largely six-over-one in trim with cornice lintels and shutters on the front façade, and the entrance is flanked by Doric pilasters. The first story is clad in shingles and the second in clapboard.
110 Euclid Terr To Strong Ave	1923	1 Contributing	A 2.5-story residence beneath a gable-on-hip roof with fascia board and trim, with a half-width gable in the front, a small gable on the south elevation, and a cross gable projection toward the back on the north elevation. The house is fronted by a full-width porch on square columns, with two French doors behind it, and there is another entrance on the south elevation beneath a pedimented canopy and adjacent to a square bay window. The house is clad in horizontal boards and contains largely six-over-one windows in trim, though the gables contain diamond-paned windows. There is a brick chimney on the north elevation.

Address	Date of Construction	Status	Description
112 Euclid Terr To Strong Ave	1926	2 Contributing	A 2.5-story Tudor Revival residence beneath a complex roof structure, with a large, full-height side gable in the back crossed in the front by a 2-story entrance gable as well as a large hipped mass, which projects furthest toward the street. The entrance gable is steeply pitched with flared eaves and contains an arched, stone-lined recess for the door, above with a six-over-six window, and the front slope of the hipped mass slopes downward to roof a screened-in porch. The house is clad in stucco, with half-timbering on the second story, horizontal wood boards in the gables, stone accents, and a stucco-clad chimney between the entrance gable and the hipped mass. The windows are generally six-over-six or possibly one-over-one, bound in wood trim.
114 Euclid Terr To Strong Ave	1925	1 Contributing	A 2.5-story residence beneath a front gable roof with full eave return and frieze trim, fronted by a shed-roofed enclosed porch of sliding windows between paired, square pilasters. The house is clad in shingles and, on the front, has six-over-one windows with shutters, and a pair of simple windows in the gable peak. On the south elevation is a tall, steep, Tudor Revival-style cross gable that intersects the roof, is clad in stucco, contains a few windows with shutters as well as a portico on large brackets, and has a stucco-clad chimney projecting out of its side.
109 Euclid Terr To Westcott *	1927	1 Contributing	A 2.5-story residence with Tudor Revival characteristics, surmounted by a steep hipped roof with trim and some exposed rafter tails, crossed by a large full-height gable projection on the north elevation, and a gable wall dormer on the west and north elevations of the hipped roof. There is a half-width recessed porch in the front of the hipped section beneath wide arched openings on thick square columns with impost, and there is a shallow projection on the north elevation containing another entrance beneath a stylized pediment. The house is clad in shingles and has a large brick chimney in the corner of the hip and cross gable, clad in stucco most of the height, and topped by large decorative chimney pots. There is a variety of windows, including an arched window in the front with keystone, six-over-six windows in the dormers, and groups of three in the cross gable, all windows bound in thick trim, and trim runs across the gable end as well.
111 Euclid Terr To Westcott *	1930	1 Contributing	A 2.5-story Tudor Revival residence beneath a high-pitched front gable containing the upper 1.5 stories, with full eave return, shed dormers on either side, and a small overlapping gable projection containing the entrance. The first story, gable peak of the projection, and chimney, which is placed slightly off-center on the front façade, are clad in stucco, though portions of the chimney have exposed rough-cut stone, and there is brick coping on the side and on top; the projection, too, has walls largely of rough-cut stone, with a wood lintel over the door, and a brick sill for its single nine-pane window. The second story and dormers are clad in wood clapboard. Adjacent to the chimney is a tripartite window of four-over-four side windows with an eight-over-eight center, which a six-over-six sits in the gable above, and these windows are bound in trim with shutters.
113 Euclid Terr To Westcott *	1905	1 Contributing	A 2-story residence beneath a low-pitched hipped roof, with a shed roof enclosed porch underscored by exposed rafter tails on the north elevation. There is a gable portico with slender Tuscan columns to the entrance, and the gable is built into a shed roof canopy that extends over an adjacent square bay of four grouped eight-pane windows. The windows are six-over-one, paired on the second story of the front façade, and individual on the sides. There is a brick chimney on the south elevation.
117 Euclid Terr To Westcott *	1925	1 Contributing	A 2.5-story residence beneath a front gable roof with overhanging eaves, exposed rafter tails, and barge board, crossed by a hipped mass to the south. In the corner of the hipped mass and the main mass is a shed-roofed entrance projection, with matching roof trim and an arched door. The house is clad in shingles, has a brick chimney by the entrance, and has a group of three six-over-six windows on both stories of the front façade, both with trim and shutters, with an individual four-over-four window in the peak.
112 Fellows Ave	-	Not Counted	Vacant Lot
115 Fellows Ave	1923	2 Contributing	2-story Colonial Revival style residence, with a front entrance and clapboard siding, is characterized by a gable roof featuring overhanging eaves, small brackets, and a gable with eave returns. The Fellows Avenue façade is highlighted by a central exterior brick chimney flanked by quarter-circle windows under the roof line, with single rectangular sash windows on the second floor. A north side driveway leads to a detached garage.

Address	Date of Construction	Status	Description
116 Fellows Ave	ca. 1920	2 Contributing	A 1.5-story Bungalow-style single-family house with clapboard siding, built on a brick foundation, features a covered gable front porch accessed by seven concrete steps. The centrally placed entrance door is flanked by two groups of three narrow rectangular six-over-one sash windows. A brick chimney rises along the north wall, and a north side driveway leads to a small gable front garage at the northwest corner of the sloping lot.
119 Fellows Ave	1922	2 Contributing	A 2-story Colonial Revival single-family residence features a pedimented gable roof, clapboard siding, and a central exterior brick chimney flanked by quarter-circle windows. The second floor has single rectangular sash windows, and a full-width open porch with a shed roof, supported by four slender Tuscan Doric wood columns, extends in front of the chimney. The house has a rectangular level lot, and a north side driveway leads to a matching Colonial-style one-car garage at the northeast corner.
120 Fellows Ave	ca. 1920	2 Contributing	A 1.5-story cedar shingle-sided cottage with a side gable roof, built on a brick foundation, features a covered gable front porch accessible by six concrete steps. The porch includes a small square four-paned window in the gable, and behind it, a centrally placed entrance door with paired rectangular sash windows to the right. Two gable dormers project from the roof, each with joined rectangular windows. The house, with a brick chimney along the south wall, is on a rectangular lot sloping westward, positioned higher than street level, and a north side driveway leads to a small one-car garage at the northwest corner.
123 Fellows Ave	ca. 1920	1 Contributing 1 Non-contributing	A 2.5-story Colonial Revival two-family residence with a front gable roof features a full-width open porch supported by groups of slender rectangular wooden piers with trellis work. Vinyl siding covers or replaces the original clapboard. The rectangular lot slopes slightly downward to the east, and a non-contributing garage was entirely rebuilt in 2017.
124 Fellows Ave	1922	2 Contributing	A 2-story Dutch Colonial Revival single-family residence on Fellows Avenue features a side-entrance beneath a side gable gambrel roof. The first floor has a central aedicula porch, flanked by single rectangular sash windows, while the second floor is expanded with a wide shed dormer. A full-width 1-story porch projects from the north side, and the house entrance is accessed by seven concrete steps. The rectangular lot rises from the street, and a south side driveway leads to a 2-car hipped roof garage at the southwest corner.
127 Fellows Ave	1923	2 Contributing	A 2-story Colonial Revival single-family residence with a side entrance beneath a gambrel roof with overhanging eaves, small brackets, and a gable with eave returns. The façade features a central brick chimney flanked by quarter-circle windows, and the second floor has single rectangular sash windows. A full-width 1-story open porch with a shed roof is supported by four slender Tuscan Doric wood columns. The rectangular lot includes a north side driveway leading to a Colonial Revival-style one-car gable front garage at the northeast corner.
128 Fellows Ave	1922	2 Contributing	2-story Dutch Colonial Revival residence on Fellows Avenue has a side entrance beneath a gambrel roof with overhanging eaves. A wide shed dormer expands the second-floor roof level. The façade features a central brick chimney flanked by quarter-circle windows, and a full-width 1-story open porch with a low hipped roof is supported by four slender Tuscan Doric wood columns. The rectangular lot includes a south side driveway leading to a two-car gable front garage at the northeast corner.
131 Fellows Ave	ca. 1900	2 Contributing	A 2.5-story frame two-family Colonial Revival side-entrance residence beneath a front gable roof and clapboard siding. A full-width 1-story open porch with low hipped roof projects from the façade, supported by four rectangular wooden piers. A north side driveway leads to a front-gable, two-car garage.
132 Fellows Ave	ca. 1960	Non-contributing	One non-contributing building (due to age).
135 Fellows Ave	ca. 1920	2 Contributing	1.5-story single-family residence has a side gable roof in a reverse saltbox form, with clapboard and cedar shingle siding. The front roof extends to create a full-width 1-story porch supported by five rectangular wooden piers, forming an anteroom in front of the main entrance. A shingle-clad shed roof dormer rises from the center of the front roof, and a brick chimney passes through the projecting sloping roof eave. The house, with a smooth cast block foundation, has a north side driveway leading to a one-car gable roof garage at the southeast corner of the lot.

Address	Date of Construction	Status	Description
136 Fellows Ave	ca. 1920	2 Contributing	1.5-story residence has a front entrance beneath a side gable roof in a saltbox form, clad in vinyl siding. The front roof extends beyond the façade, featuring a shed roof dormer with a triple window. The first-floor façade includes an off-center entryway on the south, windows on the north end, and a projecting gable with exposed timber work supported by wooden brackets. The house, with a brick foundation, has a south side brick driveway leading to a two-car gable roof garage at the southeast corner of the lot.
137 Fellows Ave	ca. 1935	1 Contributing	1.5-story cottage-type residence on Fellows Avenue features a side gable and side entrance, with a large projecting dormer containing two rectangular windows over what was once an open porch, now fully enclosed. The first floor has vinyl siding, while the second floor retains original red-painted cedar shingles. The first-floor façade has six rectangular windows, divided into two sets of three, and a narrow partially enclosed main entrance abuts the north side of the house. The rectangular level lot includes a north side driveway leading to the side entrance and rear of the lot, and there is no garage.
139-41 Fellows Ave	1927	2 Contributing	2.5-story two-family residence features a front gable roof with a full-height gable bay projecting on the south side. The façade has a two-level enclosed porch with small entrance areas cut out on the north side, leading to flats on opposite sides via narrow concrete walkways and three wooden steps. The porches showcase original multi-paned windows and decorative windows above, with the lower exterior wall recently remade with stone facing. The house, clapboard-sided and built on a parged cast block foundation, includes a south side driveway leading to a two-car gable front garage at the southeast corner of the lot.
140 Fellows Ave	ca. 1930	2 Contributing	2-story single-family residence on Fellows Avenue, beneath a gable roof with overhanging eaves, showcases a central brick chimney flanked by rectangular windows on the second floor and small attic windows. A full-width 1-story seasonally enclosed porch, accessible only from the inside, has a low hipped roof. A south side entrance leads to a small projecting porch beneath a gable roof, rebuilt with new supports. The rectangular lot includes a south side driveway leading to a Colonial Revival-style one-car gable front garage at the southwest corner.
143 Fellows Ave	1935	2 Contributing	1.5-story single-family residence, with a side gable roof in a reverse saltbox form, with vinyl siding. The front roof extends to form a fully enclosed 1-story porch with two groups of connected small square rectangular windows. A new main entrance on the south side of the former porch has stone exterior steps, and a shed roof dormer with a triple window rises from the center of the front roof. The house, on a smooth cast block foundation, retains brick piers at the front corners, originally bases for wooden porch supports, and a south side driveway leads to a two-car hipped roof garage at the southeast corner of the lot.
144 Fellows Ave	1927	2 Contributing	1.5-story residence, featuring a side gable roof in a reverse saltbox form with clapboard siding, has a front roof extending beyond the façade to create a full-width 1-story porch supported by groups of two and three rectangular wooden supports connected by latticework. Additionally, a shed roof dormer with three rectangular windows rises from the center of the front roof, and a brick chimney passes along the exterior of the north wall through the projecting sloping roof eave. The house is situated on a smooth cast block foundation, with a south side driveway leading to a two-car hipped roof garage at the southeast corner of the lot.
147-49 Fellows Ave	ca. 1900	2 Contributing	1.5-story two-family residence has a frame gable front, overhanging eaves, and clapboard siding, built on a cast block foundation. A full-width 1-story open porch on the first floor, with a hipped roof supported by Foursquare wooden piers, spans the façade. The second floor features an open porch on the north half, supported by square wooden piers, and a 2-story bay on the south side with a gable dormer. The rectangular level lot includes a south side driveway leading to a two-car gable front roof garage at the southeast corner.
148 Fellows Ave	1922	2 Contributing	2.5-story single-family house with a side gable roof, overhanging eaves, and a prominent hipped dormer facing Fellows Avenue is built on cast block foundations and clad in clapboard. The first story features a full-width porch with a low hipped roof supported by three square wood piers, leading to the main entrance on the north end of the façade. The south first-floor bay has a tripartite rectangular window, while two identical symmetrically disposed rectangular windows light the second floor. A south side brick chimney rises through the projecting eave, and a south side driveway leads to a one-car hipped roof garage.

Address	Date of Construction	Status	Description
150-52 Fellows Ave	1922	2 Contributing	2.5-story two-family residence, with an elongated hipped roof, overhanging eaves, and hipped dormers on each side, features a full-width 1-story open porch with a low hipped roof supported by Foursquare wooden piers. The first-story façade's north half has two adjoining single doors, while the second story has an open porch with a flat roof supported by two square wooden piers. The south half is occupied by a projecting chamfered bay extending two stories, and an exterior brick chimney is on the south side. The house, clad in clapboard, is built on a smooth cast block foundation, with a rectangular level lot and a south side driveway leading to a detached two-car hipped roof garage at the southwest corner.
151-53 Fellows Ave	ca. 1930	2 Contributing	2.5-story frame two-family residence, clad in vinyl siding and resembling the adjacent property at 147-149 Fellows Avenue, has overhanging and returning eaves with clapboard siding, standing on a cast block foundation. A full-width 1-story open porch on the first floor has a low hipped roof supported by Foursquare wooden piers, with two adjoining single doors on the north half of the façade. The second floor features an open porch with a hipped roof supported by square wooden piers. A 2-story bay on the south side is surmounted by a hipped dormer, accompanied by an exterior brick chimney. The rectangular level lot includes a south side driveway leading to a two-car hipped roof garage at the southeast corner.
154-56 Fellows Ave	1922	1 Contributing	2-story two-family residence, with a hipped roof, overhanging eaves, and hipped dormers on each side, showcases a 2-story seasonally enclosed porch spanning the southern two-thirds of the facade. Supported by tapering rectangular wood piers with ground-level brick bases, the porch carries a full gable, with two additional square piers supporting the large gable at the second story. The north half features two adjoining replacement single doors on the first floor, a protective hipped roof over brick steps, and an exterior brick chimney on the south side, breaking through the projected eaves. The house is on a parged foundation, likely cast block, and is clapboard-sided, situated on a rectangular level lot with a south side driveway leading to the rear, but no garage.
158-60 Fellows Ave	1922	2 Contributing	2.5-story two-family residence clad in vinyl siding on a cast block foundation. The first floor features a full-width 1-story open porch on a brick foundation with a low hipped roof supported by three square wooden piers. Two adjoining replacement single doors on the north half provide access to the interior. The second floor has an open porch with a gable roof supported by square wooden piers. On the south half, there are tripartite narrow rectangular 4/1 windows on the first and second floors, and a smaller pair of joined six-over-one windows in the attic level beneath the gable apex. An exterior brick chimney on the south wall breaks through the projecting eaves. The rectangular level lot includes a south side driveway leading to a two-car hipped roof garage with modern lit doors at the southeast corner.
162 Fellows Ave	ca. 1915	1 Contributing	The 2-story Dutch Colonial Revival residence features a gambrel roof with overhanging eaves, and its second floor serves as the roof level, expanded by a wide shed dormer with three unevenly spaced rectangular windows. An enclosed 1-story porch with a low hipped roof projects from the south side of the east façade, adorned with two single rectangular windows on the second story and a small horizontal rectangular window at the gable's top. The house, situated on a rectangular level lot, includes a south side driveway leading to a 1-car gable front garage designed in harmony with the house at the NE corner of the lot.
164 Fellows Ave	ca. 1920	2 Contributing	1.5-story residence featuring a side gable roof in a reverse saltbox form with a front roof longer than the rear, clad in clapboard. Its front roof extends to create a full-width 1-story porch, with the southern two-thirds enclosed and supported by four slender wooden Tuscan columns. The main entrance, now a smaller covered entryway, is on the north side, while a shed roof dormer enhances the upper story. The house, with a rusticated cast block foundation, includes a north side driveway leading to a two-car gable roof garage at the NE corner of the lot.
166 Fellows Ave	1922	2 Contributing	2.5-story two-family residence, with a hipped roof, overhanging eaves, and hipped dormers on each side, features a full-width 1-story open porch with a low hipped roof supported by Foursquare wooden piers. The first-story façade's north half has two adjoining single doors, while the second story has an open porch with a flat roof supported by two square wooden piers. The south half is occupied by a projecting chamfered bay extending two stories, and an exterior brick chimney is on the south side. The house, clad in clapboard, is built on a smooth cast block foundation, with a rectangular level lot and a south side driveway leading to a detached two-car hipped roof garage at the southwest corner.

Address	Date of Construction	Status	Description
170-72 Fellows Ave	1922	1 Contributing	The 2-story residence features an elongated hipped and gable roof with hipped dormers, one on the south and two on the north. A 2-story porch spans the northern two-thirds of the facade, supported by groups of three-square wooden piers on each level and at each porch corner. The south half of the first story includes two adjoining entrance doors and a porch platform under a protective arched roof. The house, with a cast block foundation, has an interior brick chimney on the north side and is shingle-sided, sitting on a rectangular level lot with no garage and a south side driveway leading to the rear.
174-76 Fellows Ave	1922	2 Contributing	The 2.5-story residence features an elongated cross-gable roof with hipped dormers and side gables in the front portion. A 2-story porch projects from the northern two-thirds of the facade, now enclosed, supported by square wooden piers on brick bases. The south half of the first story includes two adjacent entrance doors, and the house, with a cast block foundation, is clapboard-sided, sitting on a rectangular level lot with a north side driveway leading to a two-car gable front garage at the NW corner.
178 Fellows Ave	1922	2 Contributing	The 2.5-story single-family residence, with a combination hipped and gable roof, sits on a cast block foundation with vinyl siding replacing the original clapboard. The 3-bay facade features a full-width 2-level seasonally enclosed porch supported by slender wooden piers, accessed by a concrete walkway. A tall brick chimney rises on the south side, and the rectangular lot rises slightly to the west, with a south side driveway leading to a two-car gable front garage in the NE corner.
180-82 Fellows Ave	1922	2 Contributing	The 2.5-story frame two-family residence, with a front gable roof and a full-height gable bay projecting on the south side, features a façade with a full-width two-level porch supported by square wood piers. Accessible via a concrete walkway and four wide wooden steps, the porch is complemented by original wood and glass entrance doors on the north side leading to the first floor and stairs to the second floor. The house, built on cast block foundations and clad in clapboard, includes three joined rectangular windows on the south side of the first floor. A tall brick chimney rises on the south side, just in front of the projecting bay, and a south side driveway extends to a two-car gable front garage in the NE corner of the lot.
184-86 Fellows Ave	1922	2 Contributing	The 2.5-story frame two-family residence, designed in the Colonial Revival style with a cross-gable roof, features a 3-bay façade and a full-width two-level porch supported by rectangular wooden piers. Accessible by concrete steps, the porch includes twin entrance doors in the north bay, an off-center door to the porch in the central bay, and sets of three joined rectangular windows in the south bay on each floor. Shallow full-height wings project from each side, and a tall brick chimney rises on the south side, just in front of the cross-gable. The rectangular lot rises slightly to the west, with a south side driveway leading to a two-car gable front garage in the NE corner of the lot.
188-90 Fellows Ave	1922	2 Contributing	The 2.5-story frame two-family residence, designed in the Colonial Revival style with a front gable roof and cast block foundation, features a two-bay façade fronted by a full 2-story porch supported by three rectangular fluted wooden piers. The porch creates two wide bays of unequal width, supporting a cornice and pedimented gable. Twin entrance doors in the north bay lead to the first-floor apartment and stairs to the second floor, while the south bay has sets of three joined rectangular windows on each floor. Matching gable dormers project from each side of the roof, and a tall brick chimney rises on the south side, just in front of the south dormer. The rectangular lot rises slightly to the west, with a south side driveway extending to a two-car gable front garage in the NE corner of the lot.
204-06 Fellows Ave	ca. 1920	1 Contributing	The 2-story three-bay brick Colonial Revival style house features a cross-gable (T-shape) design, with large side gables on the north and south sides and an extended rectangular section in the rear. The entrance is situated within a narrow door framed in elaborate Renaissance style in the first-story south (left) bay. The façade presents two evenly spaced rectangular windows on the first story, aligned with the entrance, and three identical windows on the second story spaced across the façade above the lower openings. The rectangular lot shares a driveway with a nearly-identical house (#210-216) on the south side.

Address	Date of Construction	Status	Description
207 Fellows Ave	ca. 1920	2 Contributing	The 2-story brick side-entrance two-family residence is built on brick foundations and features an elongated hipped roof with hipped dormers on the north and south sides. The main façade is defined by a full-height 2-story rectangular bay projecting to the west (Fellows Ave) and topped by a gable, along with a tall brick exterior chimney to the north. The main entrance is on the north side, beneath a projecting gable front roof supported by wooden brackets, and groups of three joined rectangular windows are located on the first and second stories of the bay. A paved north side driveway provides access to the entrance and leads to a two-car gable front garage at the rear of the lot.
210-16 Fellows Ave	ca. 1920	1 Contributing	The 2-story three-bay brick Colonial Revival style cross-gable (T-shape) house features large side gables on the north and south sides, abutting a longer rectangular extension in the rear. The entrance is through a narrow aedicula porch with an arched pediment and roof in front of a door in the first-story north (right) bay. One Tuscan Doric column has been replaced by a simple rectangular support, holding up the wooden entablature and pediment. The façade has two evenly spaced rectangular windows on the first story, aligned with the entrance, and three identical windows on the second story, spaced across the façade above the lower openings. The rectangular lot shares a driveway with a nearly-identical house (#204-206) on the north side.
211 Fellows Ave	ca. 1920	1 Contributing 1 Non-contributing	2-story brick Colonial Revival style front gable house with side entrance full-width front porch with low hipped roof supported by slender rectangular piers, with replacement rail spindles. Porch is accessible only from inside through matching doors on either side of tapering chimney which is centered on front gable wall behind and above porch. On second story matching rectangular windows flank chimney above ground story doors. Quarter circle attic-level windows flank chimney near the top of the gable. Rectangular level lot with driveway on north side and new (non-contributing) three-car garage in rear.
215-17 Fellows Ave	ca. 1915	2 Contributing	A 2.5-story frame two-family residence, Colonial Revival style, hipped-gable combination roof and clapboard siding. 3-bay façade fronted with full 2-story porch carried by four rectangular wooden piers supporting a cornice and overhanging eave. Porch and house are reached by three concrete steps from walkway to north (left) bay. North bay has twin entrance doors on first story – one to first story apartment and one to stairs to second story and small rectangular window on second story. Central bay has small rectangular window on first story and door to porch on second story. South (right) bay has pairs of large joined rectangular windows on both first and second stories. Rectangular level lot. south side driveway extends to two-car gable front garage in NE corner of lot.
220 Fellows Ave	ca. 1955	Non-contributing	One non-contributing building (due to integrity).
221-23 Fellows Ave	ca. 1920	1 Contributing	2.5-story frame two-family residence with a front gable roof and overhanging eaves. The recent addition of vinyl siding replaced or covered the original clapboard siding. The two-bay façade features side-by-side entrance doors, while the southern two-thirds has a two-story gable porch. The rectangular property has a cast-block foundation, and a driveway on the south leads to the paved rear.
224 Fellows Ave	ca. 1955	Non-contributing	One non-contributing building (due to age).
225-27 Fellows Ave	ca. 1915	1 Contributing	A 2.5-story frame two-family residence with a front gable roof and hipped dormers. The property has a two-bay façade with side-by-side entrance doors and a full-width porch on the first story. The cast-block foundation sits on a rectangular level lot with a driveway on the south leading to the paved rear.
229-31 Fellows Ave	ca. 1915	2 Contributing	A 2.5-story frame multi-family residence, front gable roof, hipped dormers on north and south sides; exterior brick chimney of south side; clapboard siding. Two-bay façade with side-by-side entrance doors on north (left) side, approached by wooden steps. Full-width porch on first story and half width enclosed porch on north side of second story supported by rebuilt square wooden columns and rebuilt wooden rail. Rectangular footprint, cast-block foundation. Rectangular level lot, driveway on south leading to paved rear of lot and a hip roof, 2-car garage.
230 Fellows Ave	1923	2 Contributing	A 2-story frame single-family residence with a gable front Dutch Colonial Revival style. The façade features a central exterior brick chimney, and a hipped-roof one-story extension abuts the chimney, appearing to be part of the original design. The rectangular lot has a north side driveway leading to a two-car gable front garage

Address	Date of Construction	Status	Description
232-34 Fellows Ave	1923	1 Contributing	A 2.5-story frame two-family residence in Colonial Revival style. The original clapboard siding has been replaced with vinyl, and it has a 2-bay façade with a full two-story porch supported by rectangular wooden piers. The north bay has twin entrance doors, while the south bay presents projecting tripartite polygonal bays. The rectangular property has a south side driveway leading to a two-car garage.
233-35 Fellows Ave	ca. 1915	1 Contributing	A 2.5-story frame two-family residence with an elongated hipped roof. The two-thirds width two-story porch has square wood supports and a prominent gable. A south side driveway leads to the rear of the lot, and the property features a cast-block foundation.
234 1/2 Fellows Ave	-	Not Counted	Vacant Lot
236-38 Fellows Ave	ca. 1915	1 Contributing	A 2.5-story frame two-family residence with an elongated gable roof. A two-story seasonally enclosed porch spans the northern two-thirds of the façade. The south third features two adjoining single entrance doors and an exterior brick chimney. The property has a cast-block foundation and a south side driveway leading to the rear.
237-39 Fellows Ave	ca. 1915	1 Contributing	A 2-story frame multi-family residence, clapboard siding. Hipped roof with projecting shed dormers on north and south sides. 3-bay façade with side by side entrance doors on south (right) side. Mix of replacement and original multi-pane windows. Full-width porch on first story and half width porch on south side of second story supported by paired wooden square columns. Rectangular footprint, cast-block foundation. Rectangular level lot, driveway on south leading to paved rear of lot.
240-42 Fellows Ave	ca. 1915	2 Contributing	A 2.5-story frame multi-family residence, with hipped roof with hipped-dormers on north and west sides and a shed-dormer on the north side of a rectangular second-story projection. Clapboard siding. Exterior brick chimney on north side. Three-bay façade with side by side entrance doors on south (right) side. Mix of original wood casement and vinyl replacement. Full-width porch on first story and half-width porch on south side of second story. First floor porch supported by four pairs of square columns, entrance to the porch off-center by steps on south side in front of entrance doors. Rectangular footprint, cast-block foundation. Rectangular level lot, driveway on south leading to two-car hipped-roof garage in rear.
241-43 Fellows Ave	ca. 1915	2 Contributing	A 2.5-story frame multi-family residence featuring shingle siding, a front gable roof with gable dormers on the north and south sides, and an exterior brick chimney on the north side. The 2-bay façade includes side-by-side entrance doors on the south side, original six-over-one windows, and paneled front doors with strip windows in the upper third. The property has a full-width porch on the first story and a half-width porch on the south side of the second story, with the first-story porch divided to allow south covered entrance access from the street and north access restricted to the first-story apartment. The rectangular lot, with a cast-block foundation, includes a driveway on the north leading to a two-car gable-front garage in the rear.
245-47 Fellows Ave	ca. 1915	1 Contributing	A 2.5-story frame two-family residence with an elongated gable roof, overhanging eaves, and two hipped dormers (one on each side). The northern two-thirds of the facade features a 2-story porch with four wood square piers and a full pedimented gable. Access to the porches is via twin doors on each level, and the south third of the first-story facade has two adjoining single entrance doors under a protective gable roof. The house, clad in clapboard, has a red brick chimney on the south side, a cast block foundation, and decorative patterns in yellow brick. The rectangular lot rises sharply to the east, with the house approached by concrete steps and a south side driveway leading to the rear lot.
246-48 Fellows Ave	ca. 1915	2 Contributing	A 2.5-story frame multi-family residence, side entrance, rectangular wood coursed shingle siding painted blue. Front gable roof with gable-dormers on north and south sides. Exterior brick chimney bisecting gable front behind full width first and second floor porch supported by three square wood supports on each level. Porches accessible only from within; matching multi-paned glass and wood doors to porch flank chimney on both levels. porch, entrance to the porch off-center by steps on south side in front of entrance doors. Original six-over-one rectangular windows throughout. Rectangular footprint, cast-block foundation. Rectangular level lot, driveway on north leading to 2-car gable-front garage in rear.

Address	Date of Construction	Status	Description
250-52 Fellows Ave	ca. 1915	2 Contributing	A 2.5-story frame multi-family residence, clapboard siding. Front gable roof with a rectangular window in the main gable, and a gable dormer and exterior brick chimney on south side. Facing the streets is a full width first story porch supported by square wood supports. Side by side entrance doors approached by steps to the porch are on the south third of the façade. A front gable-roof second story porch, identical to the porch below, spans 2/3 of façade on the north side. Original six-over-one rectangular windows are throughout. Rectangular footprint, cast-block foundation. Rectangular level lot, driveway on north leading to two-car gable-front garage in rear.
253 Fellows Ave	ca. 1915	2 Contributing	A 1.5-story frame single-family residence features a side gable roof in a reverse saltbox form with clapboard on the first story and cedar shingle on the upper walls and dormer. The front roof extends to create a full-width 1-story porch, mostly enclosed with an off-center entrance bay. The porch facade is adorned with a bank of connected 6-over-1 windows. The house, on a cast block foundation, is accessed by concrete steps, and a north side driveway leads to a one-car gable front garage in the fenced backyard.
254-58 Fellows Ave	ca. 1915	1 Contributing 1 Non-contributing	2.5-story frame multi-family residence, front gable roof with overhanging eaves, gable dormers on north and south sides; clapboard siding. Two-bay façade with side by side entrance doors on north (right) side, approached by three wooden steps. Half-width enclosed porch with gable roof on south half of first story and second story half-width porch on north side, above the entrances. Exterior brick chimney of south side breaks through eave. Rectangular footprint, cast-block foundation. Rectangular level lot, driveway on south leading to paved rear of lot, with recently built (non-contributing) 2-story garage (2018).
259 Fellows Ave	ca. 1965	Non-contributing	One non-contributing building (due to age and integrity).
262 Fellows Ave	ca. 1965	Non-contributing	One non-contributing building (due to age and integrity).
263 Fellows Ave	ca. 1915	1 Contributing	A 1.5-story frame single-family residence, elevated above street level, features a steeply pitched side gable roof and cedar cladding. The front roof extends to create a half-width 1-story porch on the north side and an enclosed former porch on the south with three connected windows. Accessible by sixteen wooden steps, the lot slopes upwards, and a shallow south side driveway, retaining some original brick paving, is cut into the hillside for parking.
270 Fellows Ave	ca. 1965	Non-contributing	One non-contributing building (due to age and integrity).
271 Fellows Ave	ca. 1965	Non-contributing	One non-contributing building (due to age and integrity).
275 Fellows Ave	ca. 1965	Non-contributing	One non-contributing building (due to age and integrity).
285 Fellows Ave	ca. 1985	Non-contributing	One non-contributing building (due to age and integrity).
301 Fellows Ave	ca. 1950	Non-contributing	One non-contributing building (due to age).
309-11 Fellows Ave	ca. 1965	Non-contributing	One non-contributing building (due to age and integrity).
314 Fellows Ave	ca. 1920	2 Contributing	A 2.5-story multi-family residence with a hipped roof and rear gable roof, shed dormers, and an interior brick chimney. Clapboard siding graces the first story, while wood shingle siding adorns the second story. The two-bay façade offers side-by-side entrance doors, a full-width porch on the first story and a half-width seasonally enclosable porch on the second story. The property sits on a rectangular level lot with a cast-block foundation, and a driveway on the north leads to a hipped roof two-car garage in the rear.
315-17 Fellows Ave	ca. 1965	Non-contributing	One non-contributing building (due to age and integrity).
316 Fellows Ave	ca. 1920	1 Contributing	A 1.5-story residence features a side gable steeply pitched roof and clapboard siding on the first story of its three-bay façade. The front roof extends beyond the façade to create a full-width 1-story porch supported by four slender Tuscan Doric columns, with the main entrance in the north bay accessible via five wooden steps. Additionally, a cedar shingle-clad shed roof dormer rises from the center of the front roof with two rectangular windows. A north side driveway leads to the rear of the lot.
319-21 Fellows Ave	ca. 1965	Non-contributing	One non-contributing building (due to age and integrity).

Address	Date of Construction	Status	Description
320 Fellows Ave	ca. 1920	2 Contributing	A 1.5-story side-entrance residence exhibits a side-gable roof with overhanging eaves and clapboard siding. The façade includes a full-width 1-story porch supported by clapboard-covered corner supports and two square wooden piers with simple square capitals. Additionally, a large gable roof dormer rises from the center with one small rectangular window beneath the apex, and a north side driveway leads to a one-car gable-front garage.
323 Fellows Ave	ca. 1965	Non-contributing	One non-contributing building (due to age and integrity).
324 Fellows Ave	ca. 1920	2 Contributing	A 2.5-story side-entrance residence features a steeply pitched gambrel roof with eave returns, clad in red clapboard and cedar shingle siding. An enclosed porch on the facade is supported by three square piers, and a cut in the roof forms a reverse dormer with a set-back window. The south side porch has an entrance beneath a projecting hipped roof, and a brick chimney rises within the south wall. A north side driveway leads to a one-car gable-front garage.
327-29 Fellows Ave	ca. 1965	Non-contributing	One non-contributing building (due to age and integrity).
333 Fellows Ave	ca. 1965	Non-contributing	One non-contributing building (due to age and integrity).
336 Fellows Ave	ca. 1920	2 Contributing	A 2.5-story Colonial Revival residence showcases a three-bay clapboard-sided frame with a side gable roof, extended eaves, and an aedicula-type porch supported by Tuscan Doric columns. The first story features matching rectangular windows with shutters in the central and north bays, and the second story aligns three identical rectangular windows. An interior brick chimney is centrally placed on the roof ridge, and a 1-story porch extends from the north side, supported by wooden columns. A one-car gable-front garage is situated at the SW corner of the lot, accessible through a south side driveway.
337 Fellows Ave	ca. 1920	1 Contributing	A 1.5-story residence features a side-gable roof with clapboard and shingle siding. The front roof extends to create a full-width 1-story porch supported by four rectangular wooden piers, accessible via a narrow flight of concrete stairs. The cedar-shingled shed roof dormer with three joined rectangular windows adds character.
340 Fellows Ave	ca. 1920	1 Contributing	A 2.5-story frame side-entrance residence surmounted by side-gable roof with clapboard siding. A low shed roof dormer rises from the center of the front roof with two small rectangular windows to illuminate the attic level. A full-width hipped roof porch spans the first-story façade, supported by three clusters of rectangular wooden piers; three at each corner and two in the center. A brick chimney rises on the exterior of the north wall and breaks through the projecting roof eaves.
341 Fellows Ave	ca. 1920	1 Contributing	A 2.5-story single-family residence with a side-gable roof features clapboard siding on the first floor and cedar shingle siding on the second. The house includes a projecting 1-story shed roof front porch with rectangular wood piers, accessible via a narrow flight of stairs. A large gable roof dormer and an exterior brick chimney add architectural interest, and the residence sits elevated above the street with parking available on the north side.
342 Fellows Ave	ca. 1920	2 Contributing	A 2.5-story side-entrance residence with a hipped roof features projecting hipped dormers on each side. The three-bay façade includes a full-width first-floor front porch with a shed roof, supported by Foursquare wooden piers, and adorned with a decorated pediment above the middle bay. Access to the porch is provided by five wooden steps leading to the north bay. A south side driveway leads to a one-car gable-roof garage with original doors.
345 Fellows Ave	ca. 1920	1 Contributing	A 1.5-story frame residence with a side gable roof and clapboard siding features a full-width 1-story porch supported by three rectangular wooden piers. Accessible via a narrow flight of fourteen concrete stairs, the porch aligns with the main entrance in the north bay. Three rectangular joined windows on the first floor south bay overlook the porch.
346 Fellows Ave	ca. 1920	2 Contributing	A 1.5-story frame residence with clapboard siding and a side gable steeply pitched roof features a full-width 1-story porch enclosed with 3/1 continuous windows, supported by four slender Tuscan Doric columns. The main entrance aligns with the porch, accessible via five wooden steps. The first-floor south bay has four rectangular joined windows overlooking the porch, and a cedar clapboard-clad shed roof dormer with four short rectangular windows rises from the center of the front roof.
348 Fellows Ave	ca. 1920	2 Contributing	A 2.5-story single-family residence with a gable roof and a pediment gable on the 3-bay façade features a full-width projecting first-floor front porch supported by Foursquare wooden piers. The entrance passage, accentuated by a low wide gable, is reached by five wooden steps leading across the porch. A south side drive leads to a two-car hipped-roof garage.

Address	Date of Construction	Status	Description
349 Fellows Ave	ca. 1920	1 Contributing	A 2.5-story single-family residence with a cross gable roof with eave returns and full-width first floor front porch projecting from façade. The lot rises precipitously to the east, requiring the use of stairs.
350 Fellows Ave	ca. 1915	1 Contributing	A 2.5-story multi-family residence features a hipped roof with a dormer on the north side and a projecting polygonal bay with a gable on the south side. The two-bay façade has side-by-side entrance doors on the north side, accessed by four wooden steps. A full-width porch on the first story is supported by wooden square columns, and there's a half-width seasonally enclosable porch on the north side of the second story, balanced by a projecting polygonal window bay on the south side (second story only).
352 Fellows Ave	ca. 1920	2 Contributing	A 2.5-story single-family residence features a gable roof with eave returns on a three-bay façade and a full-width projecting first-floor gable front porch. Shingle siding complements tripartite rectangular windows beneath the gable apex. The three-bay porch, supported by Foursquare wooden piers, is accessible through matching doors from the inside. A south side driveway leads to a two-car gable-roof garage of cast block and wood construction.
353 Fellows Ave	ca. 1920	1 Contributing	A 1.5-story single-family residence showcases a side-gable reverse saltbox roof, with the front roof extending for a full-width 1-story porch supported by three square wooden piers. The house features a large gable-roof dormer with four joined rectangular windows, while the two-bay façade has clapboard siding on the first floor and cedar shingle siding on the dormer. The residence sits elevated above the street, accessible through a narrow flight of nine concrete steps leading to the porch.
410 Fellows Ave	ca. 1920	2 Contributing	A 1.5-story frame residence features a side gable roof in a reverse saltbox form, with the front roof extending beyond the façade for a full-width, seasonally enclosed 1-story porch supported by three rectangular wooden piers. The house, built on a cast block foundation, showcases clapboard siding and a shed roof dormer with two pairs of short rectangular windows. A north side driveway leads to a two-car side gable garage situated at the northeast corner of the lot.
411 Fellows Ave	ca. 1920	1 Contributing	A 2.5-story side-entrance residence presents a gable roof with eave returns on a three-bay façade, featuring a full-width projecting first-floor front porch with a low hipped roof. The clapboard-sided house includes tripartite rectangular windows beneath a clipped gable apex, with the central window taller than the flanking ones. The 2-bay porch is supported by three square wooden piers, and a small projecting porch on the south side marks the main door, flanked by a tripartite projecting window bay. A south side driveway leads to a two-car gable-roof garage constructed of cast block and wood.
414 Fellows Ave	ca. 1920	2 Contributing	A 2.5-story front-entrance residence features a gable roof with eave returns on a three-bay façade, accompanied by gable dormers midway along the roof. The first story has a full-width porch with a low hipped roof supported by six square wooden piers. Vinyl siding covers original clapboards, and artificial decorative shingles replace the original shingle pattern in the façade gable. The house has rectangular windows on each side of the second-story façade, with a single rectangular window beneath the gable apex. A south side driveway leads to a two-car front gable-roof garage at the SW corner of the lot, resembling 418 Fellows Avenue next door.
415 Fellows Ave	ca. 1915	1 Contributing	A 2.5-story front-entrance residence with a cross-gable roof, rear addition, and full-width porch supported by eight square wooden piers wrapping around the north and west side of the Fellows Avenue façade. Wooden steps on each side lead to separate doorways, one recessed at the north end and the other serving as a doorway into a passage once part of the porch. The house, on cast block foundations with clapboard siding, features a first-story chamfered bay projecting onto the porch, a second-story with a tripartite window above the porch roof, and a small horizontal rectangular window in the gable. A north side driveway leads to the rear of the lot.
418 Fellows Ave	ca. 1920	2 Contributing	A 1.5-story residence with a side gable roof and aluminum siding, featuring a full-width seasonally enclosed porch supported by four short square wooden piers. The porch entrance is off-center to the south, marked by a projecting pediment, and one-over-one windows and a center door fill the spaces between the supports. A shed roof dormer rises from the front roof, and a south side driveway leads to a 2-car front-gable garage at the rear of the lot, now used as a shed.

Address	Date of Construction	Status	Description
419 Fellows Ave	ca. 1920	2 Contributing	A 1.5-story residence with a side gable steeply pitched roof and aluminum siding, featuring a full-width seasonally-enclosed porch supported by four short square wooden piers. The porch entrance is off-center to the south, marked by a projecting pediment, and one-over-one windows and a center door fill the spaces between the supports. A shed roof dormer rises from the front roof, and a south side driveway leads to a 1-car front gable garage at the rear of the lot, now used as a shed.
423 Fellows Ave	ca. 1905	2 Contributing	A 1.5-story residence with a side-gable reverse saltbox roof, featuring a full-width 1-story porch supported by three square wooden piers. The front roof features a large gable-roof dormer with three joined rectangular windows. The two-bay façade has clapboard siding on the first floor, cedar shingle siding on the upper level and dormer, with a horizontal pattern. The main door is part of a projecting block in the porch area, and a south side drive leads to a fenced area, behind which is a 2-car hip-gable roof garage at the SE corner of the lot.
424 Fellows Ave	ca. 1920	2 Contributing	A 2.5-story Colonial Revival house with a side entrance, featuring a side gable roof and extended eaves. The first story has a near full-width projecting porch supported by three square wood piers and a shed roof. Two matching doors give access to the porch, and two rectangular windows with shutters adorn the symmetrically arranged second story. A north side driveway leads to a side-gable, two-car garage at the NW corner of the lot.
427 Fellows Ave	ca. 1900	1 Contributing	A 2.5-story residence with a cross-gable roof, featuring a 2-story porch in the NW angle created by the north and west projecting gable wings. The west-projecting wing has chamfered corners, large rectangular windows on the first story, and a prominent pedimented gable above. Vinyl siding now covers the house, and a south side driveway leads to a gable-roof garage at the SE corner of the lot.
428 Fellows Ave	ca. 1920	2 Contributing	A 2.5-story Colonial Revival house with a side entrance, clad in clapboard siding, featuring a projecting porch with three square wood piers supporting a shed roof. The second story has two matching rectangular windows with shutters, and an interior brick chimney pierces the front part of the roof. A north side driveway leads to a one-car garage at the NW corner of the lot.
431 Fellows Ave	ca. 1920	2 Contributing	A 1.5-story frame single-family residence set on a cast concrete block foundation, clad in aluminum siding, and surmounted by a side gable roof with a broad gable wall dormer centered on the front plane. A full-width, shed-roofed porch supported by square posts spans the front elevation. It is accessed by offset steps and has square balustrades and vertical slat skirting.
435 Fellows Ave	ca. 1920	2 Contributing	A 1.5-story residence with a side gable roof, clad in vinyl siding, features a full-width 1-story porch supported by four rectangular wooden piers. The porch, slightly off-center, is accessed by five wooden steps and aligned with the main door. The house has three single rectangular windows on the first floor and a shed roof dormer with two rectangular windows. A south side driveway leads to a one-car gable roof garage at the SE corner of the lot.
439 Fellows Ave	ca. 1920	2 Contributing	A 1.5-story frame residence with a side-gable reverse saltbox roof features a full-width 1-story porch supported by three square wooden piers. The large-hipped roof dormer above the porch has three joined rectangular windows. Clad in clapboard siding, the house has a main door on the south side aligned with five wooden steps, and a north bay with three joined rectangular windows. A brick chimney rises within the north wall, and a north side drive leads to a one-car double-wide hipped roof garage at the NE corner of the lot.
443 Fellows Ave	ca. 1920	2 Contributing	A 1.5-story frame residence, built on a cast block foundation, features a side-gable reverse saltbox roof with a full-width 1-story porch supported by three square wooden piers. The large gable-over-hipped roof dormer above the porch has four joined rectangular windows, and the house is now clad in vinyl siding. The main door is on the south side, aligned with four wooden steps, and the north bay includes four joined narrow rectangular windows. A brick chimney rises within the north wall, and a north side drive leads to a one-car double-wide hipped roof garage at the NE corner of the lot.
503 Fellows Ave	ca. 1905	1 Contributing	A 1.5-story frame residence, built on a cast block foundation, showcases a side-gable reverse saltbox roof with a full-width 1-story porch supported by three square wooden piers. The large gable-roof dormer above the porch has three joined rectangular windows, and the house is now clad in vinyl siding. The main door is on the south side, aligned with four wooden steps, and the north bay features a tripartite window. A brick chimney rises within the north wall, and a south side driveway leads to the rear of the lot.

Address	Date of Construction	Status	Description
505 Fellows Ave	ca. 1930	1 Contributing	A 2.5-story square-plan house with a hipped roof and cedar shingle covering features gable dormers on the north, east, and south sides. The west side facing Fellows Avenue has two bays of unequal size, with the northern bay serving as the entrance and a gable front porch projecting towards the street. The house exhibits a variety of window types, including a rectangular window with hexagonal and diamond panes above the entrance porch and ornate windows on the south side with intricate detailing.
507 Fellows Ave	ca. 1920	1 Contributing	A 2.5-story frame side-entrance residence with a side-gable gambrel roof, featuring clapboard and cedar shingle siding painted grey. The front roof extends into a full-width 1-story porch, seasonally enclosed, supported by Foursquare piers, and a cut in the center of the front roof creates a reverse dormer with setback windows.
508 Fellows Ave	ca. 1920	2 Contributing	A 2-story Dutch Colonial Revival residence with a gambrel roof, featuring a wide shed dormer that extends through the roof, and a full-width first-floor side porch supported by three rectangular wooden piers. The second floor has single rectangular sash windows and two joined rectangular windows near the roof apex.
509 Fellows Ave	ca. 1920	2 Contributing	A 1.5-story frame single-family side-entrance residence surmounted by a side-gable reverse saltbox roof, so that the front side of the roof is longer than the back. Clapboard siding. The front roof extends beyond the façade to form a full-width 1-story porch supported by six square wooden piers grouped in three pairs. A shed roof dormer rises from the center of the front roof with two pairs of joined rectangular windows. south side driveway leads to garage at rear of lot
511 Fellows Ave	-	Not Counted	Vacant Lot
514 Fellows Ave	ca. 1920	2 Contributing	A 2.5-story two-family residence with vinyl siding, featuring a full-width first-floor porch in front of a tripartite projecting polygonal bay on the south half of the façade. Two adjoining entrance doors on the north side are beneath a half-width second-floor porch, supported by square wooden supports, and surmounted by a projecting hipped roof.
520 Fellows Ave	ca. 1920	1 Contributing	A 2.5-story American Foursquare residence with a hipped roof, dormer, and hipped roof back porch, built on a brick foundation. The full-width first-floor porch features a low hipped roof supported by eight rectangular wooden supports. Three supports are at each corner joined by lattice work, and two central porch supports flank the main entrance reached by wooden steps.
521 Fellows Ave	ca. 1920	2 Contributing	A 2.5-story single-family American Foursquare residence with vinyl siding, a hipped roof, and a dormer. The 3-bay façade features three ground-floor openings and two second-floor rectangular windows. The full-width first-floor porch is supported by Foursquare piers, accessed by four wooden steps on the south side, leading to an off-center door flanked by rectangular windows.
522-24 Fellows Ave	ca. 1920	1 Contributing	A 2.5-story frame two-family residence with a front gable roof and vinyl siding on the first story. The east façade features a full-width two-level porch supported by two sets of three rectangular wooden piers, accessed by five replacement stone steps. Twin entrance doors on the first floor lead to the first-floor apartment and stairs to the second floor, while the second floor has an off-center door to the porch and the north bay features two recent replacement doors flanked by narrow sidelights.
526-28 Fellows Ave	ca. 1920	1 Contributing	A 2.5-story frame two-family residence with a gable front, overhanging eaves, and clapboard siding on the first story. The north façade has a two-thirds width two-story open porch with a pedimented gable, accessible through a door flanked by sash windows on both floors. The south half of the façade features six wooden steps leading to two adjoining original wood and glass doors, providing access to the interior flats on the first floor.
530 Fellows Ave	ca. 1920	1 Contributing	A 2.5-story frame single-family residence clad in aluminum and surmounted by a front gable roof. A two story rear addition is wider on the north side, creating a shallow ell. A porch with square posts and simple brackets wraps the front elevation and a portion of the north, leading to an entrance in the ell.
600 Fellows Ave	ca. 1920	1 Contributing	A 2-story frame single-family residence set on a cast concrete block foundation, clad in vinyl, and surmounted by a side gable roof with full eave return; a gable dormer with partial returns is centered on the front roof plane. A full-width front porch has offset steps and railing walls clad in vinyl.
604 Fellows Ave	ca. 1935	2 Contributing	A 2-story frame single-family Colonial Revival residence set on a brick foundation, clad in wood shingles, and surmounted by a steep side Gambrel roof with a shed dormer spanning the front plane. A one-story mass projects from the south end of the front elevation, adjacent to an enclosed entrance block.

Address	Date of Construction	Status	Description
605-07 Fellows Ave	ca. 1935	2 Contributing	A 2.5-story frame two-family residence set on a concrete block foundation, clad in aluminum siding, and surmounted by a front gable roof with gable dormers on both side planes. A two-story porch spans 2/3 of the front elevation; the first story has square posts with square balustrades and the second story has clustered square columns set one sided railing walls. Adjacent to the porches on the front elevation are side by side Craftsman-style doors under a shed roof hood.
609 Fellows Ave	ca. 1960	Non-contributing	One non-contributing building (due to age).
610 Fellows Ave	1925	1 Contributing	A 2.5-story residence beneath an L-shaped cross gable roof with overhanging eaves and fascia board. In the corner of the two is a small gable porch on wood columns. The house sits on concrete foundation, is clad in wide horizontal boards, and has one wide window with shutters on the first story of the front façade with two one-over-one windows above, all in trim.
613 Fellows Ave	ca. 1930	1 Contributing	A 2.5-story residence beneath a low-pitched front gable roof with small center gables on the sides, cornice, and raking trim of shingles in the front gable. The entrance is in the corner of the front façade and has architrave trim with an entablature lintel, and next to it is a large multi-pane window with shutters, while three six-over-one windows with shutters line the story above. The house is clad in shingles, the windows have trim, and there is a small decorative triangle in the peak of the gable.
614 Fellows Ave	ca. 1920	2 Contributing	A 2.5-story residence beneath a side gable roof with overhanging eaves and eave return, fronted by a centered hexagonal wall dormer above a hipped full-width porch on square columns. The semi-hexagonal bay windows of the dormer continue on the first story as well. The house sits on concrete foundation, is clad in narrow clapboard, and has mainly one-over-one windows. A driveway to the south leads to a gable two-car garage.
616 Fellows Ave	ca. 1930	1 Contributing	A 2.5-story residence beneath a front gable roof with cornice and gable roof dormers, fronted by a full-width porch on square columns. The house sits on concrete foundation with glass block windows, is clad in flat horizontal boards, and has trim with cornice lintels around the windows. Behind the porch is a large window with a diamond-paned transom above, and there is an oriel window on the north elevation on carved brackets. Most windows are one-over-one, paired in the oriel and above the porch.
617 Fellows Ave	ca. 1930	1 Contributing	A 2-story residence beneath a side gable roof, with the front slope extended to roof a full-width front porch on square columns, and a wide gable dormer above the porch. There is a tripartite window behind the porch of four-over-one windows flanking a large central window with transom, but the windows otherwise are generally one-over-one or single-pane, in trim. The house sits on concrete block foundation and is clad in clapboard.
620-22 Fellows Ave	ca. 1930	2 Contributing	A 2.5-story residence beneath a hipped roof with overhanging eaves and cornice, topped by hipped dormers, and fronted by a full-width front porch on square columns that narrows to half-width on the second floor. There is a 2-story semi-hexagonal bay on the front façade and north elevation, and the center bay on the front façade contains a large single-pane window with a decorative transom above, which matches the single-sash windows surrounding the brick chimney on the north elevation. The house sits on concrete block foundation, is clad in clapboard on the first story and shingles above, and has mainly six-over-one windows in trim with cornice lintels. A driveway to the north leads to a gable two-car garage with concrete block walls.
621 Fellows Ave	ca. 1930	2 Contributing	A 2-story frame single-family residence with a front gable roof, north side shed dormer, and shingle siding. The 3-bay façade features a central door flanked by 3/1 rectangular windows on the first floor, and a row of three equal 3/1 rectangular sash windows on the second floor. The house has a less-than-full-width porch with a low hipped roof supported by three square wooden piers, and a small gable front porch on the south side with brackets. A south side driveway leads to a 1-car gable roof garage, and there is an internal brick chimney on the north side.
625 Fellows Ave	ca. 1930	1 Contributing	A 2-story frame single-family residence with a front gable roof, north side shed dormer, and clapboard (aluminum?) siding. The 3-bay façade features a central door flanked by 3/1 rectangular windows on the first floor, and a row of three equal 3/1 rectangular sash windows on the second floor. The house has a less-than-full-width porch with a low hipped roof supported by three square wooden piers, and a small gable front porch on the south side with brackets. An internal brick chimney rises on the north side, and the lot is level with a south side driveway and no garage. The house may have been built as a near twin with the 621 Fellows Avenue next door.

Address	Date of Construction	Status	Description
626 Fellows Ave	ca. 1930	1 Contributing	A 2.5-story residence beneath a front gable roof, with the gable widened to project further in the center of the south elevation. In the corner formed by the projection is a small shed roof porch on wood columns. The house appears to sit on concrete foundation, is clad in shingles, has trim down the corners of the walls, and has one-over-one windows in trim with cornice lintels.
629 Fellows Ave	ca. 1930	2 Contributing	A 2.5-story residence beneath a front gable roof with cornice and raking trim and cornice returns, overlapped in the front by a steeper gable with cornice returns right above the full-width hipped front porch. The porch has solid railings and short square columns. The windows are six-over-one in trim, grouped in three behind the porch, with a narrow four-pane window in the gable peak. The house sits on rusticated cast block foundation, has a chimney on the north elevation, and is clad in horizontal boards. A driveway to the south leads to a gable two-car garage.
632 Fellows Ave	ca. 1930	1 Contributing	A 2-story residence beneath a side gable roof with overhanging eaves, barge board, trim, and a shed-roofed wall dormer in the center, above a gable portico with full eave return and turned spindle columns. The front fenestration is symmetrical, with a one-over-one window on either side of the entrance and two pairs of such windows in the dormer, all windows with trim and cornice lintels. The house sits on rusticated cast block foundation and is clad in clapboard.
633 Fellows Ave	ca. 1930	1 Contributing	A 2.5-story residence beneath a front gable roof with overhanging eaves and barge board, overlapped in the front by a steeper gable with a gambrel pitch at the peak and flared eaves above a hipped full-width front porch. The porch has solid railings and short square columns. The house sits on concrete foundation, is clad in shingles, has a brick chimney on the north elevation, and contains one-over-one windows in trim.
636 Fellows Ave	ca. 1930	1 Contributing	A 2-story residence beneath a low-pitched front gable roof with overhanging eaves and fascia board, fronted by a gable nearly full-width porch on siding-clad piers with square columns above. The foundation is concrete, the siding is clapboard, and the windows are one-over-one, paired on the front and individual on the sides. There is a brick chimney on the south elevation.
637 Fellows Ave	ca. 1930	1 Contributing	A 2.5-story residence beneath a front gable roof with exposed rafter tails and barge board which flares out past the eaves, overlapped in the front by a steeper gable with likewise flared eaves above a hipped full-width front porch. The overlapping gable is bisected by a brick chimney and extends further to the south to cover the garage, and the porch has a gable with matching barge board where the entrance is. The foundation is cast block, the siding is wide clapboard, and the windows are one-over-one in trim.
640 Fellows Ave	ca. 1955	Non-contributing	One non-contributing building (due to age).
641 Fellows Ave	ca. 1930	1 Contributing	A 2.5-story residence beneath a side gable roof with barge board exposed rafter tails, fronted by a full-width gable porch with solid railings, grouped square columns, exposed rafter tails, and a decorative feature in the pediment. The foundation is concrete, the siding is wide clapboard, there is a brick chimney on the southern elevation, and the windows are mostly one-over-one, though there is a single-panel window with decorative panes on the northern elevation.
644 Fellows Ave	1935	2 Contributing	A 1.5-story residence beneath an L-shaped cross gable roof with eave returns. The entrance is in the corner of the front façade beneath a small gable projection with full eave return, which roofs a front porch on solid railings and square columns. The windows are either one-over-one or single-panel, grouped in three in front, and are in trim. The foundation is concrete and the siding is clapboard. The lot slopes down to the north, revealing a below grade one-car garage.
645-47 Fellows Ave	ca. 1930	2 Contributing	A 2.5-story multi-family residence beneath a hipped roof with frieze trim, topped by hipped dormers, and fronted by a 2-story porch which is full-width on the front story and narrower on the second. The porch has solid railings with square columns. On the front and south elevations are 2-story semi-hexagonal bay projections, where the center windows have large pane with a decorative transom above, while four-over-one windows are on the sides and in the dormers. The first story is clad in clapboard and the second in shingles, the windows are in trim with cornice lintels, and there is a brick chimney on the south elevation flanked by small windows with decorative panes. A driveway to the south leads to a gable two-car garage.

Address	Date of Construction	Status	Description
648-52 Fellows Ave	1925	2 Contributing	A 1.5-story residence beneath a wide front gable roof with cornice returns, overlapped by a smaller gable projection, with the entrance on a slanted wall in the corner of the two masses. Above the entrance is a pedimented portico with a semi-circle cut out of it, atop slender brackets. The house sits on concrete block foundation, has a brick chimney on the south elevation, is clad in shingles of varied sizes, and has one-over-one windows in trim with cornice lintels, as well as stick work in the gables. A driveway to the south leads to a gable one-car garage.
649 Fellows Ave	1946	Non-contributing	One non-contributing building (due to age).
653 Fellows Ave	1946	Non-contributing	One non-contributing building (due to age).
656-60 Fellows Ave	-	Not Counted	Vacant Lot
661 Fellows Ave	ca. 1930	1 Contributing	A 1.5-story frame single-family residence surmounted by a side-gable roof. The house is built on a rusticated cast block foundation and clad in clapboard on the first floor and cedar shingles on the dormer. The front roof extends beyond the façade to form a 1-story porch, enclosed with four rectangular windows and set in from the south wall. A large gable-roof dormer rises above the porch from the center of the front roof with three joined rectangular windows at the dormer base and a small rectangular window just beneath the gable apex.
662 Fellows Ave	1927	1 Contributing	A 2.5-story residence beneath a side gable roof with overhanging eaves and eave returns, fronted by a hipped full-width screened-in porch with paired columns. The front fenestration is symmetrical, with three six-over-one windows on the second story. The house sits on concrete block foundation, has a brick chimney on the north elevation, is clad in wide clapboards, and contains six- or four-over-one windows in trim with cornice lintels.
663 Fellows Ave	ca. 1940	1 Contributing	A 1.5-story residence beneath a gable-on-hip roof, the front slope of the hip roofing a full-width screened-in porch with solid railings and square columns. The front façade is bisected by a siding-clad chimney with its brick exposed above the roof, and the gable has small sliding windows on either side of the chimney; there are also shed roof dormers on the side slopes. The house sits on rusticated cast block foundation, the siding consists of horizontal boards, and the windows are mostly one-over-one on the main mass and paired single-pane in the dormers, all in trim.
665 Fellows Ave	ca. 1930	1 Contributing	A 1.5-story frame single-family side-entrance residence clad in shingles and surmounted by a side-gable roof. The front roof extends beyond the façade to form a 1-story seasonally enclosed porch, set in from the north and south walls of the house by a few feet and supported by four short square wooden piers, two near each corner. A shed roof dormer with a tripartite window rises from the center of the front roof. The north side driveway slopes to the east, allowing for a garage under the house at the basement level.
666 Fellows Ave & Dakota St	1925	1 Contributing	A 2.5-story residence beneath a front gable roof with full eave return, fronted by a hipped porch that is mostly enclosed save for the entrance. The windows are six-over-one in trim, except for a small window with decorative panes on the south elevation. There is a small portico on brackets on the south elevation. The foundation is concrete, the siding is clapboard, and there is a brick chimney on the north elevation.
667 Fellows Ave & Dakota St	ca. 1930	2 Contributing	A 1.5-story frame single-family residence surmounted by a side-gable roof. The house is built on a rusticated cast block foundation and clad in vinyl siding. The front roof extends beyond the façade to form a 1-story porch, set in from the north and south walls of the house by a few feet and supported by metal supports. A large gable-roof dormer rises above the porch from the center of the front roof with three joined rectangular windows. The rectangular lot slopes to the east, a modern deck is attached to the rear of the house, and a hipped-roof two-car detached garage in the rear of the lot faces Dakota Street.
702 Fellows Ave & Dakota St	ca. 1880	Non-contributing	One non-contributing building (due to integrity).

Address	Date of Construction	Status	Description
157 Fellows Ave & Harvard Pl	1924	1 Contributing	T. Aaron Levy School (built as Nottingham High School): The brick school is designed in a modified H-plan set back from all surrounding sidewalks. The main classroom block is a 3-story structure aligned east-west along Harvard Place with ground floor entrances in the center of the Fellows and Westmorland Avenue sides and seven groupings of five large joined rectangular windows to light the classrooms on each of the three stories. A lower 2-story wing—the center bar of the H-plan—extends north-south and connects the main classroom wing with a gymnasium. A 1-story rectangular brick addition extending the north wing toward Westmoreland Avenue to complete the H-plan houses the school cafeteria.
432 Fellows Ave & Lennox Ave	ca. 1920	1 Contributing 1 Non-contributing	A 2.5-story frame one-family residence, featuring a reverse saltbox side gable roof, has vinyl siding over the original clapboard and shingle siding, a full-width front porch supported by four rectangular wooden piers, and two tall gable dormers. The house rests on a cast block foundation, with a non-contributing frame gable front garage at the rear facing Lennox Street.
504 Fellows Ave & Lennox Ave	ca. 1920	2 Contributing	A residence at the corner of Fellows Avenue and Lennox Street, with an entrance on each street. The house is a clapboard-sided cross-gable hybrid; the main structure is a side-gable Dutch Colonial gambrel-roof house with an asymmetrical English cottage-type addition. The north façade is a projecting wing, with a round arched door fit snugly in a round arched opening at the far east side and a steeply sloping roof that begins at the level of the door arch and rises to include a second story. Adjoined at right angles to this front wing is the 2-story main structure surmounted by a side-gable gambrel roof with overhanging eaves and eave returns. A westside driveway leads to a front-gable garage at the rear of the lot.
523-25 Fellows Ave & Montana St	ca. 1920	2 Contributing	A 2-story frame two-family residence on a corner lot, with a front-gable roof with projecting dormers. The foundation is clad in concrete, and the house is clad in vinyl siding. The façade is dominated by a full-width three-bay double-deck open porch beneath the projecting front gable. Both floors of the porch are supported by ten square wooden columns grouped in pairs, with groups of three at the corners. There is a front-gable two-car garage at the far east of the lot, facing Montana Street.
601 Fellows Ave & Montana St	ca. 1930	2 Contributing	A 2-story frame side-entrance single-family Colonial Revival residence beneath a gable roof with overhanging eaves and eave returns. The house is clad in clapboard siding. Single rectangular sash windows flank the chimney on the second floor. The north side driveway leads to the rear of the lot and a front-gable two-car garage facing Montana Street.
1906 Genesee St E	ca. 1920	1 Contributing	A 2.5-story frame single-family Colonial Revival residence beneath a side-gable roof with pedimented east and west gables, overhanging eaves, and classical dentils in place of rafter tails. The house is built on a brick foundation. The north façade has five bays, with the entrance on the central bay where a projecting aedicula-style porch with pediment and gable roof is supported by four wooden square piers. The porch is fully enclosed with clapboard siding and rectangular sash windows on each side.
1920 Genesee St E	ca. 1920	1 Contributing	A 1.5-story single-family residence with a front-gable roof. The façade and front porch are clad in rough stonework. The façade consists of three differently size gables. A large shingle-clad central gable intends into a very small one over the narrow entrance door on the east (left) side and is overlapped by a wider gable over an open corner porch on the west (right) side.
1924 Genesee St E	ca. 1865	1 Contributing	A 2-story three-bay brick Italianate house with a parged foundation, hipped roof, and a gable-roof extension at the rear. Eight wooden steps lead from the parking area to the original ground level in front of the house where five more steps lead to a small covered entrance porch on the east bay that has a masonry platform. The projecting covering and low shed roof supported by wood brackets is a modern replacement.
2004 Genesee St E	ca. 1895	NRHP Listed	The Babcock-Shattuck House: The house is an irregularly massed, 3-story, frame, Queen Anne style residence situated on a rock-faced limestone foundation. The building is characterized by complex massing, including a circular corner tower with conical roof. The exterior sheathing of the building is narrow clapboard. Sited on a corner lot, the building is only mildly embellished. A full-width one-story porch exists across the north front.
2018 Genesee St E	-	Not Counted	Vacant Lot
2310 Genesee St E	-	Not Counted	Vacant Lot

Address	Date of Construction	Status	Description
2316 Genesee St E	ca. 1920	1 Contributing	A 2.5-story frame two-family residence surmounted by a gable-on-hip roof. The house is built on a cast block foundation and clad in vinyl siding. The north façade facing the street is dominated by a less-than-full-width double-deck porch, beneath a pedimented-gable roof, that projects from the eastern two-thirds of the façade. The porch is enclosed in screening on both stories and supported by paired columns on both stories, with simple lattice within the pairs. The lot rises gently from the street toward the façade, with a driveway on the east and no garage.
2318 Genesee St E	ca. 1920	2 Contributing	A 2-story frame two-family residence beneath a hipped roof. The house is built on a cast block foundation and clad in vinyl siding. The north façade facing the street is recessed beneath the front roof forming a full-width double-deck open porch, the supports and floors of which are constructed of modern pressure-treated lumber. A hipped-roof dormer rises on the front and on both side roofs, while an exterior brick chimney rises on the east side. The lot rises gently from the street toward the façade, with a driveway on the west leading to a contributing detached two-car garage with a hipped roof.
2320 Genesee St E	ca. 1905	2 Contributing	A 2.5-story frame single-family residence in the Foursquare style, surmounted by a hipped roof with overhanging eaves. The house is built on a stone foundation and clad in vinyl siding. A full-width 1-story open porch spans the façade, with a hipped roof supported by four slender square columns. A hipped-roof dormer projects from the front and both side roofs. The lot rises gently from the street toward the façade, with a driveway on the east and a flat-roofed masonry two-car garage.
2406 Genesee St E	ca. 1905	2 Contributing	A 1.5-story frame single-family residence beneath a side-gable roof. The house is built on a rusticated cast block foundation and clad in vinyl siding. The roof extends beyond the façade at a shallower angle to form a full-width 1-story open porch supported by Foursquare wooden columns. A broad shed-roof dormer projects from below the main roof line, with two single one-over-one windows. The narrow lot is generally level, with a driveway on the west and a gable-front one-car garage.
2410-12 Genesee St E	ca. 1920	1 Contributing	A 2.5-story frame two-family residence beneath a front-gable roof with a pedimented gable. The house is built on a rusticated cast block foundation and clad in clapboard on the first story and wooden shingles on the second. A full-width 1-story open porch spans the façade, with a hipped roof supported by four modern square pressure-treated lumber columns; a one-bay open porch with a flat roof rests on the west side of the porch and is supported by two square wooden columns. The lot is generally level, with a shared driveway on the east and no garage.
2420-22 Genesee St E	ca. 1920	1 Contributing	A 2.5-story frame two-family residence beneath a hipped roof. The house is built on a cast block foundation and clad in vinyl siding. The façade is dominated by a full-width open double-deck porch formed by the front roof overhanging the façade. A hipped-roof dormer projects from the front and both side roofs, while an exterior brick chimney rises on the west side. The lot slopes slightly down across the façade from west to east, with a driveway on the west and no garage.
2424 Genesee St E	ca. 1920	1 Contributing	A 2.5-story frame single-family residence surmounted by a front-gable roof. The house is built on a rusticated cast block foundation and clad in clapboard on the first story and vinyl siding on the second. A less-than-full-width 1-story open porch spans much of the façade, with a shallow front-gable roof supported by Foursquare wooden columns. A small 1-story square bay projects from the east side, while an exterior brick chimney rises on the west side. The lot is generally level, with a driveway on the west and no garage.
2426 Genesee St E	ca. 1920	1 Contributing	A 2.5-story frame single-family residence in the American Foursquare style. The house is built on a rusticated cast block foundation, clad in vinyl, and surmounted by a hipped roof with overhanging flared eaves. A full-width 1-story open porch spans the façade, with a shallow hipped roof supported by Foursquare wooden columns. A hipped-roof dormer projects from the center of the front roof, while a gable dormer rises from the eaves on both the east and west sides. The lot is generally level, with a driveway on the west and no garage.
2118 Genesee St E & Allen St	1910	1 Contributing	James Pennock House: A 2-story grey brick, Colonial Revival residence under a side gable roof with eave returns and a prominent cornice. A projecting white marble center bay with an arched entablature frames the main entrance. A three part window divided by pilasters is centered over the entrance; paired windows flank the entrance bay on both stories.
2200 Genesee St E & Allen St *	1984	Non-contributing	One non-contributing building (due to age).

Address	Date of Construction	Status	Description
1800 Genesee St E & Bassett St	1951, 1960	Non-contributing	East Genesee Presbyterian Church / Korean Church: One non-contributing building (due to age).
2030 Genesee St E & Cambridge	ca. 1974	Non-contributing	Syracuse Fire Station 10: One non-contributing building (due to age)
2100 Genesee St E & Cambridge	ca. 1910	2 Contributing	A 2-story frame single-family Italian Renaissance-style residence clad in yellow brick and surmounted by a hipped roof underscored by exposed rafter tails. The five bay house has a center entrance under a segmental arch with pilasters. One-story wings extend from each side.
1828 Genesee St E & Columbus *	1914	1 Contributing	A 2.5-story frame single-family Colonial Revival residence beneath a front-gable roof with pedimented gables and overhanging eaves. A full-width 1-story open porch with a low hipped roof projects from the façade and is supported by four wood fluted Tuscan Doric columns. The house has a nearly identical porch on the south side, where three fluted Doric columns support a low hipped roof that in turn carries a sleeping porch on the west side of the façade. There is no driveway or parking area.
1900 Genesee St E & Columbus *	a. 1920, garage ca. 1955	1 Contributing 1 Non-contributing	A two-and-a-half-story Colonial Revival frame single-family residence features a front gable roof with a pedimented gable and overhanging eaves, and its entrance, facing Columbus Avenue, is accessed via a small projecting porch. The house, with a central exterior brick chimney on the north façade, a full-width one-story porch, and a non-contributing rear two-car garage built into the hillside, sits on a rise overlooking East Genesee Street.
2428-30 Genesee St E & Cumberland*	ca. 1920	2 Contributing	A 2.5-story frame two-family residence with Colonial Revival elements. The building has a long rectangular footprint and is located at the intersection of East Genesee Street and Cumberland Avenue. The house is clad in clapboard siding and surmounted by a hipped roof. The north façade facing East Genesee Street is dominated by a projecting 2-story enclosed porch beneath a pedimented front-gable roof that extends from the west side of the front hipped roof. The lot is generally level, with a short driveway at the rear of the house leading from Cumberland Avenue to a detached contributing two-car garage with a hipped roof.
2500-02 Genesee St E & Cumberland*	ca. 1925	1 Contributing	A 2-story frame two-family residence set on a cast concrete block foundation, clad in vinyl, and surmounted by an elongated hipped roof with hipped dormers. A 2-story porch spans 2/3 of the front elevation and projects under a gable roof; two diamond pane windows are in the gable end. Adjacent to the east is a one-story entrance porch under a flat roof.
2300 Genesee St E & Fellows A *	ca. 1960	Non-contributing	One non-contributing building (due to age).
1930 Genesee St E & Westcott *	ca. 1910	2 Contributing	A 2.5-story single-family front-entrance house under a cross-gable roof, with the main entrance on the north (East Genesee Street) façade. The first story is clad in yellow brick, and the second story is clad in vinyl siding. A 2-story projecting polygonal bay wraps around the northeast corner and gives the impression of a vestigial corner tower. A projecting shallow brick and stone entrance porch fills the central bay of the first story, and brick steps lead to a porch platform flanked by low brick walls with limestone capstones, from which Foursquare wooden piers taper upward to support a low hipped roof. A hipped-roof two-car garage is in the rear of the house, accessible from Westcott Street.
2324 Genesee St E & Westmorel*	ca. 1920	1 Contributing	A 2.5-story frame single-family side-entrance residence surmounted by a hipped roof with overhanging eaves. The house is built on a rusticated cast block foundation and clad in clapboard on the first story and wooden shingles on the second. The north façade facing East Genesee Street is marked by a full-width 1-story porch enclosed with windows, beneath a hipped roof. The east façade facing Westmoreland Street has a central double entrance flanked by a double window on the north and a shallow polygonal bay on the south. The corner lot rises slightly on both the north and east sides, with a driveway at the south end of the lot and no garage.
2400 Genesee St E & Westmorel*	ca. 1905	2 Contributing	A 2.5-story frame single-family residence surmounted by a cross-gable roof with returned eaves. The house is built on a stone foundation and clad in vinyl siding. A full-width 1-story open porch spans the façade, with a hipped roof supported by Foursquare wooden columns and a shallow gable rising from the eave above the off-center entrance. A double window beneath a projecting lintel is in the front gable. The corner lot is generally level, with a short driveway at the rear leading to a three-car garage with a shallow hipped roof.

Address	Date of Construction	Status	Description
100-02 Greenwood Pl	ca. 1900	2 Contributing	A 2-story frame two-family residence on an irregular footprint. It is clad in vinyl siding and surmounted by a cross-gable roof. A full width addition spans the front elevation with a partial width addition above. The entrance block is set in the interior of the ell.
104-06 Greenwood Pl	ca. 1920	1 Contributing	A 2-story frame two-family residence class in stucco and wood shingles and surmounted by a hipped roof with cross gables projecting to the south and east. The eastern gable shelters a two story porch with railing and columns clad in stucco on the first story and lattice on the second. Adjacent to the porches is a stoop fronting side-by-side entrances under a gable roof supported by paired square columns.
110 Greenwood Pl	ca. 1920	2 Contributing	This house, like most bungalows of the period, is a low-slung structure on a high foundation and is only 1 1/2 stories high, with wide projecting eaves. The simple roof seems to sweep out beyond the walls to cover the house in an almost tent-like manner. Here, the façade consists of a large enclosed front porch. There is a front-gable one-car garage.
112 Greenwood Pl	ca. 1920	2 Contributing	A 1.5-story frame single-family Bungalow-style residence sided in clapboard and surmounted by a shallow cross-gable roof. The front gable is underscored by a hipped roof spanning a recessed entrance porch with a decorative wood screen. A screened porch under a gable roof projects from the front elevation; it features square balusters behind wood-framed screens, and vertical slat skirting. A driveway on the north side of the property leads to a gable garage.
202 Greenwood Pl	ca. 1900	1 Contributing	This is a fine example of what is today called a "homestead house," as it is a simple rectangular wood frame box of two stories and an attic, with the front gable of the simple two-part roof included as part of the façade, similar to a temple pediment. The location of the stairway can always be located by finding the window that floats between the first and second floors. This usually indicates the landing on an interior "dog-leg" stair.
206 Greenwood Pl	ca. 1910	1 Contributing	A 2-story frame single-family residence clad in aluminum and surmounted by a side gable roof. It has a full-width front porch supported by square columns and offset, partially recessed steps. It retains 5-over-1 wood windows.
210-12 Greenwood Pl	ca. 1900	1 Contributing	A 2-story frame two-family residence clad in wood shingles and surmounted by a cross-gable roof. On the front elevation is a nearly full width, enclosed front entrance porch with a secondary entrance fronted by a stoop to the south. On the northeast corner of the second story is a glass enclosed porch.
213-15 Greenwood Pl	ca. 1920	2 Contributing	A 2-story frame two-family residence clad in wood shingles and stucco and surmounted by a hipped roof with hipped dormers. A full-width front porch with square columns and railing walls clad in shingles; it has offset steps leading to side-by-side entrances. A driveway on the south side of the property leads to a gable roofed, two-car garage.
214 Greenwood Pl	ca. 1920	2 Contributing	A 2-story frame single-family residence clad in vinyl and surmounted by a front gable roof. A partial width, enclosed entrance porch projects from the north end of the front elevation. A driveway on the south side of the property leads to a gable roofed garage.
220 Greenwood Pl	ca. 1920	2 Contributing	A 2-story frame single-family residence clad in aluminum siding and surmounted by a hipped roof. A full-width front porch has a hipped roof supported by square columns and 2/3 of the span is screened with wood frame panels. There is a one-story addition on the north elevation. A driveway on the south side of the house leads to a hipped roof garage with two sets of paired swinging doors.
221-23 Greenwood Pl	ca. 1920	1 Contributing	A 2-story frame two-family set on a cast concrete block foundation, clad in clapboard and ribbon course wood shingles, and surmounted by a hipped roof with a shed dormer on the south plane. A full-width porch with square posts and exposed rafter tails spans the front elevation; offset steps lead to side-by-side Craftsman style doors. A partial width porch under a hipped roof is on the second story. A driveway on the south side of the house leads to a hipped roof garage with two sets of paired swinging doors.
224-26 Greenwood Pl	ca. 1930	2 Contributing	A 2-story frame two-family residence clad in clapboard and wood shingles and surmounted by a front gable roof with gable dormers. A full-width, two-story porch spans the front elevation. It has solid railing walls with scuppers and offset steps leading to side-by-side entrances. Two diamond pane windows are on the second story south elevation.

Address	Date of Construction	Status	Description
225-27 Greenwood Pl	ca. 1920	1 Contributing	A 2-story frame three-family residence clad in vinyl and surmounted by a side gable roof with a shed dormer on the front plane. A full-width front porch leads to side-by-side entrances; a half-width porch under a gable roof is on the second story.
230 Greenwood Pl	ca. 1930	1 Contributing	A 1.5-story frame single-family Colonial Revival-style residence under a steep side Gambrel roof with a broad shed wall dormer across the front plane. The house is clad in clapboard with a vinyl sided one story addition projecting from the front. Next to the addition is the main entrance block under a gable with partial returns supported by paired brackets. The door is topped by a half-round transom.
231 Greenwood Pl	ca. 1929	1 Contributing	A 2-story frame single-family Colonial Revival-style residence clad in wood shingles and surmounted by a steep side Gambrel roof with shed dormers spanning both front and back. The entrance is centered on the front elevation under a gable roof supported paired square columns set on a brick stoop. A one-story open porch with lattice screening is on the south elevation.
234 Greenwood Pl	ca. 1930	1 Contributing	A 2-story frame single-family Foursquare-style residence clad in rusticated stucco and wood shingles, and surmounted by a hipped roof with hipped dormers. The house is fronted by a full-width porch with offset steps, wood shingle clad railing walls, and arched valances between columns. The house is set on a rise with concrete steps leading from the sidewalk and a two car garage set at street level below and in front of the house to the south.
235 Greenwood Pl	ca. 1930	1 Contributing	A 2-story frame single-family on a rectangular footprint, residence clad in vinyl, and surmounted by a front gable roof with full eave return. A full-width front entrance porch has offset steps, round columns under a hipped roof, and vertical slat skirting of two widths.
238 Greenwood Pl	ca. 1915	2 Contributing	A 1.5-story frame single-family residence clad in wood shingles and surmounted by a steep front gable with a shed dormer spanning each side. Centered on the east elevation is a hipped roof porch with brick columns, square balustrades, and vertical slat skirting, and no exterior access. A pair of quarter round windows are in the attic level on the same elevation. The entrance is centered on the south elevation under a shed-roof hood. A small frame garage with two pair of swinging doors is at the rear of the property.
239 Greenwood Pl	ca. 1930	1 Contributing	A 2.5-story frame single-family residence on a rectangular plan, clad in aluminum siding, and surmounted by a hipped roof with hipped dormers. A pent roof on the front elevation shelters a box-bay window and an entrance fronted by recent deck and steps. There is a one-story addition on the south elevation.
243 Greenwood Pl	ca. 1915	1 Contributing	A 2-story frame single-family residence set on a concrete block foundation, clad in clapboard, and surmounted by a cross-gable roof over a shallow ell on the south side. The house is fronted by a hipped-roof porch with no exterior access. The entrance is off a small porch recessed under the ell.
247 Greenwood Pl	ca. 1935	1 Contributing	A 2-story frame single-family residence set on a concrete block foundation, sided in clapboard, and surmounted by a side gable roof with a shed dormer centered on the front plane. A full-width front porch with no exterior access is supported by square columns and has square balustrades. A small side porch under a gable roof leads to the entrance.
248 Greenwood Pl	ca. 1910	1 Contributing	A 1.5-story frame single-family Bungalow-style residence clad in wood shingles and surmounted by a side gable roof with a deep front eave that extends over a full-width porch with square posts and center stairs. A shed dormer is centered and recessed onto the front roof plane and the eaves are underscored by exposed rafter tails.
250 Greenwood Pl	ca. 1930	1 Contributing	A 2-story frame single-family residence clad in brick and vinyl siding, and surmounted by a hipped roof with hipped dormers. The house sits on a rise with concrete steps leading from the sidewalk to a small front porch under a gable roof.
256 Greenwood Pl	ca. 1930	1 Contributing	A 2-story frame single-family residence clad in aluminum siding and surmounted by a side-gable roof with no eave overhang. The house sits on a rise with a one-car garage below grade and partially under the house on the north end; concrete steps lead from the sidewalk to a center entrance under a low shed roof.
304 Greenwood Pl	ca. 1945	1 Contributing	A 1.5-story frame single-family Minimalist Traditional style residence clad in wood shingles and surmounted by a cross-gable roof with no eave overhang. The unadorned entrance is fronted by a recent porch and steps. The house sits on a rise with a one-car garage below grade and under the house on the south end.

Address	Date of Construction	Status	Description
308 Greenwood Pl	ca. 1945	1 Contributing	A 1.5-story frame single-family Minimalist Traditional style residence clad in wide clapboard and surmounted by a side gable roof with no eave overhang. A small cross-gable rises on the front elevation adjacent to a shed hood over the entrance. The house sits on a rise with a one-car garage below grade and under the house on the north end.
312 Greenwood Pl	ca. 1900	1 Contributing	A 2-story frame single-family Foursquare plan residence set on a random laid stone foundation, clad in clapboard and wood shingles, and surmounted by a hipped roof with hipped dormers. A full-width front porch supported by round columns has offset steps and vertical slat skirting. All eaves are underscored by modillions.
315-17 Greenwood Pl	ca. 1900	1 Contributing	This house is evidence of attempts to provide multi-family housing on single lots in the late 19th century. The house appears to have been built in the 1890s, based on location, style, construction details, and materials. This is a double-wide house, similar in appearance to the type of single houses built nearby, and it was built with two apartments for each half. This is an early experiment with multiple-family dwellings built to the scale of single-family houses in the neighborhood.
316 Greenwood Pl	ca. 1920	1 Contributing	A 1.5-story frame single-family Bungalow-style residence clad in wood shingles and surmounted by a side gable roof with a deep front eave that extends over a full-width porch with square posts and center stairs. A shed dormer is centered and recessed onto the front roof plane and the eaves are underscored by knee brackets and exposed rafter tails.
320 Greenwood Pl	ca. 1930	1 Contributing	A 2-story frame single-family residence sided in clapboard and surmounted by a side gable roof with a gable dormer with partial returns centered on the front roof plane. A full width front porch under a hipped roof is supported by square columns flanked by lattice panels. All roof eaves are underscored by modillions.
324 Greenwood Pl	ca. 1930	1 Contributing	A 2-story frame single-family residence clad in clapboard and surmounted by a front gable roof with shed dormers over additions spanning each side elevation. A full width front porch with square posts, solid railing walls, and a side staircase projects over a one car garage below grade. The remaining half of the porch sits atop a hill with vertical slat skirting.
328 Greenwood Pl	ca. 1930	1 Contributing	A 1.5-story frame single-family residence set on a cast concrete block foundation, clad in ribbon course wood shingles, and surmounted by a front gable with eave returns. The house is fronted by a nearly full-width enclosed porch under a gable roof, accessed by a side entrance and concrete steps leading up from the sidewalk. The house is set on a rise and there is a single car garage below grade and recessed under the front porch.
400 Greenwood Pl	ca. 1930	1 Contributing	A 2-story frame single-family residence set on a cast concrete block foundation, clad in clapboard, and surmounted by a front gable roof with gable over hip roof dormers on both sides. The front elevation has a full width porch with square columns, two bay windows on the second story and an overhanging attic level. The house is set on a rise with concrete steps leading from the sidewalk to the porch.
404 Greenwood Pl	ca. 1930	1 Contributing	A 1.5-story frame single family residence clad in wood shingles with battens over panels in the gables, and surmounted by a broad front gable. A 2/3 width entrance porch under a gable protrudes from the front elevation. It has center steps and flared, square columns set on brick piers. The house sits on a rise with a single car garage under the house and below grade on the north end.
408 Greenwood Pl	ca. 1930	1 Contributing	A 1.5-story frame single-family Bungalow-style residence clad in clapboard and wood shingles and surmounted by a side gable roof with a deep front eave that extends over a full-width front porch with a shed dormer above. The house sits on a steep rise with concrete steps on the north side of the parcel leading from the sidewalk to offset porch steps. The porch is supported by square columns and features square balustrade railings and vertical slat skirting.
412 Greenwood Pl	ca. 1925	1 Contributing	A 2-story frame single-family clad in wood shingles and surmounted by a front gable roof with minimal overhang and a gable dormer on the southern plane. The house is set on a steep rise, allowing for a brick, one-car garage to be added below and in front of the house, at street level. A full-width screened porch extends from the front elevation, over the garage. Concrete steps on the north side of the parcel lead from the sidewalk to the porch.
415 Greenwood Pl	ca. 1925	1 Contributing	A 2-story frame single family Foursquare-plan residence, clad in vinyl and surmounted by a steep hipped roof with broad gable dormers on both side planes, and a gable and a hipped dormer on the front plane, both with diamond pane windows. A full-width front entrance porch has offset steps and is supported by round columns.

Address	Date of Construction	Status	Description
416 Greenwood Pl	ca. 1900	1 Contributing	A 2-story frame multi-family Foursquare-plan residence, clad in clapboard and surmounted by a steep hipped roof with gable dormers. The house is set on a steep rise, allowing for a concrete block and stucco garage to be added below and in front of the house, at street level. Concrete steps rise on the north side of the garage, connecting the sidewalk to a partial width front porch composed of a hip and gable roof supported by round columns. The north elevation features a decorative oval window.
420 Greenwood Pl	ca. 1890	1 Contributing	A 2-story frame two-family residence set on a rubble stone foundation, clad in clapboard with scalloped shingles in the gables, and surmounted by a cross-gable roof. The house is set on a steep rise with concrete steps leading from the sidewalk to a small entrance porch under a bay window capped by a gable roof.
424-26 Greenwood Pl	ca. 1900	1 Contributing	A 2-story frame two-family residence clad in aluminum and vinyl siding and surmounted by a front gable roof. The house is set on a steep rise, allowing for a stuccoed garage to be added below and in front of the house, at street level. The front elevation has a full width entrance porch on the first story, extending out as a patio over the garage, and a half-width porch under a gable roof on the second story.
428 Greenwood Pl	ca. 1920	1 Contributing	This house combines Tudor and Arts & Crafts elements, and it is striking in its rough concrete or stucco surface.
500 Greenwood Pl	ca. 1900	1 Contributing	A 2-story, 2-bay residence resting on a stone foundation, set back from the road on a slight rise. The facade (east) features a cross-gable projection of the southern bay, which features a cottage window on the first story. The entrance in the north bay is covered by a low-slung gable pediment roof supported by square piers. Decorative shingles are featured in the cross gable and a small gable dormer is located on the east slope of the asphalt shingle-clad roof. There is no garage.
504 Greenwood Pl	ca. 1920	1 Contributing	A 2-story frame single-family residence set on a cast concrete block foundation, clad in asbestos shingles, and surmounted by front gable roof with partial eave returns. A full width front porch with center steps leads to the main entrance.
510-12 Greenwood Pl	ca. 1850	Non-contributing	One non-contributing building (due to integrity).
516 Greenwood Pl & Clarendon	ca. 1900	1 Contributing	A 2-story frame single-family residence with a rectangular footprint set on a cast concrete block foundation, clad in composite clapboard, and surmounted by a front gable roof with partial eave returns. The entrance is in the northern bay on the east elevation and is framed by fluted pilasters and a broken ogee pediment. A half-round fanlight window is centered in the attic on the facade.
253 Greenwood Pl & Judson St	ca. 1930	2 Contributing	A 1.5-story frame residence set on a cast concrete block foundation, clad wide clapboard, and surmounted by a front gable roof with shed dormers spanning both sides and a pent roof extending over the first story on the west elevation. The principal entrance is via an open, partially recessed porch under a gable roof on the southwest corner. A second porch extends from the north elevation, leading to a driveway and gable garage with two sets of swinging doors.
110 Harvard Pl	ca. 1900	1 Contributing	A 2-story frame mixed-use former residence set on a cast concrete foundation, sided in vinyl, and surmounted by a hipped roof. The roof is punctuated by hip-roofed dormers on the sides and a gable dormer on the front. A full-width porch with steps and ADA ramp fronts a commercial space and there is a partial-width porch on the second story.
114 Harvard Pl	ca. 1920	1 Contributing	A 1-story cast concrete block garage with a hipped roof. No associated residence.
118 Harvard Pl	ca. 1900	1 Contributing	A 2-story frame two-family residence set on a rubblestone foundation, sided in vinyl, and surmounted by a hipped roof with multiple projecting gables. The front elevation features a broad two-story bay window under a gable; a porch with turned posts and spindle valances spans the front and wraps the corner to the west elevation. Entrances are located on the east side of the front elevation and midway along the west elevation.
119-21 Harvard Pl	-	Not Counted	Vacant Lot
122-24 Harvard Pl	ca. 1920	1 Contributing	A 2-story frame two-family residence set on a stone foundation, clad in asbestos shingles, and surmounted by an elongated hipped roof with dormers. A recent two-story full-width front porch is recessed under the principal roof and leads to side-by-side entrances.
123 Harvard Pl	-	Not Counted	Vacant Lot

Address	Date of Construction	Status	Description
126 Harvard Pl	ca. 1900	1 Contributing	A 2-story frame single family residence set on a cut stone foundation, clad in clapboard and surmounted by front gable roof. An enclosed entrance porch set at an oblique angle is located on the west side of the front elevation. The front also features a clipped corner the first story east side; a beak bay window and an arched top window with keystone on the second story; and an oval window centered under the gable at the attic level.
127 Harvard Pl	-	Not Counted	Vacant Lot
130-32 Harvard Pl	ca. 1900	2 Contributing	A 2-story frame three-family residence clad in clapboard and surmounted by a cross-gable roof. The front elevation has a double gable over a two-story bay window next to a raised open entrance porch with second story porch enclosed with jalousie windows centered above. Both porches have square posts set on flared, clapboard sided railing walls. A small section of decorative vertical slat porch skirting is present to the west of the front steps.
134 Harvard Pl	ca.1900	2 Contributing	A 2-story frame two-family residence set on a cut stone foundation, clad in wood shakes, and surmounted by a cross-gable roof. Tall shrubbery obscures the majority of the house, but it appears to have a full width entrance porch on the first story with a partial width second story porch centered under a double gable. A driveway on the west side leads to a garage.
138 Harvard Pl	ca. 1920	2 Contributing	A 2-story frame three-family residence set on a cut stone foundation, clad in wood shake siding, and surmounted by a hipped roof with cross-gables. The front elevation features a two-story bay window under a gable underscored by deep modillions. Adjacent to the bay window is an shed-roofed entrance porch to a single door. A driveway on the west side leads to a garage.
200-02 Harvard Pl	ca. 1920	1 Contributing	A 2-story frame two-family residence set on a rubblestone foundation, sided in vinyl, and surmounted by a cross-gable roof. The front elevation features a two-story bay window under a double gable. There is a partial width raised porch leading to side-by-side entrances with an open second story porch above. Decorative vertical slat porch skirting is present between piers.
204 Harvard Pl	ca. 1900	1 Contributing	A 2-story frame single-family residence set on a rubble stone foundation, sided in vinyl, and surmounted by a cross-gable Gambrel roof. The west half of the front elevation is occupied by a raised entrance porch with a shed-roof wrapping a second story bay window.
205 Harvard Pl	ca. 1935	1 Contributing	A 2-story frame single-family Foursquare-style residence set on a cast concrete block foundation, sided in clapboard, and surmounted by a hipped roof with dormers. A deep, full-width entrance porch is supported by round columns highlighted by a single eave bracket over each. Brackets also underscore the center of the principal eave on the front elevation and a dormer roof above. Elongated diamond pane windows are utilized in the top sashes of some windows and in a transom over a picture window to the right of the front door.
208-10 Harvard Pl	ca. 1920	1 Contributing	A 2-story frame two-family residence set on a cut stone foundation, clad in aluminum siding, and surmounted by a side-gable roof. On the front elevation there is an off-center two-story bay window under a gable with a segmented arch window and a hip-roofed dormer; both the arched window and dormer window feature elongated diamond pane top sashes. There is a single door entrance to the east of the bay windows and a double door entrance to the west; both are set under gable roofs and accessed by concrete stoops.
209 Harvard Pl	ca. 1920	1 Contributing	A 2-story frame two-family residence clad in stucco on the foundation and first story, wood shingles on the second story, and surmounted by a side-gable roof. A full-width entrance porch has stuccoed posts connected by peaked valances, and stucco walls. Above the porch is a beak bay window under a large front-gable and a wall dormer under a smaller gable.
317 Harvard Pl	ca. 1930	2 Contributing	A 2-story frame single-family Mission-style residence clad in stucco and surmounted by a hipped roof; Mission shaped wall dormer rises through the center of the front eave. On the front elevation a low stucco wall frames a veranda leading to a projecting one-story enclosed porch topped by a flat roof with Mission style parapets. The symmetrical second story has a recessed stucco panel flanked by paired windows. A driveway on the west side leads to a one-story garage with paired swinging doors.
318 Harvard Pl	ca. 1920	Non-contributing	One non-contributing building (due to age).

Address	Date of Construction	Status	Description
324 Harvard Pl	ca. 1930	2 Contributing	A 1.5-story frame single-family cross-gable residence clad in wood shingle siding. An open entrance porch is set in the "L" at the northwest corner under an extended eave. Vegetation inhibits a comprehensive view of the house.
416-18 Harvard Pl	ca. 1930	2 Contributing	A 2-story frame two-family residence on a deep rectangular footprint running perpendicular to the road. It is set on a brick foundation, clad in vinyl and asbestos shingles, and surmounted by a front-gable roof that extends over stacked open porches spanning the front elevation. The porches had siding wrapped posts and walls, and the openings are framed by 45 degree corners. The entrance is on the east elevation, under a porte cochere. The driveway on that side leads to a garage at the rear of the property.
131 Harvard Pl & Cambridge St	ca. 1900	1 Contributing	A 2-story frame multi-family residence set on a rubble stone foundation, clad in wood shake siding and surmounted by a front-gable roof with a full cornice return. The front elevation is flush with no protrusions. There is a single door entrance off a wooden stoop and a secondary entrance on the east (Cambridge St) elevation.
201 Harvard Pl & Cambridge St	ca. 1880	2 Contributing	A 2-story frame single-family residence set on a random laid stone foundation, sided in vinyl, and surmounted by a cross-gable roof. A glass enclosed entrance block is set inside the "L" of the southwest corner. Each gable has a rectangular, diamond pane window in attic level. A 1-story cross-gable garage is located behind the house and accessed from Cambridge St.
327 Harvard Pl & Fellows Ave	ca. 1925	2 Contributing	A 2-story frame single-family residence clad in wide clapboard and brick and surmounted by a front-gable roof underscored by a pent roof supported by knee brackets. The principal elevation facing Harvard Place has a screened porch supported by brick columns under a shed roof. Centered above is a box-bay with triple ganged windows. The entrance block is recessed under a shed-roof extending to the east.
328 Harvard Pl & Fellows Ave	ca. 1920	2 Contributing	A 2-story frame single-family Colonial Revival-style residence set on a brick foundation, clad in wide clapboard, and surmounted by a side-gable Gambrel roof with full-width shed dormers along the front and back. The symmetrical principal elevation, which faces Fellows Ave, has a center entrance and stoop flanked by paired windows and one-story enclosed porches frames by brick columns on each side. The door has sidelights and a sunburst fanlight. A two-car garage is located south of the residence, accessed from Fellows Ave.
400 Harvard Pl & Fellows Ave	ca. 1930	1 Contributing	A 2-story frame two-family 5-bay residence set on a rectangular footprint with the long side parallel to Harvard Pl. It is clad in brick and surmounted by an elongated hipped roof with a centered shed dormer. The entrance is at grade and located in the second bay from right; the transom area has been infilled with vinyl. Two-story wings extend from both the east and west elevations.
105 Hawthorne St	ca. 1895	2 Contributing	A 2-story frame single-family front-gable residence clad in wood tongue and groove siding with decorative wood shingles in the gables. The front elevation consists of a double gable over a full-width bay window on the first story. The entrance is under a shed roof sloping from the west side of the double gable over an open porch at grade. A driveway on the west side of the property leads to a gable roofed garage.
107 Hawthorne St	ca. 1895	1 Contributing	A 2-story frame two-family front-gable residence clad in clapboard with decorative wood shingles in the gables. A two-story bay window bisects the front elevation; to the west is the main entrance porch featuring turned posts, ornate brackets, and spindle valances leading to paired six-panel wood doors with glass in the top third. A second entrance porch runs along the east elevation and includes spindle valances between square posts. There is a diamond pane window in the attic level.
109 Hawthorne St	ca. 1900	2 Contributing	A 2-story frame single-family residence set on a stone foundation, clad in wood tongue and groove siding, and surmounted by a hipped roof with cross gables. A shallow porch wrapping the southeast corner has square posts and spindles and decorative vertical slat skirting. The porch leads to paired doors on the front elevation and a single door facing south from an ell. As of 2019 the house features original, 2-lite, top hung storm windows.
202 Hawthorne St	ca. 1900	1 Contributing	A 2-story frame single-family residence clad in asbestos shingle siding and surmounted by a hipped roof with gable dormers. An enclosed entrance porch with vinyl siding spans the front elevation.
203 Hawthorne St	ca. 1900	1 Contributing	A 2-story frame two-family cross-gable residence clad in composite clapboard siding, with a full with open entrance porch at grade. A two-story enclosed porch extends from the east elevation.

Address	Date of Construction	Status	Description
205 Hawthorne St	ca. 1900	1 Contributing	A 2-story frame two-family cross-gable residence sided in composite shingles. On the front elevation there is a two-story full-width bay window under a gable; adjacent is a two-story enclosed porch under a shed roof set in the ell at the southeast corner.
206 Hawthorne St	-	Not Counted	Vacant Lot
207 Hawthorne St	ca. 1900	1 Contributing	A 2-story frame cross-gable residence clad in tongue and groove clapboard with decorative wood shingles in the gables. A two-story bay window under a gable bisects the front elevation; to the west is the main entrance porch featuring turned posts, ornate brackets, and spindle valances leading to paired six-panel wood doors with glass in the top third. A second entrance porch with turned posts runs along the east elevation; it is surmounted by an enclosed porch.
101 Hawthorne St & Basset St	ca. 1900	1 Contributing	A 2-story residence beneath an L-shaped cross gable roof, with a shed-roofed entrance porch in corner on square posts. The windows are double-hung, 1/1 sash, paired on the second-story gable, the house is clad in vinyl siding and rests on a parged stone foundation. The roof is clad in asphalt shingles. There is no garage.
111 Hawthorne St & Columbus *	ca. 1900	1 Contributing	A 2-story frame two-family front-gable residence clad in vinyl. A recent entrance porch wraps the southeast corner of the house, leading to a single door on the front elevation and another single door facing south from the ell.
114 Hawthorne St & Columbus *	ca. 1900	2 Contributing	A 2-story frame three-family residence set on a raised stone foundation, clad in double-lap wood shake siding, and surmounted by a front-gable roof with exposed rafter tails. A double gable on the front elevation is neighbored by a partially recessed shed-roofed entrance porch on the northeast corner. A second entrance porch on the east side leads to a door set in the ell. It is surmounted by an enclosed second story porch with flared lower walls. A garage is located behind the house, accessed from Columbus Ave.
200 Hawthorne St & Columbus *	ca. 1890	1 Contributing	A 2-story frame single-family residence set on a cast concrete block foundation, clad in clapboard and wood shingles, and surmounted by an elongated hipped roof with a full-width front gable featuring a Palladian window. A raised, enclosed entrance porch with square posts and storm window infill behind railing, spans the front.
201 Hawthorne St & Columbus *	ca. 1900	1 Contributing	A 2-story frame two-family residence set on a random laid stone foundation, clad in stucco and wood shingles, and surmounted by an irregular roofline composed of a hipped center mass with protruding gables and hips. A turret extends from the northwest corner and there is a small gable dormer with scrollwork fascia boards on each principal roof plane. An enclosed porch with no exterior access spans the south elevation, while the main entrance is on the west side off a small stoop with gable roof.
113 Houston Ave	ca. 1955	Non-contributing	One non-contributing building (due to lack of age and integrity).
101 Jerome St	ca. 1925	2 Contributing	A 1.5-story frame single-family Bungalow-style residence clad in vinyl siding, and surmounted by a side-gable roof with deep eaves extending down to the first story in front and back. A shed-roofed dormer is centered on the front roof plane and the front, enclosed entrance porch has been incorporated into the principal mass of the house. A driveway on the east side leads to a shed-roofed cast concrete block garage.
102 Jerome St	ca. 1930	2 Contributing	A 1.5-story frame single-family Bungalow-style residence set on a cast concrete block foundation, clad in clapboard and wood shingle siding, and surmounted by a side-gable roof with deep eaves extending down to the first story in front. A gable-roofed dormer is centered on the front roof plane which extends over a deep, open porch with a side stair, square posts, and vertical slat skirting. A driveway on the west leads to a garage with a hipped roof.
203 Jerome St	ca. 1963	Non-contributing	One non-contributing building (due to age).
204 Jerome St	ca. 1915	1 Contributing	A 2-story, frame single-family residence clad in vinyl and surmounted by a Saltbox type front-gable roof that extends over an enclosed, first story entrance porch on the west side. There is also flat-roofed dormer on the west roof plane. The main entrance is on the east elevation, off a small porch adjacent to the driveway.

Address	Date of Construction	Status	Description
102 Judson St	ca. 1905	1 Contributing	A 2.5-story frame single-family residence with Colonial Revival elements, beneath a hipped roof. The house is built on a stone foundation and clad in asphalt shingle siding. A full-width 1-story open porch spans the façade with a flat roof and eaves projecting beyond a cornice, supported by three replacement square columns constructed of unpainted pressure-treated wood. A gable dormer projects from the center of the front roof, with a semi-circular fan window and a small keystone at the top of the arch. The lot is level, with a driveway on the west and no garage.
103 Judson St	ca. 1905	1 Contributing	A 2.5-story frame multi-family residence with wooden shingle siding and a front-gable roof. A full-width 1-story open porch spans the façade, with a shallow hipped roof supported by five irregularly spaced square wooden columns. A lower front gable projects from the façade above the second story, with the east roof an extension from the main roof and containing a single narrow vertical window. A gable dormer projects from the east and west side roofs. The lot is level, with a driveway on the east and no garage.
104 Judson St	ca. 1925	2 Contributing	A 2.5-story frame two-family residence surmounted by a hipped roof. The house is built on a rusticated cast block foundation and clad in stucco. The front roof projects beyond the façade, forming a full-width open double-deck porch with three square wooden columns at each story; the first story columns have been replaced by unpainted pressure-treated wood. A combination dormer and porch projects from the center of the front roof. A gable dormer rises from the eaves on the east side, above a 2-story polygonal bay. The lot is level, with a driveway on the east leading to a detached contributing flat-roofed two-car garage.
105 Judson St	ca. 1925	1 Contributing	A 2.5-story frame two-family residence beneath a front-gable roof. The foundation is clad in concrete, and the house is clad in vinyl siding. A less-than-full-width open porch extends from the east wall to the center facet of the polygonal bay, with a hipped roof supported by Foursquare wooden columns; a 1-story open porch is on the east side of the second story, with a flat roof supported by two square columns constructed of modern unpainted pressure-treated lumber. The lot is level, with a driveway on the east and no garage.
106 Judson St	ca. 1925	1 Contributing	A 2.5-story frame two-family residence surmounted by a hipped roof with overhanging eaves and exposed rafter tails. The foundation is clad in stucco, and the house is clad in vinyl siding. The front roof projects beyond the façade, forming a full-width open double-deck porch with three square 2-story wooden columns. A gable dormer projects from the center of the front roof, with a modern triple window. The east side features an exterior brick chimney and a 2-story polygonal bay beneath a gable dormer that rises from the eave. The lot is level, with a driveway on the east and no garage.
107 Judson St	ca. 1925	2 Contributing	A 2.5-story frame two-family residence surmounted by a hipped roof. The foundation is clad in concrete, and the house is clad in vinyl siding. The front roof projects beyond the façade to create a full-width open double-deck porch supported by Foursquare wooden columns at each story. A hipped roof dormer projects from the front and both east and west side roofs. A 2-story polygonal bay projects from the east side. The lot is level, with a driveway on the east leading to a detached contributing two-car garage with a hipped roof.
108 Judson St	ca. 1905	1 Contributing	A 2.5-story frame two-family house with flush board siding and a cross-gable roof. A 1-story open porch spans the façade and wraps around to the east side, while the second story has a one-bay open porch on the west with a flat roof supported by two square wooden columns. The east side features a projecting section beneath a cross-gable roof, with a door on the north beneath the wrap-around porch facing the street and a secondary door facing east. The lot is level, with a driveway on the east and no garage.
109 Judson St	-	Not Counted	Vacant Lot
110 Judson St	ca. 1905	1 Contributing	A 2.5-story frame single-family residence with Colonial Revival elements, clad in clapboard siding and surmounted by a hipped roof. A full-width open 1-story porch spans the façade, with a hipped roof supported by Foursquare wooden columns constructed of unpainted pressure-treated lumber. A gable dormer projects from the center of the front roof, with returned eaves and a round arched window with a keystone and decorative muntins in the upper sash. A gable dormer projects from both the east and west side roofs. The lot is level, with no driveway or garage.

Address	Date of Construction	Status	Description
112 Judson St	ca. 1905	1 Contributing	A 2.5-story frame single-family residence surmounted by a cross gable roof. The house is built on a stone foundation and clad in vinyl siding. A full-width 1-story open porch spans the façade with a hipped roof supported by four turned columns and a narrow band of turned spindles beneath the cornice; a similar band of turned spindles is above the second-story window in the west bay. A pedimented gable rises from the eave of the porch above the entrance bay. The lot is level, with a driveway on the east and no garage.
113-15 Judson St	ca. 1925	2 Contributing	A 2.5-story frame single-family residence, clad in clapboarding siding on the first story and wooden shingles on the second, beneath a side gable roof with a long cross gable section extending to the rear. The house is built on a rusticated cast block foundation and clad in clapboard on the first story and wooden shingles on the second. The south façade facing the street is dominated by a full-width 1-story enclosed porch beneath a hipped roof with exposed rafter tails. The lot is level, with a driveway on the west leading to a detached contributing two-car garage with a hipped roof.
114 Judson St	ca. 1905	1 Contributing	A 2.5-story frame single-family residence with Colonial Revival elements, surmounted by a pedimented front-gable roof with overhanging eaves and dentil moldings. The house is built on a rusticated cast block foundation and clad in clapboard. A full-width 1-story open porch spans the façade, with a hipped roof and dentil moldings supported by three square wooden columns. An exterior brick chimney rises on the west side. The lot is level, with a driveway on the east and no garage.
100 Judson St & Greenwood Pl	ca. 1925	2 Contributing	A 2.5-story frame single-family residence, clad in clapboard siding and surmounted by a hipped roof with overhanging eaves and exposed rafter tails. A full-width 1-story open porch spans the façade, with a hipped roof and overhanging eaves supported by three irregularly spaced square wooden columns; a one-bay porch rests on the roof in the east bay, with a hipped roof and overhanging eaves with exposed rafter tails. A hipped roof dormer project off-center to the west on the front roof. The lot is level, with a short driveway at the rear leading to a detached contributing two-car garage with a front-gable roof.
104 Kensington Pl	ca. 1920	2 Contributing	A 1.5-story frame single-family Bungalow-style residence set on a concrete block foundation, clad in clapboard siding, and surmounted by a side-gable roof with deep eaves extending down to the first story in front. A gable-roofed dormer is centered on the front roof plane which extends over a deep, open porch with a side stair, square posts, and vertical slat skirting. A driveway on the east leads to a garage at the rear of the property.
105 Kensington Pl	ca. 1925	1 Contributing	A 2-story frame single-family Foursquare-style residence clad in vinyl siding and surmounted by a hipped roof with hipped dormers on the front and side planes. The front elevation features a full-width open porch supported by paired round columns, and lacking any exterior access. The principal entrance is on south elevation, fronting the driveway, and accessed by a short set of steps.
107 Kensington Pl	ca. 1925	2 Contributing	A 1.5-story frame single-family Bungalow-style residence set on a concrete block foundation, clad in vinyl siding, and surmounted by a side-gable Gambrel roof with deep eaves extending down to the first story in front. A shed-roofed dormer is centered on the front roof plane which extends over a deep, open porch with offset steps, square posts, and vertical slat skirting. A driveway on the north leads to a garage at the rear of the property.
108 Kensington Pl	ca. 1930	2 Contributing	A 2-story frame single-family residence on a concrete block foundation, clad in vinyl siding, surmounted by a side-gable roof with offset wall gable on the front elevation. A partial width entrance porch has square posts under a shed roof, vertical slat skirting, and side access steps. A driveway on the south side leads to a hip-roofed garage with paired swinging doors.
109 Kensington Pl	ca. 1925	1 Contributing	A 1.5-story frame single-family Bungalow-style residence set on a concrete block foundation, clad in aluminum siding, and surmounted by a side-gable Gambrel roof with deep eaves extending down to the first story in front. A gable dormer is centered and recessed on the front roof plane which extends over a deep, open porch with closed porch railing, and offset steps.
110 Kensington Pl	ca. 1900	2 Contributing	A 1-story frame single-family Bungalow-style residence set on a poured concrete foundation, clad in wood shingles, and surmounted by an elongated hipped roof with hipped dormers. Three cobblestone columns divide the front elevation in halves; the northern half is a raised, open porch with side steps and a single door entering into the southern half. The house has 6-over-1 wood windows and a cobblestone chimney on the north elevation. A driveway on the north side ends short of a single car garage with hipped roof.

Address	Date of Construction	Status	Description
111 Kensington Pl	ca. 1930	2 Contributing	A 2-story frame single-family front gable residence clad in vinyl siding. A nearly full-width front porch with offset steps leads to a projecting entrance. A brick chimney rises up the center of the front elevation. A driveway on the north side leads to a gable garage.
113 Kensington Pl	ca. 1915	1 Contributing	A 1.5-story frame single-family residence clad in aluminum siding and surmounted by a side-gable Gambrel roof with shed wall dormer centered on the front. The roof is underscored by exposed rafter tails. A full-width, raised entrance porch features lattice skirting and offset steps leading a projecting entrance.
115 Kensington Pl	ca. 1930	2 Contributing	A 2-story frame single-family residence clad in clapboard and surmounted by a front gable roof with full cornice return. A full-width hipped porch spanning the front elevation features square posts, panels railing walls, and lattice skirting. Side steps lead to a projecting entrance. Triple ganged windows are centered over the porch and paired windows are in the attic level; all are 6-over-1.
131 Kensington Pl	ca. 1940	1 Contributing	A 2-story frame cross-gable single-family residence sided in clapboard. It has a full width, enclosed entrance porch with a shed roof and vertical slat skirting. The front entrance in the porch is accessed via offset steps and a second entrance is at grade on the north elevation.
132 Kensington Pl	ca. 1900	1 Contributing	A 2-story frame single-family residence sided in vinyl and surmounted by a jerkinhead front gable roof with deep eaves. The front elevation has a full-width, enclosed porch under a shallow hipped roof. The entrance is at grade, midway along the south elevation, in a recess.
134 Kensington Pl	ca. 1910	1 Contributing	A 2-story frame single family residence set on a cast concrete block foundation, sided in clapboard with corner boards, and surmounted by a front gable roof underscored by modillions. A full-width front porch is supported by grouped square columns and has vertical slat skirting and no exterior access. The principal entrance is at grade midway along the north elevation, sheltered by a hood.
136 Kensington Pl	ca. 1900	1 Contributing	A 1.5-story frame Craftsman-style single family residence set on a poured concrete foundation, clad in wood shingles, and surmounted by a front gable roof with shed wall dormers spanning each side. The roof features deep eaves underscored by exposed, curved rafter tails and beams. The entrance is at grade midway along the north elevation, sheltered by a shed roof with stick work brackets. An open porch with front facing steps is located at the back of the south elevation.
140 Kensington Pl	ca. 1910	1 Contributing	A 1.5-story frame single family residence clad in wood shingles with a ribbon course and surmounted by a side gable roof underscored by modillions, with a hipped wall dormer centered on the front elevation. An raised, enclosed, entrance porch is located as the south end of the front elevation. It features slender sidelights and transom, paneled lower walls, and vertical slat skirting.
135 Kensington Pl & Broad St	ca. 1940	1 Contributing	A 2-story frame single-family Colonial Revival-style residence set on a rectangular footprint, sided in clapboard, and surmounted by a hipped roof with a shallow overhang. The symmetrical 3-bay facade has a projecting center bay flanked by fluted pilasters. The centered door has sidelights and is fronted by a concrete stoop. Both outer bays have a bay window with a curved roof on the first story.
144 Kensington Pl & Broad St	ca. 1910	2 Contributing	A 1.5-story frame single family Craftsman-style residence clad in wood shingles and surmounted by a side gable roof with shed dormers spanning the front and back. The roof is underscored by exposed, curved rafter tails and bams. A full-width enclosed entrance porch under a shed roof spans the south elevation; a secondary open entrance porch framed by square posts and lattice panels is recessed on the north elevation. A one-car gable garage is located at the west end of the property with access from Broad St.
201 Kensington Pl & Broad St	ca. 1910	2 Contributing	A 1.5-story frame single-family residence set on a cast concrete block foundation, clad in aluminum siding, and surmounted by a front-gable roof that extends over a 1-story section on the north side. A projecting entrance block under a gable roof is located on the south end of the west elevation.

Address	Date of Construction	Status	Description
110 Kensington Rd	ca. 1900	2 Contributing	A 2-story frame single-family residence on a raised cast concrete block foundation, clad in clapboard and wood shingles, and surmounted by a side gable roof with a hipped dormer centered on the front plane. Eaves are underscored by curved exposed rafter tails. The symmetrical facade has a second story overhang and a center entrance flanked by sidelights and fronted by a shallow porch with square columns under a hipped roof. An octagonal window is centered over the porch on the second story. A driveway on the west side leads to a 2-car garage.
212 Kensington Rd	ca. 1915	1 Contributing	A 2-story frame single-family residence beneath a cross-gable roof with pedimented gables on the front and both sides. The entrance faces the street in the cross-gable section on the west, beneath a hipped door cap in the corner that is supported by a single wooden column and contains a transom. The lot is level, with a driveway on the east and no garage.
217 Kensington Rd	ca. 1915	2 Contributing	A 2-story frame single-family Colonial Revival residence beneath a front-gable roof. The house is built on a cast block foundation and clad in vinyl siding. The south facade facing the street has two bays, with a single entrance on the west and a shallow projecting 2-story polygonal bay on the east. A full-width 1-story partially enclosed porch spans the facade, with a hipped roof and projecting eaves. An open one-bay porch is on the west side of the second story within the projecting gable section. The lot is level, with a driveway on the east leading to a detached two-car garage with a front-gable roof in the rear of the lot.
218 Kensington Rd	ca. 1915	1 Contributing	A 2.5-story frame single-family side-entrance Colonial Revival residence surmounted by a side-gable roof with pedimented gables, overhanging eaves, and decorative sawn straight brackets. The house is built on a cast block foundation and clad in shingles. A less-than-full-width 1-story enclosed porch spans much of the facade, with a hipped roof, overhanging eaves, and decorative sawn straight brackets. A prominent gable dormer rises in the center of the front roof with a Palladian window and heavily returned eaves with decorative sawn straight brackets. The lot is level, with a driveway on the right and no garage.
219 Kensington Rd	ca. 1915	2 Contributing	A 2-story frame single-family side-entrance American Foursquare residence surmounted by a hipped roof featuring overhanging eaves with brackets. The house is built on a brick foundation and clad in clapboard. The south facade facing the street features a central French door beneath a full-width 1-story open porch with a shallow hipped roof, supported by paired square wooden columns at each corner with inset panels. A small eyelid dormer is in the center of the front roof. The lot is generally level, with a contributing 1-story side-gable outbuilding but no garage.
305 Kensington Rd	ca. 1915	1 Contributing	A 1.5-story frame single-family residence with clapboard siding on the first story and wooden shingles on the second. The house rests on a cast block foundation. There is a side-gable roof with returned eaves; the front roof continues at a steeper angle toward the eave that projects beyond the facade to form a full-width 1-story open porch supported by four slender square wooden columns with sawn quarter-circle brackets. The lot is level, with a driveway on the west and no garage.
308 Kensington Rd	ca. 1915	1 Contributing	A 2-story frame single-family side-entrance residence beneath a side-gable roof with overhanging eaves and widely spaced dentils. The house is built on a cast block foundation and clad in shingle siding. The north facade facing the street has two bays flanking a central exterior brick chimney, a single door on the west, and a single window on the east. A full-width 1-story screened porch with a hipped roof and dentils surrounds the chimney, supported by square wooden columns. The lot is level, with a driveway on the west and no garage.
310 Kensington Rd	ca. 1915	2 Contributing	A 2-story frame single-family residence clad in vinyl siding and surmounted by a front-gable roof with overhanging eaves. The north facade facing the street is dominated by a full-width 1-story enclosed porch with a gable roof and a single entrance on the west. An exterior brick chimney is located in the center of the facade. The second story features two single six-over-one windows on either side of chimney. The lot is level, with a driveway on the west leading to a front-gable one-car garage.
311 Kensington Rd	ca. 1915	2 Contributing	A 1.5-story frame single-family residence surmounted by a side-gable roof with overhanging eaves and diagonal brackets. The foundation is clad in concrete, and the house is clad in wooden shingles. The facade is recessed behind the overhanging front roof to form a full-width open porch supported by four tapered wooden square columns. A gable dormer is located in the center of the front roof with overhanging eaves and diagonal brackets. The lot slopes slightly upward from the street, with a driveway on the east leading to a contributing detached one-car garage.

Address	Date of Construction	Status	Description
315 Kensington Rd	ca. 1915	1 Contributing	A 2-story frame single-family residence beneath a hipped roof with overhanging eaves. The house is built on a brick foundation and clad in clapboard. The south façade facing the street is dominated by a less-than-full-width 1-story enclosed porch with a pedimented gable roof and features six bays with full-length windows. The second story has two modern single windows. A small gable dormer is located on both the front and rightside roofs. The lot slopes slightly upward from the street, with a driveway on the east and no garage.
317 Kensington Rd	ca. 1915	1 Contributing	A 1.5-story frame single-family residence beneath a side-gable roof with overhanging eaves. The house is built on a rusticated cast block foundation and clad in wooden shingles. The south façade facing the street is recessed behind the front roof to form a full-width 1-story open porch supported by broad piers at each end that are clad in shingles. The two-bay façade has a single entrance on the west and a polygonal bay on the east. The lot slopes slightly upward from street, with a shared driveway on the east and no garage.
320 Kensington Rd	ca. 1915	2 Contributing	A 1.5-story frame single-family residence with Colonial Revival elements, surmounted by a side-gable roof with returned eaves. The foundation is clad in concrete, and the house is clad in clapboard. A roof that flares slightly upward, one bay wide, extends from the lower portion of the main roof to form an open porch supported by square wooden columns. The east side features an exterior brick chimney, while a long wooden handicapped-accessible ramp crosses the front yard to the front door. The lot is level, with a driveway on the east leading to a detached one-car garage with a front-gable roof and returned eaves at the rear of the lot.
321 Kensington Rd	ca. 1915	2 Contributing	This one-and-a-half-story frame single-family residence with Colonial Revival elements features clapboard siding on the first story, wooden shingles on the second, and a side gable roof. The south façade has a full-width open porch supported by wooden columns with small Doric capitals, two bays with a single door on the west, and a broad polygonal bay on the east with four modern 6/1 windows, while a wide shed roof dormer with returned eaves and four single 1/1 windows projects from the roof peak, and an interior end brick chimney rises on the east side. Shares a driveway with 317 Kensington leading to a contributing detached modern two-car garage with front gable roof.
324 Kensington Rd	ca. 1915	2 Contributing	A 2-story frame single-family residence with Colonial Revival and Craftsman elements, beneath a side-gable roof with overhanging and returned eaves. The house is built on a rusticated cast block foundation and clad in wooden shingles. A 1-story open porch covers the west half of the façade beneath a shed roof that extends from the second floor and is supported by three wooden columns with Doric capitals. A front-gable dormer rises from the east side of the front roof with returned eaves. The lot is level, with a driveway on the west leading to a contributing detached one-car garage with a hipped roof.
325 Kensington Rd	ca. 1915	2 Contributing	A 2-story frame single-family Colonial Revival residence beneath a side-gable roof with dentils along the front. The house is built on a rusticated cast stone foundation and clad in clapboard. A less-than-full-width 1-story open porch spans most of the façade with a shed roof and returned eaves, dentils in front, and Foursquare tapered wooden columns. The lot rises from the street, with a driveway on the east leading to a contributing detached one-car garage with a front-gable roof at the rear of the lot.
326 Kensington Rd	ca. 1915	2 Contributing	A 2-story frame single-family residence surmounted by a steeply pitched cross-gable roof with exposed and shaped rafter tails at the corners. The house is built on a rusticated cast block foundation and clad in clapboard. A full-width 1-story screened porch spans the façade with a hipped roof and exposed rafter tails supported by three asymmetrical square wooden columns. The front gable features a small Palladian window. The lot is level, with a driveway on the west leading to a contributing detached one-car garage with a hipped roof at the rear of the lot.
331 Kensington Rd	ca. 1915	2 Contributing	A 1.5-story frame single-family residence beneath a side-gable roof. The foundation is clad in concrete, and the house is clad in clapboard on the first story and shingles on the second. The front roof extends beyond the south façade to form a full-width 1-story porch supported by Foursquare wooden columns. The south façade facing the street has two bays, with a single entrance on the west and a tripartite window on the east. The lot rises slightly from the street, with a driveway on the west leading to a contributing detached front-gable one-car garage at the rear of the lot.

Address	Date of Construction	Status	Description
335 Kensington Rd	ca. 1915	2 Contributing	A 1.5-story frame single-family Colonial Revival residence surmounted by a side-gable roof. The house is built on a brick foundation and clad in clapboard on the first story and shingles on the second. The front roof extends beyond the south façade to form a full-width 1-story porch supported by four wooden columns with small Doric columns. The south façade facing the street has two bays, with a single entrance on the west and a tripartite window on east. The lot rises slightly from the street, with a driveway on the west leading to a contributing detached two-car garage with a hipped roof at the rear of the lot.
412 Kensington Rd	ca. 1915	1 Contributing	A 1.5-story frame single-family residence clad in vinyl siding and surmounted by a side-gable roof. The front roof extends beyond the north façade to form a full-width 1-story enclosed porch that features an off-center door on the west, with six modern one-over-one windows to the east and a small modern one-over-one window to the west. Two small gable dormers project from the front roof, while an exterior end brick chimney rises on the east side. The lot is level, with a driveway on the east and no garage.
414-16 Kensington Rd	ca. 1915	1 Contributing	A 2.5-story frame two-family residence beneath a front-gable roof with small returned eaves. The house is built on a rusticated cast block foundation and clad in vinyl siding. The north façade facing the street has two bays, with two adjoining single entrances on the east and a French door on the west. A narrow, hipped roof cap rises above the two entrances. A less-than-full-width double-deck open porch covers the west side of the façade, with a shed roof above the second story supported on both levels by three square wooden columns. The lot slopes slightly down from the street, and there is no driveway or garage.
511 Kensington Rd	ca. 1915	2 Contributing	A 1.5-story frame single-family residence beneath a side-gable roof. The house is built on a rusticated cast block foundation and clad in clapboard. The front roof extends beyond the south façade facing the street to form a full-width 1-story open porch supported by three square wooden columns. The south façade has a single entrance on the west and triple 3/1 vertical windows on the east. The lot rises slightly from the street, with a driveway on the west leading to a contributing detached one-car garage with a front-gable roof at the rear of the lot.
512 Kensington Rd	ca. 1915	1 Contributing	A 2-story frame single-family residence beneath a front-gable jerkinhead roof. The foundation is clad in concrete, and the house is clad in clapboard on the first story and wooden shingles on the second. The north façade facing the street features a less-than-full-width 1-story enclosed porch beneath a jerkinhead gable roof. A jerkinhead dormer projects from the east roof, and an interior brick chimney rises through the roof. The lot is level, with a driveway on the east and no garage.
514 Kensington Rd	ca. 1915	1 Contributing	A 1.5-story frame single-family Dutch Colonial residence surmounted by a side gable-gambrel roof. The house is built on a rusticated cast block foundation and clad in shingles. The north façade facing the street is recessed behind the overhanging front roof to form a full-width 1-story enclosed porch, with the entrance on the west. A shed-roof dormer rises from the front roof with overhanging eaves and exposed rafter tails, and an exterior brick chimney rises on the west. The lot is level, with a driveway on the east and no garage.
515 Kensington Rd	ca. 1915	2 Contributing	A 1.5-story frame single-family residence beneath a side-gable roof. The house is built on a rusticated cast block foundation and clad in wooden shingles. The front roof extends beyond the south façade facing the street to form a full-width 1-story enclosed porch with four double modern one-over-one windows across the façade. A single entrance provides access to the porch from the west side. The east side features an exterior brick chimney. The lot is level, with a driveway on the west leading to a contributing detached one-car garage with a front-gable roof at the rear of the lot.
516 Kensington Rd	ca. 1915	2 Contributing	A 1.5-story frame single-family residence surmounted by a front-gable roof. The house is built on a rusticated cast block foundation and clad in vinyl siding. The north façade facing the street has three bays, with a central single entrance flanked by single six-over-one windows on each side; the gable end features a double six-over-one window. A less-than-full-width 1-story porch spans much of the façade, with a hipped roof supported by Foursquare wooden columns. The lot is level, with a driveway on the west leading to a contributing detached one-car garage with a front-gable roof at the rear of the lot.
516 1/2 Kensington Rd	ca. 1920	Not Counted	Vacant Lot

Address	Date of Construction	Status	Description
616 Kensington Rd	ca. 1915	1 Contributing	A 2.5-story frame single-family residence surmounted by a front-gable roof with returned eaves. The house is built on a stone foundation and clad in vinyl siding. The north façade facing the street is dominated by a less-than-full-width 1-story enclosed porch with a shed roof. The porch has modern single windows across the front, with a single entrance providing access to the porch from the west side. A hipped-roof dormer rises on both the east and west sides of the roof. The lot slopes down toward the street, with a driveway on the east and no garage.
618 Kensington Rd	1950	Non-contributing	Syracuse Cooperative Market: One non-contributing building (due to age).
102 Kensington Rd & Ackerman	ca. 1915	1 Contributing	A 2-story frame single-family Colonial Revival-style residence set on a cast concrete block foundation, clad in clapboard and wood shingles and surmounted by hipped-roof with a hipped dormer on the front plane. The symmetrical facade has a center entrance flanked by diamond pane side lights and fronted by a shallow porch under a pedimented roof supported by square columns. A one-story wing extends from the east elevation.
105 Kensington Rd & Ackerman	ca. 1920	1 Contributing	A 1.5-story frame single-family Bungalow-style residence clad in wood shingles and surmounted by a hipped roof with hipped dormers to the east and west and a shed dormer to the south; all underscored by exposed rafter tails. Cobblestone accented features include a chimney, enclosed porch piers on the west elevation, and portions of the foundation. A pent roof spanning the stouh elevation shelters the entrance stoop and two box bay windows. An attached carport extends off the east elevation.
226 Kensington Rd & Buckingham*	ca. 1930	1 Contributing	A 2-story frame single-family residence set on a cast concrete block foundation, sided in clapboard and ribbon course wood shingles, and surmounted by a hipped roof with hipped dormers and exposed rafter tails. The symmetrical north facade has a center entrance with sidelights, sheltered by a hipped hood that extends to a pent roof over a box bay window on either side. On the east elevation is an open porch with no exterior access; it features geometric styled railing and grouped square columns on the corners with lattice panels between.
300 Kensington Rd & Buckingham*	ca. 1910	1 Contributing	A 2-story frame single-family residence clad in wood shingles and surmounted by a hipped roof with hipped dormers and exposed rafter tails. The symmetrical north facade has a center entrance with sidelights, sheltered by a hipped hood that extends to a pent roof over a box bay window on either side. On the east elevation is an open porch that features square posts framed by geometric lattice panels and low railings topped by planters.
330 Kensington Rd & Kensington*	ca. 1915	2 Contributing	A 2-story frame single-family side-entrance Dutch Colonial residence beneath a side-gable gambrel roof. The house is built on a brick foundation and clad in vinyl siding. The east façade facing the street is dominated by a less-than-full-width 1-story enclosed porch with a hipped roof and modern vertical windows on all three sides. A large projecting 1-story square window bay is located on the south side with a hipped roof. The lot is level, with a driveway on the north leading to a contributing detached one-car garage with a hipped roof at the rear of the lot.
400 Kensington Rd & Kensington*	ca. 1915	1 Contributing	A 2.5-story frame single-family Colonial Revival residence beneath a side-gable roof with overhanging and returned eaves and exposed rafter tails. The house is built on a brick foundation and clad in clapboard. A 1-story two-bay open porch covers the central entrance, with a flat roof protected by a railing. A full-width 1-story enclosed porch spans the west side with a shed roof. The corner lot slopes up slightly, with a driveway at the rear and no garage.
122 Kensington Rd & Lancaster*	ca. 1915	1 Contributing	A 2-story frame single-family residence set on a raised foundation, clad in clapboard and wood shingles, and surmounted by hipped roof with a gable dormer with full eave return on the front and east roof planes. The symmetrical facade has a center entrance flanked by sidelights, and fronted by a small porch with gable roof supported by iron columns and railings.
125 Kensington Rd & Lancaster*	ca. 1915	1 Contributing	A 2-story frame two-family residence on a rectangular footprint under a gable roof with the main facade oriented east towards Lancaster Street. There is a shed dormer on the south roof plane and a gable wall dormer on the north. A nearly full width entrance porch supported by round columns is mostly obscured by vegetation.

Address	Date of Construction	Status	Description
620 Kensington Rd & Miles Ave	ca. 1915	1 Contributing	A 1.5-story frame single-family residence clad in wooden shingle siding and surmounted by a steeply pitched side-gable saltbox roof, with the longer roof in the front and exposed rafter tails. The north façade facing the street has two bays, including a single entrance on the west beneath an open one-bay porch. A shed-roof dormer extends nearly the entire length of the front roof from the roof peak, with triple windows and exposed rafter tails. The corner lot slopes to the rear, creating a raised basement with a porch, and there is a driveway on the west but no garage.
518 Kensington Rd & Roosevelt*	ca. 1915	2 Contributing	A 1.5-story frame single-family residence with Colonial Revival elements, surmounted by a side-gable roof. The house is built on a rusticated cast block foundation and clad in clapboard on the first story and wooden shingles on the second. The front roof extends beyond the north façade at a steeper pitch to form a full-width 1-story open porch supported by Foursquare wooden columns, with deeply returned eaves and an entablature with dentils. The corner lot slopes down slightly from street, with a driveway on the west and a front-gable one-car garage.
521 Kensington Rd & Roosevelt*	ca. 1915	2 Contributing	A 1.5-story frame single-family Dutch Colonial residence beneath a side-gable gambrel roof with full-width dormers extending from the upper roof pitch on both the front and back. The house is built on a rusticated cast block foundation and clad in vinyl siding. An enclosed 1-story porch projects from the east side with a hipped roof. An exterior brick chimney rises on the east within the enclosed porch. The corner lot is level, with a driveway leading to a contributing detached one-car garage with a front-gable roof.
702-04 Lancaster Ave	ca. 1910	1 Contributing	A 2.5-story multi-family residence beneath a hipped roof with thick fascia board, gable dormers on either side and a projecting front gable with full eave return and Palladian window. The gable roofs a second-story porch which widens to full-width on the first story, supported by rounded, fluted columns. The windows are six-over-one in trim, and there is a 2-story semi-hexagonal bay projection on the north elevation. The foundation is rusticated cast block, the first story is clad in narrow clapboard, and the second story has alternating bands of narrow and wide boards. The house sits atop a sloped lot with stone half-walls and stairs at the base of the lot.
708-10 Lancaster Ave	ca. 1910	1 Contributing	A 2.5-story multi-family residence beneath a side gable roof with frieze trim, full eave return, and a centered gable front dormer with eave returns. There is a half-width 2-story porch in the front on thick square columns, with a single-sash window of pentagonal panes behind the second story, while the other half of the front façade contains tripartite windows with one-over-one windows on the sides, and a large blank window with diamond-paned transom in the center. All windows have thick trim. The house sits on concrete foundation and is clad in narrow clapboard save for the side gable ends, which appear to contain wide wood boards.
712 Lancaster Ave	ca. 1910	2 Contributing	A 2.5-story residence atop stone block foundation and beneath a high-pitched side gambrel roof with overhanging flared eaves, full eave returns, and two dormers of paired windows in the front, attached by the same hipped canopy. The southern corner of the front façade contains the door within a wide arched doorway, filled in by wide sidelights, with a matching wide arched window on the perpendicular corner, adorned by impostes and trim. The entrance is fronted by curved half-walls of matching shingles with the house itself. The other half of the front façade contains a semi-hexagonal bay of six-over-one windows with an eight-over-one center window; the windows for the house are largely six-over-one, all in trim. A driveway to the south leads to a hipped one-car garage.
715 Lancaster Ave	ca. 1910	2 Contributing	A 2.5-story residence beneath a side gable roof with overhanging eaves, topped by a centered shed-roofed dormer with three squat grouped windows. The five-bayfront fenestration is nearly symmetrical, with a gable portico on turned spindle columns and sidelights flanking the door, a sliding window above, and six-over-six windows on the sides, all in trim. The house sits on stone foundation and is clad in wide clapboards. On the south elevation is a screened-in porch, and by the north elevation is a driveway to a gable two-car garage.

Address	Date of Construction	Status	Description
716 Lancaster Ave	ca. 1910	1 Contributing	A 2.5-story residence beneath a jerkinhead roof with cross gables, underscored by thick fascia board, and the gables containing full eave returns. The front gable roofs a 2-story semi-hexagonal bay projection, adjacent to which is the half-width 1-story shed-roofed porch with centered gable containing a decorative circular ornament, supported by turned-spindle columns. The foundation is ashlar stone masonry, the siding is wide clapboard, and the windows are one-over-one in trim with cornice lintels.
720 Lancaster Ave	ca. 1910	1 Contributing	A 2.5-story multi-family residence beneath a hipped roof with cross gables, underscored by thick fascia board, and the gables containing full eave returns. The front gable roofs a 2-story semi-hexagonal bay projection, and the side gable on the north elevation is overlapped by a second, slightly smaller gable. Adjacent to the front projection is a half-width 2-story porch with solid railings. The foundation is ashlar stone masonry, the siding is wide clapboard, and the windows are one-over-one in trim with cornice lintels.
726 Lancaster Ave	ca. 1910	2 Contributing	A 2.5-story residence beneath a high-pitched side gable roof, with the front slope roofing a full-width 1-story porch on thick Doric columns, topped by a centered shed-roofed dormer. Underscoring the overhanging eaves are exposed rafter tails with carved ends, which is true as well for the bracketed portico on the south elevation. The front façade is symmetrical, with two French doors on the first story and two six-over-one windows in the dormer, surrounded by trim. The foundation is brick, the siding is wide clapboard, and a driveway to the south leads to a hipped one-car garage.
732 Lancaster Ave	ca. 1910	1 Contributing	A 2.5-story residence beneath a high-pitched side gable roof, with the front slope roofing a full-width 1-story porch, topped by a centered gable dormer with three grouped windows. The porch has solid shingle-clad railings, matching the bay window, dormer, and gable ends, and thick columns of stacked stone or cast block, with rusticated cast block used throughout the first story. The windows are commonly six-over-one or have taller, blank lower panes with multi-pane transoms above; the first story windows have stone lintels and sills with, while the upper story windows have wood trim. The foundation is concrete block, and there is a brick chimney on the south elevation.
734 Lancaster Ave	-	Not Counted	Vacant Lot
741-43 Lancaster Ave	ca. 1910	1 Contributing	A 2.5-story residence beneath a tile-clad hipped roof with overhanging eaves and exposed rafter tails, fronted by a half-width hipped projection over a porch and a small hipped dormer, with a larger dormer on the sides with flattened gable roofs and barge board with boxed eaves. The porch expands to full-width on the first story, supported by thick square columns with trellises on the sides. The house has tall, narrow windows in a variety of configurations, with four-over-four and six-over-one windows on the front, and windows with decoratively-shaped transom panes along the sides, all enclosed in trim with cornice lintels. The foundation appears to be stone, the first story is clad in narrow clapboard and the second in wood shingle, and bands of trim run between the stories and down the corners.
814 Lancaster Ave	ca. 1910	2 Contributing	A 2.5-story Queen Anne-style residence beneath an L-shaped cross gable roof which has a shorter, overlapping front-gable projection over the larger front gable, each gable end marked by full eave returns, frieze trim, and decorative patterned shingles in the gable peaks. In the recess of the L is a square 3-story tower with a steep hipped roof, trim between each story, an arched window on the second story, and octagonal windows on the third, matching the octagonal window in the larger front gable. The side gable roofs a semi-hexagonal bay with curved brackets at the corners. The house is fronted by a full-width front porch which wraps around the northern corner, has mainly one-over-one windows in trim with cornice lintels, and is clad in narrow clapboard. A driveway to the north leads to a side gable barn with a centered front gable, clapboard and shingles, and boarded-up windows.
815 Lancaster Ave	ca. 1910	1 Contributing	A 2-story residence beneath a hipped roof with overhanging eaves, underscored by exposed rafter tails and large, ornate brackets, and topped by a centered eyelid window. The house is fronted by a centered hipped porch with an arched opening, ornamental keystone, and shingle-clad walls matching the walls of the house itself; the entrance is a glass-paned door with sidelights. The front fenestration is symmetrical, with one pedimented one-over-one window on either side, and one-over-one windows with entablature on the second story above, all windows in trim. The house sits atop a lot that slopes down to the north, exposing the concrete foundation with a built-in carport.

Address	Date of Construction	Status	Description
818 Lancaster Ave	ca. 1910	1 Contributing	A 2.5-story residence beneath a high-pitched side gambrel roof, fronted by a full-width hipped porch on rounded columns, a gambrel 1.5-story dormer with eave returns, and an attached shed dormer. The house sits on rusticated cast block foundation, has clapboard on the first story, and shingle on the upper stories, and contains one-over-one windows in trim with cornice lintels, often paired. There is a semi-hexagonal bay window on the south elevation and a 2-story square bay on the north.
819 Lancaster Ave	ca. 1910	1 Contributing	A 2.5-story residence beneath a high-pitched side gable roof with the flared front slope roofing a small one-bay projection next to a nearly full-width 1-story porch on Tuscan columns with turned spindle railings. The roof is topped by a wide shed dormer with frieze trim and two pairs of nine-over-one windows, with nine-over-one and six-over-one windows found throughout the house, all in trim with cornice lintels. There is a portico on the north elevation with raking trim, and a brick chimney on the south. The house is clad in clapboard on the first story and shingles on the upper.
822 Lancaster Ave	ca. 1910	1 Contributing	A 2.5-story residence beneath a high-pitched side gambrel roof with overhanging eaves and eave returns, fronted by a wide gambrel dormer containing two pairs of six-over-six windows and one smaller window in the peak. In the northern corner of the front façade are two arches in trim with impost, but with the original arched openings replaced by one-over-one windows. The foundation is concrete with glass block windows, the siding is clapboard, and the windows are four- or six-over-one in trim, often grouped, paired, or on bay windows on either side.
823 Lancaster Ave	ca. 1910	1 Contributing	A 2.5-story residence beneath a high-pitched side gable roof, which roofs a full-width 1-story front porch on square columns, and is topped by a wide shed roof dormer. The first story is clad in clapboard, the upper stories in shingle, and there is a brick chimney on the north elevation. The windows are one-over-one in trim with cornice lintels, with the dormer containing two pairs around an individual center window, and a tripartite window on the first story of the front façade.
826 Lancaster Ave	ca. 1910	2 Contributing	A 2.5-story residence beneath a hipped roof with frieze trim, with cross gables on the sides and a centered gable dormer in the front with cornice returns. The house is fronted by a full-width front porch on square columns. The windows are largely six-, two-, or one-over-one in trim with cornice lintels, but there is a large window behind the porch with a larger bottom pane and an ornamental transom pane above. The house sits on rusticated cast block and is clad in shingles. A driveway to the north leads to a hipped one-car garage.
827 Lancaster Ave	1912	NRHP	Welsh Residence: A 2-story Tudor Revival-style residence beneath a hip-on-gable roof with full eave return and decorative half-timbering in the gable end, adorned with brackets. A large brick chimney protrudes from the hipped peak, the slope sides of the roof have gable dormers with matching ornament, and the full eave return in the front projects as a roof over the half-width entrance porch. The house has stone or concrete block foundation, is clad in stucco, and contains one-over-one windows in thick wood trim. The house sits atop a sloping lot, with the basement story exposed to the south.
828-30 Lancaster Ave	ca. 1910	1 Contributing	A 2.5-story multi-family residence beneath a front gable roof with a cross gable on the slope sides and an overlapping half-width gable in the front, above a 2-story semi-hexagonal bay projection. The house is fronted by a full-width hipped porch which narrows to about 2/3 width on the second story, supported by rounded columns. The house sits on concrete block, has a brick chimney on the north elevation, is clad in clapboard on the first story and shingles on the upper stories. The windows are mainly one-over-one in trim, with a diamond-paned window in the overlapping gable, a three-over-one in the main gable, and small windows with decorative panes around the chimney.
831 Lancaster Ave	ca. 1910	1 Contributing	A 2-story residence beneath a high-pitched side gable roof with the front slope roofing a full-width 1-story porch on columns, topped by a wide shed dormer. The entrance is in the center, with a grouped set of three one-over-one windows on either side, and there are two paired one-over-one windows in the dormer, all in wood trim. The siding is wood shingle.
834-36 Lancaster Ave	ca. 1910	2 Contributing	A 2.5-story residence beneath a high-pitched hipped roof with overhanging eaves and exposed rafter tails, flanked by hipped roof dormers and fronted by a nearly full-width hipped porch with a hipped sunroom above. The porch has solid railings and paired columns with trellises in between them. The foundation is concrete block with glass block windows, the siding is wide clapboard, and the windows are one-over-one in trim, with some six-over-one windows on the south elevation. A driveway to the north leads to a gable two-car garage clad in wood panels.

Address	Date of Construction	Status	Description
838 Lancaster Ave	ca. 1910	1 Contributing	A 2.5-story residence beneath a hipped roof with overhanging eaves and fascia board, flanked by hipped roof dormers, and fronted by a half-width gable projection and a gable roof dormer, both with full eave returns. The dormer contains one squat ten-pane window, and the projection roofs the second story of the porch, which expands to full-width on the front facade, and the front windows are grouped in three; all windows have thick trim and cornice lintels. The house sits on concrete block foundation and is clad in vinyl clapboard.
841 Lancaster Ave	ca. 1910	1 Contributing	A 2-story residence beneath a high-pitched side gable roof with exposed rafter tails, whose front slope roofs a half-width front porch and half-width enclosed projection. The porch has solid railings and thick shingle-clad piers of the same horizontal boards as the house itself. The roof is topped by a gable dormer with raking trim and a small balcony. The windows are one-over-one in trim.
842 Lancaster Ave	ca. 1910	1 Contributing	A 2.5-story residence beneath a side gable roof with a cross gable projection in the front, all gables underscored by full eave returns and frieze trim. Beneath the front gable is a second-story semi-hexagonal bay, with a full-width porch below and a half-width porch adjacent to it, supported by square columns. The windows are one-over-one or six-over-one in trim with cornice lintels, often grouped or paired, and the house is clad in wide, flat boards.
846-48 Lancaster Ave	ca. 1925	2 Contributing	A 2.5-story residence beneath a hipped roof with overhanging eaves and fascia board, fronted by a gable projection with full eave return and a Palladian window of diamond-shaped panes. The projection roofs the arched second-story porch, which expands to a full-width porch below on square columns. One half of the front contains a 2-story semi-hexagonal bay projection, with the two doors in the other half. The foundation is stone or concrete block with a brick chimney on the south slope, the siding is clapboard on the first story and alternating rows of narrow and wide shingles on the second, and the windows are either six-over-one or four-over-one with wood trim and cornice lintels. A driveway to the south leads to a hipped two-car garage.
847 Lancaster Ave	-	Not Counted	Vacant Lot
851 Lancaster Ave	ca. 1910	1 Contributing	A 1-story, 3-bay residence clad in wood clapboards and featuring a low-slung hipped roof, extending over a full-width porch and set on a steep slope high above the road. The porch is clad in removable screens featuring flat, panelled columns and wood members that extend beyond the facade (west). The central bay entrance features a narrow door with an arched screen, set in a flat surround with sidelights. The roof is clad in asphalt shingles.
854-56 Lancaster Ave	ca. 1910	3 Contributing	A 2.5-story Queen Anne-style residence beneath a wide, high-pitched front gable roof, with cross gables on the slope sides, a small overlapping gable in one corner of the front, a rounded second-story oriel window with a conical roof in the other corner, and a hipped full-width porch with a gable marking the entrance, containing an ornately carved pediment. The gable ends contain full eave returns and decoratively patterned fish scale-style shingles, with the front gable containing multi-pane windows and carved window trim; the roofline is underscored by a thick band of trim with depressed rectangular molding. The foundation is ashlar stone, the siding is clapboard, the windows are generally one-over-one in trim, and a band of trim separates the two stories. A driveway to the north leads to a hipped one-car garage on cast block, and adjacent to the garage is a 1.5-story gable guest house with similar materiality to the house itself.
855 Lancaster Ave	ca. 1940	1 Contributing	A 1-story, 3-bay residence clad in wood clapboards and featuring a low-slung hipped roof, extending over a full-width porch and set on a steep slope high above the road. The house rests on a concrete foundation and features a semi-open porch on the northern 2 bays, with large screened window openings and a central doorway. The south bay features a set of three casement windows with multiple light divisions. The roof has exposed joists and is clad in asphalt shingles.

Address	Date of Construction	Status	Description
858 Lancaster Ave	ca. 1910	2 Contributing	A 2.5-story residence beneath a hipped roof, with a hipped gable on the south elevation, and a centered gable in the front, with a hipped nearly full-width porch on the first story. The eaves overhang and are underscored by exposed rafter tails, with barge board and brackets in the gable. The house sits on rusticated cast block foundation with glass block windows, is clad in clapboard on the first story and shingles above, and contains mostly one-over-one windows in trim with cornice lintels; the gable, however, contains three grouped ten-pane windows in wood trim, with wood stick work around them. A driveway to the south leads to a hipped one-car garage.
859 Lancaster Ave	ca. 1910	1 Contributing	A 2-story residence beneath a high-pitched side gambrel roof, containing overhanging eaves, full eave returns, a half-circle window in the peaks, and two gable front dormers with cornice and raking trim and full returns. There is a half-width wood porch on the front adjacent to a semi-hexagonal bay, with a transom pane of decorative geometric figures over the center window. The foundation is stone block with glass block windows, the first story siding is clapboard, the second is wood shingle, and the largely one-over-one windows are in wood trim, with wood brackets on the front corners and a band of trim between the foundation and first story.
860 Lancaster Ave	ca. 1910	2 Contributing	A 2.5-story residence beneath a hipped roof with overhanging eaves and fascia board, topped by hipped dormers, and fronted by a full-width hipped extension. There is an entrance portico on the north elevation. The foundation is rusticated cast block, the siding is narrow clapboard on the first story and alternating rows of narrow and wide shingle on the second, and the windows are one-over-one in trim, save for the multi-pane dormer windows. There is plaster-like trim on the corners of the first story. A driveway to the north leads to a hipped one-car garage.
863 Lancaster Ave	ca. 1910	1 Contributing	A 2-story residence beneath a wide front gable roof with brackets along the gable, fronted by a full-width porch on slender wood columns with large brackets along the wall and a centered gable with carved barge board and a quatrefoil design in the pediment. The first story is done in stucco with half-timbering, and the second is in wood shingle, with rows of pointed shingles above the balcony doors. The front fenestration is symmetrical, with three one-over-one windows in wood trim on either side of the entrance, and two pairs of balcony doors on the second story, in trim with a small shed canopy over each. There is a vent in the gable peak, and there are windows with diamond-paned upper sashes on the south elevation.
866-68 Lancaster Ave	ca. 1910	2 Contributing	A 2.5-story multi-family residence beneath a hipped roof, with cross gables on the side, and a semi-hexagonal dormer in the front, the eaves of the roofline overhanging and underscored by fascia board. The front dormer is centered over semi-hexagonal bay windows which bisect the front façade, with one door on either side. The house is fronted by a 2-story, full-width porch on square columns. The foundation is rusticated cast block, the siding is narrow clapboard, and the windows are largely one-over-one in trim, with multi-pane windows in the dormer. A driveway to the north leads to a garage.
867 Lancaster Ave	ca. 1910	1 Contributing	A 2.5-story residence beneath a high-pitched side gambrel roof with overhanging eaves, full eave return, and a wide shed dormer in the front. There is a half-width recessed porch in one half of the front façade, with pointed arched openings, and a semi-hexagonal bay in the other half. On the north elevation the eave return is interrupted by a bay window. The siding is shingle and the windows are six-over-one or eight-over-one, often paired as in the dormer, all in thick trim.
870-72 Lancaster Ave	ca. 1910	1 Contributing	A 2.5-story multi-family residence beneath a front gable roof with cross gables and a small overlapping front gable, with overhanging eaves and fascia board. The house is fronted by a 2-story full-width porch on solid railings and thick columns, with the front façade behind split into a 2-story semi-hexagonal bay projection, and the two entrances. The foundation is rusticated cast block or tone, the walls are done in wide clapboards, and the windows are one-over-one in trim.
871 Lancaster Ave	ca. 1910	1 Contributing	A 1.5-story residence beneath a wide front gable roof, which extends to roof a full-width porch on solid railings and square columns, with trellises between them and below the roof. The double-hung windows on the front façade are grouped in four with trim and have diamond-paned upper sashes, as do the other double-hung windows on the sides, and there are multiple fixed or single-sash windows with diamond panes as well. The paired windows in the gable peak are flanked by lattice work, and there are small cross gables on the side slopes. The house is clad in clapboard.

Address	Date of Construction	Status	Description
877 Lancaster Ave	ca. 1910	1 Contributing	A 2.5-story residence beneath a hipped roof with overhanging eaves and trim, topped by a gable roof dormer with full eave return and roofline, raking, and corner trim. The house is fronted by a full-width hipped porch on rounded columns with trellises. The foundation is concrete with glass block windows, the walls are made of rusticated cast block, and the windows are one-over-one, in trim on the front, occasionally with pronounced lintels or sills. The entrance is slightly off-center, with a semi-hexagonal bay on one side and a window with a large diamond pane on the other.
901 Lancaster Ave	ca. 1915	1 Contributing	A 2.5-story frame single-family Foursquare-style residence beneath a hipped roof with narrow overhanging eaves. The house is built on a stone foundation and clad in clapboard. The façade is protected by a full-width 1-story open porch with a flat roof supported by three slender square wooden columns. A hipped roof dormer rises in the center of the front roof with a horizontal modern window, and the north side of the house contains a 1-story chamfered bay. The lot is level, with a driveway on the north and no garage.
904-06 Lancaster Ave	ca. 1915	1 Contributing	A 2.5-story frame multi-family residence surmounted by a side-gable roof with overhanging eaves and exposed rafter tails. The house is built on a rusticated cast block foundation and clad in shingles. A full-width 1-story open porch spans the façade with a flat roof and exposed rafter tails, supported by three square columns clad in shingles; an open sleeping porch is above on the north side, with a gable roof, supported by two square columns clad in shingles, and arched openings on the sides. The lot is level, with a driveway on the south and no garage.
905 Lancaster Ave	ca. 1915	1 Contributing	A 2.5-story frame single-family Foursquare-style residence with Colonial Revival and Craftsman elements and stucco siding. The hipped roof has overhanging eaves and small decorative brackets. A full-width 1-story open porch spans the façade beneath a hipped roof with overhanging eaves and small decorative brackets, supported by grouped square columns at the corners with Craftsman-type capitals. The lot rises slightly from street, with no driveway or garage.
908 Lancaster Ave	1915	2 Contributing	A 2.5-story frame single-family side-entrance residence clad in stucco and surmounted by a hipped roof with overhanging eaves and exposed rafter tails. The west façade facing the street includes two bays, both opening to a less-than-full-width 1-story open porch with a hipped roof and exposed rafter tails, supported by Foursquare wooden columns with Craftsman style capitals. Hipped roof dormers rise from the front and both side roofs. The lot is level, with a driveway on the north and a detached two-car garage with a hipped roof at the rear of the lot.
909 Lancaster Ave	1915	1 Contributing	A 2.5-story frame single-family Foursquare-style residence surmounted by a hipped roof. The house is built on a stone foundation and clad in clapboard. The asymmetrical three-bay west façade facing the street is protected by a full-width 1-story open porch with a hipped roof, supported by five round wooden columns with small Doric capitals. A hipped roof dormer rises in the center of the front roof. The lot rises slightly from the street, with a driveway on the south and no garage.
912 Lancaster Ave	1915	2 Contributing	A 2.5-story frame single-family residence with Colonial Revival elements, beneath a side-gable roof with pedimented gables and dentil moldings. The house is built on a rusticated cast block foundation and clad in clapboard. A two-bay section projects slightly from the center of the east façade facing the street. The two-bay façade features a less-than-full-width 1-story open porch with a hipped roof and dentil moldings supported by grouped square columns with small Doric capitals. The lot is level, with a driveway on the south and a contributing detached two-car garage with a hipped roof at the rear of the lot.
913 Lancaster Ave	1915	1 Contributing	A 2-story frame single-family residence, with clapboard siding on the first floor and shingles on the second, beneath a front-gable roof. The west façade facing the street is dominated by a full-width enclosed 1-story porch with a flat roof and a shallow gable above the entrance on the north. An exterior brick chimney rises on the south side of the house. The lot rises slightly from the street, with a driveway on the north and no garage.
916 Lancaster Ave	1915	1 Contributing	A 2.5-story frame single-family residence beneath a hipped roof. The house is built on a rusticated cast block foundation and clad in vinyl siding. The western façade facing the street features a full-width 1-story open porch with a hipped roof supported by modern unfinished square wooden posts; a small gable rises from the porch roof eave above the entrance bay. A hipped roof dormer rises from the front and both side roofs. The lot is level, with a driveway on the north and no garage.

Address	Date of Construction	Status	Description
917 Lancaster Ave	1915	1 Contributing	A 2.5-story frame single-family residence surmounted by a front-gable roof with overhanging eaves on both sides and a pedimented front gable. The house is built on a stone foundation and clad in clapboard on the first story and shingles on the second. The west façade facing the street is dominated by a full-width 1-story enclosed porch with an off-center door on the south beneath a pedimented gable; the rest of the porch roof is hipped. The lot rises slightly from the street, with no driveway or garage.
920 Lancaster Ave	1915	2 Contributing	A 2.5-story frame single-family residence surmounted by a side-gable roof with overhanging eaves and exposed rafter tails. The house is built on a rusticated cast block foundation and clad in stucco on the first story and wooden shingles on the second. The façade is protected by a less-than-full-width 1-story open porch with a shed roof and a steeply pitched gable rising above the central entrance bay, supported by Foursquare wooden columns with small Doric capitals. The lot is level, with a driveway on the north leading to a one-car garage with a hipped roof.
924-26 Lancaster Ave	1915	1 Contributing	A 2.5-story frame multi-family residence beneath a hipped roof. The house is built on a rusticated cast block foundation and clad in vinyl siding. The two-bay west façade facing the street features two adjoining single doors in a single projecting section on the south and a chamfered bay on the north; the second floor has a single door within the open sleeping porch on the south and a matching chamfered bay on the north. The lot is level, with a driveway on the north and no garage.
928-30 Lancaster Ave	ca. 1910	2 Contributing	A 2.5-story multi-family residence beneath a hipped roof with hipped dormers, underscored by frieze trim, and fronted by a 2-story hipped porch on square columns. Half of the front contains a 2-story semi-hexagonal bay projection, with the entrance doors in the remaining half. The foundation is rusticated cast block, the first story is clad in narrow clapboard, the second story is clad in wood shingle, there is a brick chimney on the north elevation, and the windows are largely one-over-one in trim with cornice lintels, save for the front windows of the bay projections, which have transom panels of decorative panes. A driveway to the north leads to a gable garage.
932 Lancaster Ave	ca. 1910	1 Contributing	A 2.5-story residence beneath a wide front gable roof, with overhanging eaves, full eave return, and raking trim with bordering shingles. The second story of the house overhangs the first and tapers slightly toward the top, but with windows placed flush against the wall. The house is fronted by a porch on solid railings, square columns and brackets located in the northeast corner, where the wall is recessed, and adjacent to the porch is a square bay containing a tripartite window, where one-over-one windows flank a center window with a transom pane. The walls are clad in shingles and the windows are largely one-over-one in trim, paired on the front, with a pair of six-pane windows in the gable.
936 Lancaster Ave	ca. 1910	1 Contributing	A 2.5-story residence beneath a high-pitched side gable roof with a wide shed dormer in the front and overhanging eaves. There is a recessed porch in the northeast corner with solid railings, square columns, and wide angular arched openings, and there are oriel windows on either side elevation. The house sits on concrete foundation, is clad in wide clapboard, and has one-over-one windows in trim, with two paired windows in the dormer and a set of three windows in the square bay on the front façade.
939 Lancaster Ave	ca. 1925	2 Contributing	A 2.5-story residence beneath a front gable roof with overhanging eaves, exposed rafter tails, corner brackets, and curved barge board, and topped by hipped dormers. The house is fronted by a full-width gable porch matching the style of the roof, with trim along the bottom and thick square columns. The house sits on concrete block with glass block windows, is clad in clapboard on the first story and shingles on the second, and has a brick chimney on the north elevation. The windows are largely six-over-one in trim with cornice lintels, with three grouped windows in the gable, two individual windows on the second story, and one tripartite window on the first, with six-over-one windows flanking an eight-over-one. A driveway to the north leads to a hipped garage.
940 Lancaster Ave	ca. 1910	1 Contributing	A 2.5-story residence beneath an L-shaped cross gable roof, with full cornice returns on each gable, topped by a matching gable dormer on the south elevation, and fronted by a gable half-width porch in on square columns. The first story of the front gable section has beveled corners as a semi-hexagonal bay. The foundation appears to be concrete, and the windows are one-over-one in trim.

Address	Date of Construction	Status	Description
943 Lancaster Ave	ca. 1910	1 Contributing	A 2.5-story residence beneath a high-pitched hipped roof with hipped dormers on the sides and a wide gable dormer in the front, the overhanging roofline underscored by frieze trim and the gable containing fish-scale shingles in the peak. The house is fronted by a full-width hipped porch on Tuscan-style columns. The house sits on rusticated cast block foundation, is clad in narrow clapboard siding, and contains one-over-one windows in trim with cornice lintels which, on the second floor, about the roofline trim. The first-story front windows also have transom panes above, and there is trim down the corners and above the foundation of the house.
944-46 Lancaster Ave	ca. 1910	1 Contributing	A 2.5-story multi-family residence beneath a front gable roof with frieze trim and full cornice return, and with a large cross gable on the side slopes. There are small overlapping gables in the south and front gable containing small six-pane windows, and there is a 2-story semi-hexagonal bay projection on the front and north elevations and a square bay on the south. The house is fronted by a 2-story porch with square columns. The house sits on rusticated cast block foundation, is clad in horizontal boards, and contains one-over-one windows in trim with cornice lintels.
947 Lancaster Ave	ca. 1910	2 Contributing	A 2.5-story residence beneath an overhanging side gable roof with frieze trim and full cornice return, fronted by a gable roof dormer with cornice returns and a Palladian window. The house is fronted by a full-width front porch on rounded columns. The house sits atop rusticated cast block foundation with glass block windows, is clad in narrow clapboards, and contains one-over-one windows in trim with cornice lintels, which about the trim on the second story, as well as trim down the corners of the walls. A driveway to the north leads to a gable two-car garage.
948-50 Lancaster Ave	ca. 1910	1 Contributing	A 2.5-story multi-family residence beneath a front gable roof with frieze trim and full cornice return, a large cross gable on the side slopes, and a small overlapping gable on the front facade above a 2-story semi-hexagonal bay projection. There is another matching projection on the north elevation and a square one on the south, and there is a small six-pane window in the overlapping gable, with a band of trim running across the lintels of each gable window. The house is fronted by a 2-story full-width porch on square columns. The house sits on rusticated cast block foundation, is clad in horizontal boards, and contains one-over-one windows in trim with cornice lintels.
951 Lancaster Ave	ca. 1910	1 Contributing	A 2.5-story residence beneath an overhanging side gable roof with frieze trim and full cornice return, topped by a hipped roof dormer and fronted by a hipped full-width porch. The front fenestration is nearly symmetrical, with an off-center entrance flanked by one-over-one windows on either side, two windows on the second story, and tripartite windows in the dormer. The house sits atop rusticated cast block foundation, is clad in narrow clapboard with trim down the corners, and has largely one-over-one windows in trim with cornice lintels which, on the second story, about the roof trim.
954 Lancaster Ave	ca. 1910	1 Contributing	A 2.5-story residence beneath a side gable roof with overhanging eaves, topped by a shed roof dormer, and fronted by a hipped full-width porch on square columns. The house sits on seemingly concrete foundation, is clad in horizontal boards with a band of trim between the first two stories, and contains largely one-over-one windows in trim with cornice lintels, paired in the gables and in an oriel on the south elevations. There is a pair of single-pane windows in the dormer.
955 Lancaster Ave	ca. 1910	2 Contributing	A 2.5-story residence beneath a hipped roof with overhanging eaves and roofline trim, topped by a hipped roof dormer with a set of three grouped double-hung windows with diamond-shaped panes. The house is fronted by a full-width hipped porch on square columns. The house sits on rusticated cast block foundation with glass block windows, is clad in narrow clapboard siding with trim down the corners and above the foundation, and contains one-over-one windows in trim with cornice lintels, with the second-story windows abutting the roofline trim, and the front windows flanked by louvered shutters. A driveway to the north leads to a hipped two-car garage.
956 Lancaster Ave	ca. 1910	1 Contributing	A 2.5-story residence beneath a front gable roof with overhanging eaves and full eave return, fronted by a hipped enclosed porch with a ribbon of one-over-one windows. The entrance is behind a gable portico on the north elevation, adjacent to a brick chimney, and there is an oriel window on the south elevation. The windows are one-over-one in trim, with tripartite windows in the gable where the center window is larger, and the front fenestration is symmetrical with two individual windows above the porch. The house is clad in horizontal boards and has trim down the corners of the walls.

Address	Date of Construction	Status	Description
959 Lancaster Ave	ca. 1910	1 Contributing	A 2.5-story residence beneath a high-pitched hipped roof with fascia board and dormers, which are gable with full cornice return and fish scale shingles in the front and hipped on the sides. The house is fronted by a hipped full-width front porch on Tuscan columns. The front fenestration is mostly symmetrical, though the door is slightly off-center and built into a small projection, with windows on either side topped by decorative transom panes, and two one-over-one windows on the second story with louvered shutters. The house sits on rusticated cast block foundation, is clad in clapboard, and has trim down the corners and around the largely one-over-one windows.
960 Lancaster Ave	ca. 1910	1 Contributing	A 2.5-story residence beneath a hipped roof with overhanging eaves and brackets, topped by hipped dormers and fronted by a hipped full-width porch. The porch has wide arched openings on thick square columns with pronounced impost. The foundation appears to be concrete with glass block windows, though most of the foundation is clad in the same shingles used to clad the house, and the windows are one-over-one in thin trim, grouped in threes in the dormers.
963 Lancaster Ave	ca. 1910	1 Contributing	A 2.5-story residence beneath a hipped roof with overhanging eaves, a gable dormer in the front, and a hipped dormer on the side. The house is fronted by a full-width hipped porch on square columns with a centered gable and decorated pediment, and there is a hipped bay window on the south elevation. The foundation is obscured by the wall cladding, which is wide clapboard, the chimney on the north elevation is brick, and the windows are one-over-one in trim with shutters.
965 Lancaster Ave	ca. 1910	1 Contributing	A 2.5-story residence beneath a high-pitched side gambrel roof, fronted by a wide gable dormer with cornice returns. The house is fronted by a full-width porch with a shed roof, supported by square columns. The foundation appears to be cast block with glass block windows, the house is clad in clapboards with trim down the corners and along the top of the foundation, and the windows are largely one-over-one in trim with cornice lintels. The front fenestration consist of three grouped windows, with two one-over-one windows in the dormer and a small window in the gable peak.
966 Lancaster Ave	ca. 1910	1 Contributing	A 2.5-story residence beneath a high-pitched side gable roof with overhanging eaves. The front slope roofs a full-width porch on wood columns, and is topped by a large 1.5-story gable dormer. The first story is clad in clapboard and the upper stories in shingles, with the front fenestration containing paired one-over-one windows in trim with cornice lintels, though the windows in the peak of the dormer are six-over-one.
969-71 Lancaster Ave	ca. 1910	2 Contributing	A 2.5-story multi-family residence beneath a side gable roof with overhanging eaves and exposed rafter tails, with gable front roof dormer and a small cross gable projection roofing a 2-story porch. The porch expands to full-width on the first story, and is supported by wide arches on thick piers with pronounced impost. The foundation is concrete block, the walls are clad in shingles, there is a brick chimney on the north elevation, and the windows are one-over-one in trim with cornice lintels, largely paired on the front fenestration.
1004-06 Lancaster Ave	ca. 1920	1 Contributing	A 2.5-story frame two-family side-entrance residence above a raised basement, clad in wooden shingles and surmounted by a hipped roof with overhanging eaves and exposed rafter tails. The west façade facing the street has a raised basement that originally consisted of an attached two-car garage but has now been enclosed. The main floor is covered by an enclosed full-width porch with a hipped roof. There is a driveway in front of the house that leads to the original basement-level attached garage.
1007 Lancaster Ave	ca. 1935	1 Contributing	A 1-story brick commercial building with a flat roof. The west façade facing the street has two bays framed by brick pilasters. Each bay contains a full-width store window with a central door in a modern metal frame. A metal cornice rises above the façade, while a cloth awning protects each bay.
1008 Lancaster Ave	ca. 1920	1 Contributing	A 2.5-story frame single-family residence in the American Foursquare style, clad in clapboard siding on the first floor and wooden shingles on the second, beneath a hipped roof with overhanging eaves. A full-width 1-story open porch spans the façade, with a shallow hipped roof supported by three square wooden columns. A hipped roof dormer projects from the front and both the north and south roofs. A 1-story square bay projects from the rear of the south side beneath a shallow hipped roof. The lot rises sharply from the street toward the façade, and there is no driveway or garage.

Address	Date of Construction	Status	Description
1009-11 Lancaster Ave	ca. 1920	1 Contributing	A 2.5-story frame two-family residence surmounted by a side-gable roof with overhanging eaves and exposed rafter tails. The house is built on a rusticated cast block foundation and clad in clapboard. A full-width 1-story open porch spans the façade, with a hipped roof over the southern two-thirds of the façade connected to a double-deck porch that covers the entrance bay on the north and a front-gable roof above the second floor. The lot is level, with a driveway on the north and no garage.
1012-14 Lancaster Ave	ca. 1920	2 Contributing	A 2-story frame single-family side-entrance residence clad in wooden shingle siding and surmounted by a steeply pitched side-gable roof with returned eaves. The east façade facing the street is dominated by a less-than-full-width double-deck porch in the center of the façade, open on the first floor beneath a partial hipped roof and enclosed on the second floor beneath a steeply-pitched hipped roof. The lot rises from the street toward the façade, with a driveway on the south and a detached contributing two-car garage with a hipped roof and exposed rafter tails.
1013 Lancaster Ave	ca. 1920	2 Contributing	A 2.5-story frame single-family residence beneath a front-gable roof with a pedimented gable. The foundation is clad in concrete, and the house is clad in clapboard. A full-width 1-story open porch spans the façade, with a hipped roof supported by three narrow Tuscan columns. A Palladian window is in the center of the pedimented front gable. The lot is level, with a driveway on the north leading to a detached contributing one-car garage with a hipped roof.
1016-18 Lancaster Ave	ca. 1920	2 Contributing	A 2-story frame two-family residence beneath a cross-gable roof. The house is built on a rusticated cast block foundation and clad in clapboard on the first story and wooden shingles on the second. The east façade facing the street has a single entrance on the south and a tripartite window in the center. The northeast corner of the house is recessed to form a 1-story open porch, with a single door facing the street and a single window on the north façade. The lot rises from the street toward the façade, with a driveway on the north leading to a detached contributing two-car garage with a side-gable roof.
1017 Lancaster Ave	ca. 1920	2 Contributing	A 2.5-story frame single-family residence surmounted by a side-gable roof. The house is built on a rusticated cast block foundation and clad in vinyl siding. A full-width 1-story open porch spans the façade, with a hipped roof supported by three narrow Tuscan columns. A large front gable dormer projects from the center of the front roof and contains a modern tripartite window. The lot is level, with a driveway on the north leading to a detached contributing two-car garage with a hipped roof.
1020-22 Lancaster Ave	ca. 1905	1 Contributing	A 2-story frame two-family residence surmounted by a hipped roof covered in raised-seam metal. The house is built on a cut stone foundation and clad in clapboard on the first story and wooden shingles on the second. A full-width 1-story open porch spans the façade, with a flat roof supported by Foursquare wooden columns. An open porch occupies the southern two-thirds of the second floor, extending from the southern corner to the polygonal bay beneath a hipped roof whose southern facet is a continuation of the main roof. The lot rises from the street toward the façade, with a driveway on the north and no garage.
1021-23 Lancaster Ave	ca. 1920	1 Contributing	A 2-story frame two-family residence beneath a side-gable roof with pedimented eaves. The house is built on a rusticated cast block foundation and clad in clapboard on the first story and wooden shingles on the second. A full-width 1-story open porch spans the façade, with a hipped roof supported by three square wooden columns, while an open porch occupies the northern half of the second-floor façade beneath a pedimented-gable roof. The lot is level, with no driveway or garage.
1024 Lancaster Ave	ca. 1920	2 Contributing	A 2-story frame single-family residence surmounted by a front-gable roof with a pedimented gable. The house is built on a rusticated cast block foundation and clad in clapboard. A less-than-full-width 1-story open porch occupies nearly all of the façade, with a shed roof supported by slender round wooden columns. A side gable projects above a shallow 2-story square bay on the north side, while the south side features a small square bay on the first floor. The lot rises slightly from the street toward the façade, with a driveway on the south leading to a detached contributing one-car garage with a hipped roof.
1025 Lancaster Ave	ca. 1905	1 Contributing 1 Non-contributing	A two-and-a-half-story frame single-family residence, clad in vinyl siding, features a cross gable roof and a shallow two-story bay on the west façade beneath a pedimented gable roof. The façade includes a single door, a tripartite window within the bay, four modern 1/1 windows on the second floor, and a full-width one-story open porch with a shallow hipped roof supported by three square wooden columns, while the house rests on a cut stone foundation with a driveway leading to a non-contributing garage built around 1980.

Address	Date of Construction	Status	Description
1027-29 Lancaster Ave	ca. 1920	2 Contributing	A 2-story frame two-family residence surmounted by a side-gable roof with a cross-gable extension to the rear. The house is built on a smooth cast block foundation and clad in vinyl siding. A full-width open porch spans the first floor, with a flat roof supported by three square columns that have been clad in vinyl. A front gable dormer projects from the north side of the front roof, while the north side of the house features an exterior brick chimney and a 2-story polygonal bay. The lot is generally level, with a driveway on the north leading to a contributing two-car garage with a hipped roof.
1028-30 Lancaster Ave	ca. 1920	1 Contributing	A 2.5-story frame two-family residence surmounted by a hipped roof with overhanging eaves and exposed rafter tails. The house is built on a rusticated cast block foundation and clad in wooden shingles. A full-width 1-story open porch spans the façade, with a shallow hipped roof supported by Foursquare wooden columns. An open porch covers the southern half of the second floor beneath a front-gable roof, the southern edge of which is a continuation of the main hipped roof. The lot rises slightly from the street toward the façade, with a driveway on the north and no garage.
1032-34 Lancaster Ave	ca. 1920	2 Contributing	A 2.5-story frame two-family residence surmounted by a hipped roof with overhanging eaves. The house is built on a rusticated cast block foundation and clad in vinyl siding. A full-width 1-story open porch spans the façade, with a shallow hipped roof supported by Foursquare wooden columns. An open porch covers the southern half of the second floor beneath a front-gable roof, the southern edge of which is a continuation of the main hipped roof. The lot rises slightly from the street toward the façade, with a driveway on the south and a contributing detached two-car garage with a hipped roof and bellcast eaves.
1033 Lancaster Ave	ca. 1905	1 Contributing	A 2.5-story frame single-family residence surmounted by a hipped roof. The house is built on a rusticated cast block foundation and clad in clapboard. A less-than-full-width 1-story open porch spans the majority of the façade, with a hipped roof supported by Foursquare modern wooden posts and a gable rising from the eave above the entrance on the south. A gable dormer rises from the main roof eave on the south side, while a hipped roof dormer projects from both the east and west roofs. The lot is generally level, with a driveway on the south and no garage.
1035 Lancaster Ave	ca. 1920	1 Contributing	A 2-story frame single-family American Foursquare residence beneath a hipped roof with overhanging eaves. The house is built on a rusticated cast block foundation and clad in vinyl siding. A 1-story one-bay open porch protects the entrance beneath a front-gable roof and returned eaves, with blind fretwork in the gable, that is supported by paired wooden Tuscan columns. The lot is level, with a driveway on the south and no garage.
1036 Lancaster Ave	ca. 1920	2 Contributing	A 1.5-story frame single-family residence surmounted by a side-gable roof with overhanging eaves. The house is built on a rusticated cast block foundation and clad in vinyl siding. The façade is recessed behind the overhanging front roof, creating a full-width 1-story open porch supported by three square wooden columns clad in vinyl. The lot rises slightly from the street toward the façade, with a driveway on the north and a detached contributing two-car garage with a side-gable roof.
1038-40 Lancaster Ave	ca. 1920	1 Contributing	A 2-story frame two-family residence beneath a front-gable roof. The house is built on a cast block foundation and clad in vinyl siding. The façade is dominated by a full-width open double-deck porch with a flat roof above the first and second floors, both supported by square wooden columns. The lot rises slightly from the street toward the façade, with a driveway on the south and no garage.
1043 Lancaster Ave	ca. 1920	2 Contributing	A 2-story frame single-family residence surmounted by a hipped roof with overhanging eaves. The house is built on a rusticated cast block foundation and clad in clapboard on the first story and wooden shingles on the second. A less-than-full-width 1-story open porch spans most of the façade, with a shallow front gable supported by two square wooden columns; the gable is decorated with contrasting vertical boards. The lot is level, with a driveway on the south leading to a detached contributing two-car garage with a hipped roof and faced in rusticated cast block.
1045-47 Lancaster Ave	ca. 1920	2 Contributing	A 2-story frame two-family residence surmounted by a hipped roof with exposed rafter tails. The house is built on a rusticated cast block foundation and clad in clapboard. A full-width 1-story open porch spans the façade beneath a shallow hipped roof with small dentil moldings, supported by Foursquare wooden columns with slender Doric capitals; an open porch spans the southern half of the second floor beneath a hipped roof whose southern edge is a continuation of the main roof. The lot is level, with a driveway on the south leading to a detached contributing two-car garage with a hipped roof.

Address	Date of Construction	Status	Description
1046 Lancaster Ave	ca. 1920	1 Contributing	A 1.5-story frame single-family residence beneath a side-gable roof with overhanging eaves. The house is built on a rusticated cast block foundation and clad in clapboard, with wooden shingles on the porch. The façade is recessed behind the overhanging front roof, forming a full-width open porch supported by a broad square column at both corners. The lot rises slightly from the street toward the façade, with a driveway on the north and no garage.
1048 Lancaster Ave	ca. 1920	2 Contributing	A 2-story frame single-family residence surmounted by a side-gable roof with overhanging eaves. The house is built on a rusticated cast block foundation and clad in wooden shingles. A full-width 1-story open porch spans the façade beneath a shallow hipped roof with exposed rafter tails, supported by three square wooden columns with small diagonal brackets. The lot rises from the street toward the façade, and there is a driveway on the north leading to a detached contributing one-car garage with a front-gable roof.
1049 Lancaster Ave	ca. 1920	1 Contributing	A 2-story frame single-family residence beneath a shallow hipped roof with overhanging eaves. The house is built on a rusticated cast block foundation and clad in vinyl siding. The west façade facing the street features a 2-story polygonal bay occupying the south half, with all replacement windows, including a single bay window in the center facet of the first floor. The lot is level, with a driveway on the north and no garage.
1051 Lancaster Ave	ca. 1920	1 Contributing	A 1.5-story frame single-family residence beneath a side-gable roof with overhanging eaves. The house is built on a rusticated cast block foundation and clad in vinyl siding. The west façade facing the street is recessed behind the front roof to form an open porch. The house has been modified by enclosing the porch with a bank of modern windows across the northern two-thirds of the façade. The southern bay of the façade is recessed, with a main single door the house and a door leading to the enclosed porch. The lot is level, with a driveway on the south and no garage.
1054 Lancaster Ave	ca. 1920	1 Contributing	A 2-story frame single-family side-entrance residence clad in vinyl siding and surmounted by a front-gable roof with returned eaves in the front and overhanging eaves on the sides. The east façade facing the street has a central door leading to a less-than-full-width open 1-story porch with a hipped roof and rafter tails, supported by Foursquare wooden columns. A hipped-roof dormer projects from both the north and south side roofs. The lot rises slightly from the street toward the façade, with a driveway on the south and no garage.
1056-58 Lancaster Ave	ca. 1920	2 Contributing	A 2-story frame two-family residence surmounted by a hipped roof. The house is built on a rusticated cast block foundation and clad in vinyl siding. A full-width 1-story open porch spans the façade beneath a shallow hipped roof supported by Foursquare wooden columns; an open porch covers the southern half of the second floor beneath a projecting hipped roof whose southern roof is a continuation of the main roof. The lot rises gently from the street toward the façade, with a driveway on the south leading to a detached contributing two-car garage with a hipped roof and exposed rafter tails.
1057-59 Lancaster Ave	ca. 1920	2 Contributing	A 2-story frame two-family residence beneath a hipped roof. The house is built on a rusticated cast block foundation and clad in clapboard on the first story and wooden shingles on the second. A full-width 1-story open porch spans the first floor, with a hipped roof supported by Foursquare wooden columns. The north side of the house features a 2-story shallow polygonal bay. The lot is level, with a driveway on the south leading to a one-car garage with a hipped roof.
1060-62 Lancaster Ave & Broad St	ca. 1920	2 Contributing	A 2-story frame two-family residence surmounted by a front-gable roof with overhanging eaves and horizontal brackets. The house is built on a rusticated cast block foundation and clad in clapboard. The east façade facing the street is dominated by a full-width open double-deck porch, with three 2-story fluted square wooden columns supporting the overhanging pedimented front gable. The corner lot is generally level, with a short driveway leading to a detached contributing two-car garage to the rear of the house.
1061 Lancaster Ave & Broad St	ca. 1905	1 Contributing	A 2-story frame single-family residence beneath a cross-gable roof. The house is built on a rough-cut stone foundation and clad in clapboard. The northern half of the west façade facing the street is formed by a projecting 2-story bay with a front-gable roof; the north side of which is continuous with the main roof. A 1-story open porch with a hipped roof wraps around the southwestern corner of the house, supported by replacement decorative metal columns. The corner lot is level, with a driveway leading to the rear of the house and no garage.

Address	Date of Construction	Status	Description
1106 Lancaster Ave & Broad St	ca. 1925	1 Contributing	<p>Edward Smith Elementary School: A 1-story, 12-bay brick and concrete Colonial Revival elementary school with a transverse "I" plan with a side gable roof. The facade (north) is symmetrical, with pavilions at each end bay featuring exposed joists and brackets and 3/4 arched entrance vestibules flanking a long row of window sills along the hall. Fenestration consists of double-hung, 12/9 metal windows, primarily in groups of three and set in metal surrounds. Additions extend from the rear (south) of the building.</p>
919 Lancaster Ave & Buckingham*	1915	2 Contributing	<p>A 1.5-story frame single-family residence surmounted by a distinctive cross-gable gambrel roof with gables rising from projecting eaves on all four sides. The house is built on a stone foundation and clad in clapboard, with shingles on the gables. The south half of the west facade facing the street is recessed behind the gable, with a double door within a slightly projecting section. The front gable has a shallow chamfered bay, while the south gable end has a square window bay beneath a shed roof. The lot is level, with a contributing detached one-car garage with a front-gable roof.</p>
935 Lancaster Ave & Buckingham*	ca. 1910	2 Contributing	<p>A 2.5-story residence beneath a high-pitched side gambrel roof with full cornice return, fronted by a large gable dormer with full eave return, frieze trim. The dormer contains two eight-over-one windows with an arched window of decorative panes and ornament around the trim, while the gambrel ends have a band of trim between the second and attic stories. There is a full-width shed-roofed front porch on thick square columns with paired brackets. The house sits on concrete block with glass block windows; the siding is clapboard on the first story and shingle on the upper stories, and the windows are eight-over-one on the second story but more varied on the first, with a tripartite window topped by transom panes on the front facade. A driveway to the south leads to a gable two-car garage.</p>
700 Lancaster Ave & Clarendon*	ca. 1910	2 Contributing	<p>A 2.5-story residence beneath a front gable roof with gables that contain raking trim, eave returns, a band of trim below the peak with brackets, and a set of three windows with decorative panes. There is a wrap-around porch in the northeast corner supported by columns of stone or textured concrete blocks. The house sits on concrete block foundation with a layer of rusticated cast block that continues through the first story, while the upper stories are clad in shingles, and there is a brick chimney on the south elevation. The windows are largely six-over-one in thick trim and are paired on the front fenestration, and there is an oriel window on brackets on the north elevation with a window flanked by decorative stained-glass panels. A driveway to the west leads to a one-car gable garage on cast block walls.</p>
973 Lancaster Ave & Kensington*	ca. 1910	2 Contributing	<p>A 2.5-story residence beneath a side gable roof with overhanging eaves and exposed rafter tails, topped by a gable roof dormer in the front. The house is fronted by a centered gable portico with boxed eaves attached to a screened-in porch on one side. On the east elevation is a brick chimney and a stained glass window in the center. The house has stucco on the first story and vinyl clapboard above, and the windows are mostly one-over-one, with a pair of four-over-one windows on the front. A driveway to the east leads to a hipped two-car garage.</p>
1001 Lancaster Ave & Kensington*	ca. 1910	Non-contributing	<p>One non-contributing building (due to lack of integrity).</p>
721 Lancaster Ave & Redfield	ca. 1910	1 Contributing	<p>A 2.5-story residence beneath a side gable roof with cornice returns, cornice and raking trim, and three gable roof dormers with cornice returns on the front facade. The front facade is three bays wide and symmetrical around a centered gable portico with entablature and thin Classical columns, flanked by six-over-six windows within arched window trim, with a single-sash window directly above the entrance. The walls are brick save for the shingles in the dormers, the windows have brick lintels and sills, there is a brick string course above the basement windows, there is a brick chimney on the south elevation, and the foundation is stone block. There are quarter-circle windows in the gable peak around the chimney, and to the east is a 2-story gable extension in clapboard.</p>

Address	Date of Construction	Status	Description
737 Lancaster Ave & Redfield	ca. 1910	1 Contributing	A 2.5-story residence beneath a high-pitched hipped roof with a centered gable in the front and a shed roof dormer on either side of the gable, with fascia board under the roofline and boxed eaves in the gable. The front fenestration is symmetrical, surrounding a central pedimented portico with columns, entablature, and dentil molding, with paired twelve-pane casement windows and a half-circle gable window; the door itself sits within a wide arched doorway with sidelights. To either side of the entrance are paired six-over-one windows bisected by full-height pilasters, a 2-story semi-hexagonal bay of six- and eight-over-one windows, and a 2-story porch of matching columns and entablature to the portico. The foundation is brick, the siding is clapboard on the first story and wood shingle on the second, and the windows are in trim.
874-76 Lancaster Ave & Stratfor*	ca. 1910	2 Contributing	A 2.5-story multi-family residence beneath a wide hipped roof underscored by frieze trim and topped by shed dormers on the front and south elevations. The front fenestration is symmetrical, with a full-width hipped porch on square columns, two doors in the center flanked by one-over-one windows, two pairs of one-over-one windows on the second story, and two pairs of narrow multi-pane windows conjoined in the dormer, all windows in trim with cornice lintels. The south elevation has an oriel window on brackets, containing six- and eight-over-one windows. The foundation is rusticated cast block and the siding is wide clapboard. A driveway to the west leads to a hipped four-car garage on with cast block walls.
900 Lancaster Ave & Stratfor*	ca. 1915	2 Contributing	A 2.5-story frame single-family Colonial Revival residence beneath a hipped roof with overhanging eaves. The house is built on a stone foundation and clad in shingles. The south side of the house has a full-width enclosed 1-story porch with a bank of one-over-one windows. A hipped roof dormer rises in the center of the front roof, with small gables rising from the eave line above the two second-floor windows on the south side. The lot is level, with a contributing detached four-car garage with a hipped roof and exposed rafter tails at the rear.
215 Lennox Ave	ca. 1920	1 Contributing	A 2.5-story residence beneath a front gable roof with overhanging eaves, front by a nearly full-width 2-story porch enclosed on the second story and supported by square columns on the first. Adjacent to the porch is a gable portico over the entrance, flanked by sidelights. There is a pair of one-over-one windows in trim in the gable peak, with mainly one-over-one windows along the sides and single-sash windows around the brick chimney on the west elevation. The house sits on concrete foundation. A driveway to the west leads to a two-car garage beneath a gambrel roof, with concrete block walls, a boarded-up single-sash window, and half-vinyl siding, half-shingles in the gambrel end.
216 Lennox Ave	ca. 1920	1 Contributing	A 1.5-story Craftsman-style residence beneath a front gable roof with a gable half-width front porch and shed dormers, exposed rafter tails underscoring the slope sides. The house is clad in wood shingles with a brick chimney on the east elevation. The windows are one-over-one in trim.
217-19 Lennox Ave	ca. 1920	2 Contributing	A 2.5-story multi-family residence beneath a side gable roof with overhanging eaves and exposed rafter tails, topped by a shed dormer on the front slope, and crossed by a half-width gable projection. Beneath the gable is a sunroom, which expands to an open full-width porch on rounded columns along the first story. The windows are one-over-one in trim throughout the house, and there is a beveled corner in the southwest. The house sits on concrete foundation and has shingle siding. A driveway to the west leads to a gable two-car garage.
225 Lennox Ave	ca. 1920	1 Contributing	A 2.5-story residence atop cast block foundation, beneath a flattened gable roof with eave returns, frieze trim, and a hipped dormer on the east elevation. In the southeast corner is a small recess for the entrance with a rounded column supporting the hipped roof, and most of the front fenestration consists of one-over-one windows in trim, save for a single-sash window in the center and a pair of sliding windows in the gable end. The house is clad in horizontal siding with shingles in the gable end, and there is a brick chimney on the west elevation.
227 Lennox Ave	ca. 1920	1 Contributing	A 2-story residence atop concrete foundation and beneath a low-pitched side gable roof. The second story of the house slightly overhangs the first in the front, and in the center of the three-bay-wide front façade there is a small gable projection containing the entrance, with Chicago windows on the walls on either side. The windows are otherwise one-over-one, with shutters on the second story of the front façade. To the west is an attached one-car garage beneath a side gable roof.

Address	Date of Construction	Status	Description
231 Lennox Ave	ca. 1920	1 Contributing	A 1.5-story residence beneath a high-pitched side gable roof, with two gable roof dormers on the front façade. The eight-over-eight windows with louvered shutters in the dormers match those on the wall below, which are separated by a central entrance beneath a small shed portico. The house sits on concrete foundation, is clad in vinyl clapboard, and has a brick chimney to the northeast. A one-car garage is attached to the east.
310 Lennox Ave	ca. 1920	2 Contributing	A 2.5-story residence beneath a hipped roof with a hipped dormer on the east and west elevation, a hipped portico above the entrance on east, and a hipped nearly full-width screened-in porch with paired columns on the north. The house sits on rusticated cast block foundation and is clad in horizontal boards, with a set of three six-over-one windows on the north and east elevation, single-sash six-pane windows around the interior chimney on the west, and all windows enclosed in trim with cornice lintels.
314 Lennox Ave	ca. 1920	2 Contributing	A 2-story residence beneath a high-pitched side gable roof, with overhanging eaves and wide shed dormers along the front and back, which have frieze trim and eave returns. The bottom slope of the gable roof continues along the perimeter of the gable ends. The northeast corner is recessed to form a small porch on thick square, tapered columns. The house sits on cast block foundation with clapboard siding, and has primarily one-over-one windows, alongside half-circle windows in the gable peaks and a large group of multi-pane single-sash windows on the front. A driveway to the east leads to a gable one-car garage.
316 Lennox Ave	ca. 1920	2 Contributing	A 2.5-story residence beneath a side gable roof with frieze trim, returns, and raking trim, fronted by a hipped screen-in porch on square columns, with another entrance beneath a gable enclosed portico on the east elevation. The windows are six-over-one in several bands of trim, evenly distributed across the three bays of the front façade where they have louvered shutters and lintels abutting the frieze trim, and less evenly distributed along the sides. The foundation is rusticated cast block and the siding is clapboard. A driveway to the east leads to a gable one-car garage.
300 Lennox Ave & Miles Ave	ca. 1920	2 Contributing	A 2.5-story residence beneath a side gable roof on a corner lot, with the entrance behind a shed-roofed portico in the center of the slope side facing Miles Ave to the west, and a full-width shed-roofed porch on the gable end facing Lennox to the north, supported by paired columns with trellises between them. The slope sides are underscored by exposed rafter tails, and the barge board of the gable ends curls at the end. The house sits on rusticated cast block foundation and has six-over-one windows in trim, symmetrically distributed on the three narrow bays of the north elevation and the three wide bays of the east elevation. A driveway to the east on Lennox leads to a hipped one-car garage.
235 Lennox Ave & Strong Ave	ca. 1920	1 Contributing	A 1.5-story residence atop concrete foundation and beneath a high-pitched side gable roof, with two gable roof dormers on the front façade, each containing a six-over-one window with louvered shutters. Below the westernmost dormer is a pair of eight-over-eight windows with shutters, while below the central dormer is a small gable projection containing the entrance. A one-car garage is attached to the east.
706 Livingston Ave	ca. 1910	2 Contributing	A 2.5-story residence beneath a steep side gambrel roof, fronted by a full-width shed-roofed porch with paired brackets and a wide 1.5-story roof dormer with brackets, full cornice return, and frieze trim. In the dormer are two eight-over-one windows in trim with louvered shutters, with a covered-up horseshoe-shaped window in the pediment above, on the first story is a tripartite window with decoratively-shaped transom panes, and the side elevations have mostly eight-over-one windows in trim. There are two bay windows topped by shed roofs with frieze trim and brackets on the north elevation, and a brick chimney on the south. The foundation is rusticated cast block, the siding is narrow clapboard on the first story and shingle above, and a driveway to the south leads to a gable one-car garage.
707-09 Livingston Ave	ca. 1920	1 Contributing	A 2.5-story multi-family residence beneath a high-pitched hipped roof with hipped and shed dormers on the sides, the main roofline underscored by thick trim with brackets in the center, and the dormer roofline underscored by exposed rafter tails. The three-bay front fenestration is symmetrical, with two doors in the center, one-over-one windows on either side, and two semi-hexagonal bay windows on the second story; all windows and doors are enclosed in thick trim with cornice lintels. There is an oriel window on either side elevation supported by curved brackets, the foundation is rusticated cast block, the cladding is narrow clapboard, and trim runs down the corners and above the foundation of the house.

Address	Date of Construction	Status	Description
710-12 Livingston Ave	ca. 1930	1 Contributing	A 2.5-story multi-family residence beneath a high-pitched side gable roof with full eave return, with the front slope containing a roof dormer in one half and crossed by a projecting gable in the other, which roofs a 2-story half-width porch, with a full-width extension on the first story. The windows are one-over-one in trim, with a semi-hexagonal 2-story bay on the south elevation and paired windows in the gable above. The house sits on stone foundation and is clad in clapboard siding.
713-15 Livingston Ave	ca. 1920	2 Contributing	A 2.5-story multi-family residence beneath a front gable roof with full eave return and a small cross gable on the slope sides. Half of the front façade contains a 2-story semi-hexagonal bay, and the other half is recessed and fronted by a nearly full-width porch, which narrows on the second story; there is another semi-hexagonal bay beneath the gable on the south elevation, supported by wood brackets. The windows are one-over-one in trim, paired in the gable end with decorative pentagonal panes in the upper sash. The foundation is rusticated cast block, the siding is novelty board, and a driveway to the north leads to a hipped two-car garage.
717-19 Livingston Ave	ca. 1920	1 Contributing	A 2.5-story multi-family residence beneath a hipped roof with thick fascia board and hipped dormers on the sides. The front of the roof extends to cover a 2-story full-width porch on square tapered columns. There is a 2-story semi-hexagonal bay on the front and south elevation, containing nine-over-one windows in trim that are largely standard for the house; the dormers have squatter six-over-one windows, and next to the doors in the southwest corner is a single-sash window of decorative pentagonal panes. The foundation is rusticated cast block and the siding is clapboard.
718 Livingston Ave	ca. 1920	1 Contributing	A 2.5-story residence beneath a high-pitched hipped roof with a gable roof dormer in the front and hipped dormer on the north elevation, the gable dormer containing a tripartite window with a larger central window, and cornice returns. The house is fronted by a full-width hipped porch supported by half-height Ionic columns on cast block piers, with a small gable containing floral wood ornament in the center, and there is a semi-hexagonal 2-story bay in one corner of the front façade. The foundation is cast block, the siding is clapboard, and the windows are one-over-one in trim.
720 Livingston Ave	ca. 1900	1 Contributing	A 2.5-story residence beneath a hipped roof, with a thick band of trim underscoring the roofline, and gambrel roof dormers on the front and sides containing paired one-over-one windows and eave returns. The front façade has a full-width hipped porch on wood columns, with the door off-center behind it, surrounding by paired one-over-one windows in trim save for the individual window to the north; there is an oriel window on the north elevation, and another entrance in a sloped extension on the south elevation. The foundation is stone block with glass block windows, the first story siding is wood shingle, and the second story has wide horizontal boards.
723-25 Livingston Ave	ca. 1920	1 Contributing	A 2.5-story residence beneath a wide front gable roof with full cornice return, a cross gable in the center of the slope sides, and a narrow overlapping gable projection for the 2-story porch in the front, which is nearly half-width on the second story and nearly full-width on the first. There is a semi-hexagonal 2-story bay in the other half of the front façade and another on the south elevation, and most of the windows are one-over-one in trim, with a sliding window in the gable end, an oval-shaped window between the entrance and the bay in the front, and glass block windows in the cast block foundation. The siding is clapboard, and there is frieze trim under the roofline, with a wood bracket below the gable projection.
724-26 Livingston Ave	ca. 1900	1 Contributing	A 2.5-story multi-family residence beneath a cross gable roof with thick frieze trim running throughout the roofline, the front façade overlapping by a half-width gable atop a 2-story semi-hexagonal bay projection. The house is fronted by a 2-story porch on square columns, which wraps around the southeast corner toward the slope side wall. The windows are uniformly one-over-one in trim with cornice lintels which about the frieze trim on the second story, save for single-sash windows in the front gable. The foundation is stone and the cladding is clapboard.

Address	Date of Construction	Status	Description
727-29 Livingston Ave	ca. 1920	2 Contributing	A 2.5-story multi-family residence beneath a side gable roof with surrounding frieze trim and two hipped roof dormers on the front slope. The house is fronted by a full-width porch on square columns, which wraps around the northwest corner into the recessed entrance, where there is a second-story porch as well. The windows are one-over-one in trim with cornice lintels, and on the front façade, the first-story windows have decorative hexagonal-paned transoms, and the second-story windows have louvered shutters. The foundation is rusticated cast block and the siding is clapboard. A driveway to the north leads to a hipped one-car garage.
730 Livingston Ave	ca. 1900	1 Contributing	A 2.5-story residence beneath a high-pitched hipped roof crossed by a gable in the front with dentil molding and gable dormers with eave returns on the sides, and underscored by frieze trim with curved brackets. The house is fronted by a hipped full-width porch with a central gable, on square columns. The windows are one-over-one in trim, often with louvered shutters. The foundation is stone and the cladding is clapboard.
731-33 Livingston Ave	ca. 1930	1 Contributing	A 2.5-story multi-family residence beneath a wide, overhanging high-pitched hipped roof, which is bisected into two along the front façade. There is a symmetrical arrangement of hipped roof dormers, 2-story semi-hexagonal bays at the ends, and individual windows in the center, with a nearly full-width enclosed front porch containing two entrances. There is one hipped dormer and one oriel window on either side, as well. The foundation is rusticated cast block and the cladding is clapboard.
736 Livingston Ave	ca. 1910	1 Contributing	A 2.5-story residence beneath a side gable roof with frieze trim throughout, crossed by a slightly projecting half-width front gable with raking trim, and topped by a pedimented dormer in the other half of the front. The house is fronted by a full-width hipped dormer on grouped square columns connected by trellises, and it is flanked by an oriel window on either side. The windows are largely one-over-one in trim, with a large window on the first story containing a transom of pentagon-shaped windows, and a single-sash window next to the entrance. The foundation is textured cats block, the siding is clapboard, and there is a brick chimney on the south elevation.
737 Livingston Ave	2018	Non-contributing	One non-contributing building (due to age).
741 Livingston Ave	ca. 1920	1 Contributing	A 2.5-story residence beneath an overhanging hipped roof, with gable roof dormers containing cornice returns. The front dormer contains a tripartite window in trim with a larger central window, containing a diamond-paned upper sash, while the windows are otherwise one-over-one, often paired. The front double-door sits beneath a gable awning. The foundation is rusticated cast block and the siding is clapboard.
812-14 Livingston Ave	ca. 1900	1 Contributing	A 2.5-story Neoclassical multi-family residence beneath a hipped roof with hipped roof dormers, and fronted by a 2-story, full-width porch with full-height fluted Composite columns and matching pilasters at the ends. The roofline is underscored by frieze trim with dental molding. The front façade contains grouped windows with diamond upper panes and blank lower panes, and a single-sash window of diamond panes as well, with French doors on the second story. Otherwise, the windows are primarily one-over-one, all in trim. The house sits on concrete foundation with clapboard siding.
816 Livingston Ave	ca. 1930	1 Contributing	A 2.5-story residence beneath a front gable roof with wood gable brackets, overhanging eaves, and shed dormers on either side. The house is fronted by a full-width hipped porch on rounded, tapered columns, with a shed roof over the two sets of three one-over-one windows on the second story. In the gable peak are three grouped six-over-one windows, and around the brick chimney on the south elevation are single-sash windows with decorative panes. The house sits on cast block foundation and is clad in vinyl clapboard.
817 Livingston Ave	1928	2 Contributing	A 2.5-story Colonial Revival residence beneath a side gable roof an end chimney on the east elevation and a cross gable extension toward the back. It is a brick building with symmetrical three-bayfront fenestration, containing a door with pilasters and entablature in the center, a window with an arched spandrel on either side, and three windows above, all six-over-one in trim with shutters and brick sills. On the east elevation, facing the street, is a full-width hipped enclosed porch of six-over-one windows between columns, with a Palladian-style window in brick trim on the adjacent extension. A driveway to the north leads to a hipped two-car brick garage.

Address	Date of Construction	Status	Description
819 Livingston Ave	ca. 1920	2 Contributing	A 2.5-story residence beneath a side gable roof with overhanging eaves, cornice returns, cornice and raking trim, and paired modillions, topped by a gable central dormer with modillions and cornice returns in the front. The house is fronted by a full-width shed-roofed porch on square columns, behind which is a door flanked by sidelights, with the rest of the front fenestration consisting of eight-over-one windows in trim. The house sits on cast block foundation, it has a brick chimney on the north elevation, and the first story is clad in wide horizontal boards with alternating rows of narrow and wide wood shingles on the stories above. A driveway to the north leads to a side gable garage with frieze trim and paired modillions.
820-22 Livingston Ave	ca. 1920	2 Contributing	A 2.5-story residence beneath a hipped roof, containing a gable dormer in the front and hipped dormers on the sides, all with exposed rafter tails. The house is fronted by a full-width front porch on square columns with a pediment over the entrance containing vertical wood slats, and above it is an enclosed second-story porch. The windows on the front fenestration include a Palladian window in the dormer, twelve-over-one windows on the second story, and a single-sash window with diamond panes next to the door. The house sits on concrete block foundation, it has a brick chimney on the north elevation, and it is clad in clapboard on the first story, and wood shingles on the second. A driveway to the north leads to a hipped garage.
821 Livingston Ave	ca. 1920	1 Contributing	A 2.5-story residence beneath a hipped roof with hipped dormers and a hipped-roof full-width porch on square columns, all overhanging and underscored by frieze trim with modillions. The entrance has sidelights and an adjacent single-sash window, with eight-over-one windows in trim throughout the front fenestration and grouped six-over-one windows in the dormer. The house sits atop rusticated cast block foundation, it has a brick chimney on the north elevation, and it is clad in horizontal boards on the first story and wood shingle on the second.
824 Livingston Ave	ca. 1930	2 Contributing	A 2.5-story residence beneath a T-shaped cross gable roof with frieze trim and cornice returns. The house is fronted by a full-width hipped porch on square columns, behind which is a tripartite window and a door with sidelights, and above which is a Palladian-shaped window with a filled-in spandrel for the arch. The windows are generally one-over-one or fixed as they are in the front gable end. The house sits on rusticated cast block and is clad in vinyl clapboard, and a driveway to the south leads to a gable two-car garage.
830 Livingston Ave	ca. 1900	2 Contributing	A 2.5-story residence beneath a front gable roof with overhanging eaves, the gable front containing frieze trim, curved brackets, and geometric stick work. There are hipped dormers on either side, a hipped portico in the center of the slope side entrance on the south elevation, and a hipped enclosed porch on the east elevation with frieze trim and paired modillions. The windows are generally evenly and symmetrically distributed, four-over-one or four-pane single-sash in trim with cornice lintels. The house sits on ashlar stone foundation and is clad in wood shingles. A driveway to the south leads to a two-car garage beneath a flattened gable roof with stick work.
831 Livingston Ave	ca. 1920	2 Contributing	A 2.5-story residence beneath a side gable roof with overhanging eaves and cornice returns, topped by two small hipped dormers with flat eight-pane windows, and fronted by a hipped full-width porch on square, tapered columns. The front façade is symmetrical with two French doors, two pairs of six-over-one windows, and the dormers, with six-over-one windows are distributed more unevenly along the sides, all bound in trim. The house sits on rusticated cast block foundation with glass block windows, has a brick chimney on the south elevations, and is clad in vinyl clapboard. A driveway to the north leads to a gable one-car garage.
833 Livingston Ave	ca. 1920	2 Contributing	A 2.5-story residence beneath a side gable roof with a gable front dormer, each gable end containing brackets and curved, decorated barge board, and each slope end, including that of the full-width hipped porch, underscored by trim and exposed rafter tails. The front fenestration is symmetrical, with two French doors on the first story, two nine-over-one windows with shutters on the second, and three grouped six-over-one windows in the dormer, all in trim with cornice lintels. There is a small portico for the entrance on the north elevation. The foundation is rusticated cast block, there is a brick chimney on the south elevation, the cladding is clapboard, and a driveway to the south leads to a hipped two-car garage.

Address	Date of Construction	Status	Description
834 Livingston Ave	ca. 1920	2 Contributing	A 2.5-story residence beneath an overhanging hipped roof underscored by exposed rafter tails, and a band of roof trim with a patterned serrated edge above another band of wood trim that runs throughout the house, with another band of trim between the first and second stories. There are hipped dormers on either side and a gable dormer with stick work, barge board, and curved brackets on the front, as well as a full-width screened-in porch with square columns; the main entrance is in the center of the north elevation behind a shed-roofed portico. The windows are generally evenly and symmetrically distributed on the primary elevations and are ten-over-one or nine-over-one in wood trim, with the second story windows abutting the band of wood roof trim. The foundation is cast block or stone, the first story contains narrow clapboard, and the second story contains alternating bands of narrow and wide shingles. A driveway to the north leads to a hipped two-car garage.
835 Livingston Ave	1917	2 Contributing	A 2.5-story residence beneath a cross gable roof with the bottoms of the slope extending across the gable ends, underscored by trim and brackets, and each gable end containing raking trim and stick work. The house is fronted by a full-width hipped porch with paired columns and brackets, and the fenestration consists of eight-over-one or grouped nine-pane windows in thick wood trim. The foundation is concrete block, there is a brick chimney on the south elevation, and the first story has narrow clapboard while the second has wood shingle. A driveway to the north leads to a hipped one-car garage with bracket, concrete walls, and a metal paneled roof.
838 Livingston Ave	ca. 1900	1 Contributing	A 2.5-story residence beneath a front gable with full eave return and cornice and raking trim, which has a gable dormer on the north elevation above the gable portico entrance with fanlight and sidelights. The house is fronted by a full-width enclosed porch of grouped six-over-one windows between square columns, matching the six-over-one windows in trim and cornice lintels throughout the house. Another band of trim separates the first and second stories, there are wood corbels for the cornice returns on the dormer, the foundation is brick, and the house is clad in shingles.
839 Livingston Ave	ca. 1920	2 Contributing	A 2.5-story residence beneath a side gable roof with overhanging eaves, eave returns, and half-circle windows in the gable ends. The house is fronted by a full-width porch on rounded fluted columns with an entablature and dentil molding, matching the entrance portico in the center of the north elevation. The front fenestration is symmetrical, with two French doors on the first story and two pairs of one-over-one windows on the second, all in trim. The foundation is rusticated cast block, there is a brick chimney on the south elevation and the siding is clapboard. A driveway to the south leads to a hipped two-car garage on cast block walls.
842 Livingston Ave	ca. 1920	1 Contributing	A 2.5-story residence beneath a steep side gambrel roof underscored by frieze trim, with the front slope roofing a full-width porch on rounded columns, and containing a shed roof dormer with exposed rafter tails. The windows are six-over-one in trim, grouped in three on the front façade and in four within the dormer. The foundation is rusticated cast block, the walls are narrow clapboard on the first story and shingle on the second.
845 Livingston Ave	ca. 1920	1 Contributing	A 2.5-story residence beneath a side gable roof with overhanging eaves, fascia board, and brackets at the gable ends, topped by a squat hipped dormer on the front façade, and fronted by a full-width hipped enclosed porch of tripartite windows separated by rounded columns. The front façade is symmetrical, with three porch windows, two paired six-over-one windows with shutters above, and a pair of diamond-paned windows in the dormer, all enclosed in trim. The entrance sits beneath a gable portico on the north elevation. The foundation is cast block with glass block windows, there is a brick chimney on the south elevation, and the house is clad in clapboard.
846 Livingston Ave	ca. 1915	2 Contributing	A 2.5-story residence beneath a steep side gambrel roof underscored by frieze trim, with the front slope roofing a full-width porch of square columns with prominent capitals and an entablature with dentil molding. The front slope also contains a dormer with full cornice return, cornice and raking trim and dentil molding, with paired six-over-one windows below the pediment and a window of decorative pentagon-shaped panes within. The windows are generally six-over-one in trim, and there is an oriel window both sides. The foundation is rusticated cast block, there is a brick chimney on the north elevation, and the walls are clad in shingles. A driveway to the south leads to a hipped two-car garage.

Address	Date of Construction	Status	Description
848 Livingston Ave	ca. 1915	2 Contributing	A 2.5-story residence beneath a pedimented, overhanging gable roof, underscored by frieze trim with curved brackets, and fronted by a full-width front porch on square columns with a cornice and brackets that span the perimeter of the house. There are hipped dormers on either side, the south dormer above the centered portico entrance and the north dormer above a second-story oriel window on curved brackets. The windows are eight-over-one or six-over-one in trim, with a tripartite set in the gable peak, and two French doors lead onto the front porch. The house sits on concrete block foundation, has a brick chimney on the north elevation, and is clad in wide horizontal boards. A driveway to the south leads to a gable two-car garage with an octagonal window.
849 Livingston Ave	ca. 1915	2 Contributing	A 2.5-story residence beneath a jerkinhead roof with hipped dormers and a hipped full-width front porch on rounded fluted columns, every roofline underscored by exposed rafter tails. The front fenestration is symmetrical with two double doors on the first story, two pairs of nine-over-one windows on the second, and a pair of four-pane windows in the dormer, all in trim. The foundation is rusticated cast block, there is a brick chimney on the south elevation, and the siding is clapboard. There is a shed roof portico on the north elevation on matching columns, behind a driveway leading to a hipped two-car garage.
853 Livingston Ave	ca. 1915	2 Contributing	A 2.5-story residence beneath a side gable roof with overhanging eaves and exposed rafter tails, which on the front façade are interrupted by two small gables above the second-story windows. The gables have barge board with carved ends, large curved brackets, and a wood panel in the pediment with a circular decorative element. There is also a gable entrance portico with fanlights on the north elevation, and a full-width front porch full with two French doors, both of which stand on square columns. The foundation is rusticated cast block, there is a brick chimney on the south elevation, the house is clad in wide clapboard, and the windows are six-over-one in trim with cornice lintels. A driveway to the north leads to a hipped two-car garage.
854 Livingston Ave	ca. 1920	2 Contributing	A 2.5-story residence beneath a front gable roof with full cornice return and some stick work in the gable end, and hipped dormers on either side. The house is fronted by a flat full-width front porch on large, stucco-clad piers with pointed arch cut-outs, matching the stucco of the house itself. The windows are one-over-one in thin trim uniform in size on the front façade but varied on the sides, recessed slightly into the wall, with brick header sills and a brick header string course below the windows of the second story. The house sits on brick foundation, and a driveway to the south leads to a hipped two-car garage.
857 Livingston Ave	ca. 1915	2 Contributing	A 2.5-story residence beneath a hipped roof with overhanging eaves and exposed rafter tails, matching with its hipped dormers and the hipped roof of its full-width front porch on square columns. There is also a portico entrance with sidelights in the center of the north elevation. The windows are six-over-one on the first two stories and four-over-one in the dormers, all in trim, and there are two double doors behind the porch. The foundation is rusticated cast block, there is a brick chimney on the south elevation, and the house is clad alternating rows of narrow and wide shingles. A driveway to the north leads to a hipped two-car garage.
858 Livingston Ave	ca. 1920	1 Contributing	A 2.5-story residence beneath a hipped roof with overhanging eaves with exposed rafter tails, matching with its hipped dormers. The house is fronted by a full-width front porch on paired, square columns and has an oriel window on its south elevation. The windows are one-over-one, slightly recessed, and the door has sidelights with diamond panes. The house sits on concrete foundation and is clad in stucco with shingle-clad dormers.
860 Livingston Ave	ca. 1920	2 Contributing	A 2.5-story residence beneath an L-shaped cross gable roof, where the south half of the side gable is replaced with a shed dormer, and the north half has an indented peak. The front gable has raking trim and is bisected by a chimney flanked by quarter-circle windows, with thin fascia board throughout the roofline. The house is fronted by a full-width hipped porch on square piers, has six-over-one windows in trim, and is clad in stucco with stone/concrete window surrounds on the side elevations and concrete foundation. A driveway to the south leads to a hipped two-car garage.

Address	Date of Construction	Status	Description
865 Livingston Ave	ca. 1920	2 Contributing	A 2.5-story residence beneath a hipped roof with hipped dormers and a hipped full-width porch on square columns, every roofline underscored with exposed rafter tails. The front fenestration is symmetrical, with two porch doors flanked by sidelights, two pairs of six-over-one windows on the second story, and a pair of six-pane windows in the dormer, all in trim. On the north elevation is a shed-roofed portico for the entrance adjacent to a hipped wall dormer, and on the south elevation is a brick chimney and an oriel window on wood brackets. The foundation is cast block, and the house is clad in wood clapboard on the first story and shingle on the second. There is a shed or garage in the backyard.
866 Livingston Ave	ca. 1920	2 Contributing	A 2.5-story residence beneath a hipped roof with hipped dormers, a hipped full-width porch on square columns, and a matching hipped portico in the center of the north elevation. The dormers, portico, and porch roofs are underscored by exposed rafter tails. The front fenestration is symmetrical with two double doors on the first story, two pairs of six-over-one windows on the second, and a pair of four-over-one windows in the dormer, all in trim. The foundation is rusticated cast block and the siding is clapboard on the first story and alternating rows of narrow and wide shingles on the second.
867 Livingston Ave	ca. 1920	2 Contributing	A 2.5-story residence beneath a high-pitched side gable roof, which extends further on the front façade to roof a full-width porch with thick square columns, cornice brackets, and trellises. Behind the porch are two French doors, above it is a large gable dormer with eave returns and stick work, containing two paired six-over-one windows in trim, and on the north elevation is an entrance portico matching the porch. There is a brick chimney on the south elevation, the foundation is cast block, the siding is clapboard, and a driveway to the north leads to a two-car garage.
870 Livingston Ave	ca. 1915	2 Contributing	A 2.5-story residence beneath a hipped roof with hipped dormers, underscored by fascia board, and fronted by a hipped full-width porch on square paired columns with trellises. The front fenestration contains a tripartite window in trim on the first story, two paired nine-over-one bay windows on the second, and a single multi-pane window in the dormer. The house sits on cast block foundation with glass block windows, is clad in clapboard, and has a brick chimney on the south elevation. A driveway to the south leads to a side gable two-car garage.
871 Livingston Ave	ca. 1915	2 Contributing	A 2.5-story residence beneath a side gable roof with overhanging eaves and eave returns, fronted by a full-width hipped porch and topped by a central shed dormer. The front door has sidelights and is adjacent to a tripartite window, with two six-over-one windows on the second story and three squat six-over-one windows in the dormer, all in trim. The house sits on cast block foundation with clapboard siding, and there is a brick chimney on the north elevation next to an oriel window. A driveway to the north leads to a gable one-car garage.
701-03 Livingston Ave & Clarendon*	ca. 1910	1 Contributing	A 2.5-story residence beneath a front gable roof with full cornice return, trim, and a partial-width gable projection extending over a porch, which widens to a full-width porch on the first story, supported by rounded columns. In the other half of the front façade is a 2-story semi-hexagonal bay projection. On the south elevation is a brick chimney and another 2-story bay. The foundation is concrete, the siding is clapboard, and the windows are one-over-one in trim.
702 Livingston Ave & Clarendon*	ca. 1910	2 Contributing	A 2.5-story residence beneath a hipped roof with gambrel dormers, the roofline underscored by frieze trim and the dormers containing cornice returns. There is a full-width enclosed porch on the east elevation and a small entrance projection on the north, flanked by a brick chimney and an oriel window. The foundation is concrete, the siding is clapboard save for the stone wall or stone veneer projection, and the windows are one-over-one in trim. Attached to the house to the west is a shed roof two-car garage.
874 Livingston Ave & Stratfo*	ca. 1915	2 Contributing	A 2.5-story residence beneath a side gable roof with overhanging eaves, with a full-width hipped porch and a brick chimney on the east elevation. The front façade is three bays wide, with the sidelight-flanked entrance behind a centered portico with square columns and entablature, and six-over-one or eight-over-one windows surrounding it, either individual with shutters or grouped in threes, all in trim. The foundation is cast block, the siding is wood clapboard, and there is a gable two-car garage with full eave return and brackets to the west.

Address	Date of Construction	Status	Description
875 Livingston Ave & Stratfo *	ca. 1915	2 Contributing	A 2.5-story residence beneath a wide front gable roof with cornice and dentil molding along the slope sides, gable sides, and the raking trim. The house is fronted by a full-width hipped porch on rounded columns, and the front fenestration is mostly symmetrical save for the northernmost bay containing the entrance; there are French doors in the center, eight-over-one windows flanking and above it, and a pair of six-over-one windows in the gable, all in trim. The foundation is concrete and the siding is clapboard. On the south elevation is an eyelid window dormer, a brick chimney, and single-sash windows surrounding the chimney, and to the east is a hipped two-car garage.
1311 Madison St	ca. 1930	1 Contributing	A 2.5 story residence with Queen Anne roof details, clad with blue vinyl siding, and set on stone foundation visible from the street. The roof is hipped but centrally intersected with gable wall dormers, with box-end barge board trim and fish-scale scallop shingles in the gable ends. The two-bay south-facing main entrance has asymmetrical fenestration, with the door under a front gable 1-story porch with matching fish-scale scallop shingles.
1312 Madison St	ca. 1890	1 Contributing	A 2.5 story residence with a pedimented side gable roof and thick frieze trim, fronted by a centered almost-full-width 1-story porch with wood posts and a decorated center-gable pediment. The walls are clad in white vinyl siding contrasting with the green of the porch, cornice, and gable story, with one-over-one windows, occasionally paired along the side elevations, bound by thick trim with slightly pronounced lintels. The north façade is symmetrical save for an off-center door, and it and the porch rest upon concrete block foundation, visible from the street but less so to the north as the elevation of the narrow lot rises.
1315-17 Madison St	ca. 1920	1 Contributing	A 2.5 story multi-family residence on concrete block foundation, surmounted by a steeply pitched pedimented side gable roof intersected by a smaller, centered front gable topping off a 2-story porch, full-width on the first story but narrowing to the width of the gable on the second. The wall cladding is vinyl except for the wood-shingled gable ends, which are intersected by Stick-style stick work; also Stick-style are the porch-support braces present on both floors. A 2-story bay window appears under the gable of the west elevation, and the house extends further north with pediment gable dormers on either side of the roof.
1316-18 Madison St	ca. 1890	1 Contributing	A 2.5 story multi-family residence with a full-width 1-story porch extending part way around the east elevation, topped by a side gable roof intersected on the north façade by a centered dormer with cornice returns and a Palladian window. The porch railing contains turned spindles, and the overhang of the porch roof on the east elevation is supported by small brackets, with a second story to this porch in this northeast corner. The lay-out and fenestration of the house is highly asymmetrical, with a bay window on one half of the north façade and a 2-story bay window on the west elevation. The narrow lot slopes up slightly from the street, though the concrete block foundation is visible.
1319 Madison St	ca. 1920	1 Contributing	A 2.5 story Queen Anne-style residence with a pedimented front gable roof of wood shingles, in contrast to the vinyl siding of the walls. The south façade is split with a 2-story bay tower to the east and a 2-story wood porch atop brick foundation to the west, behind which is the main entrance; between the second and first story the house is split by a colored band stylized as a cornice, with the windows, matching in trim, set into the band as the second-story windows are set into the roof cornice. The house has small pediment gable dormers on either side, with an oriel window on the east elevation.
1320 Madison St	ca. 1900	1 Contributing	A 2.5 story multi-family residence, clad in vinyl clapboard except for a wood shingle second story, with an asphalt shingle front gable roof intersected along its slope sides by a gable dormer. A 2-story full-width porch fronts the house underneath the gable front, with square paired columns on the first story and thinner individual columns on the second. The first story porch features a door with transom lights and entablature above and one-over-one windows to the side, which match most of the building's asymmetrically distributed windows, whether paired or individual.
1322 Madison St	ca. 1890	1 Contributing	A 2.5 story multi-family residence with a pedimented front gable roof intersected along its slope sides by a gable dormer, fronted by a 2-story full-width front porch supported by square columns. The house features vinyl clapboard, doorways and largely paired one-over-one windows which both have slight entablatures, a Palladian window in the front gable, and pediment-shaped decoration over the second-story porch. The street-facing north façade is two bays wide, with grouped windows on the east half and doors on the west.

Address	Date of Construction	Status	Description
1324 Madison St	ca. 1935	1 Contributing	A 2.5 story multi-family residence with a pedimented front gable roof intersected along its slope sides by a gable dormer, fronted by a 2-story full-width porch supported by square paired columns. Each story of porch is topped with entablature molding, and the second-story porch contains arches between each pair of columns filled out in the same vinyl clapboard manner as the walls in general, while the second-story wall behind the porch has wood shingles. The street-facing north façade is two bays wide, with grouped windows on the east half and doors on the west, and the windows are generally one-over-one or single-pane, several having entablatures atop them.
1327 Madison St	ca. 1935	2 Contributing	A 2.5-story residence with a board-and-batten enclosed porch, vinyl first story, and wood shingle second story. The house appears to have been built originally in an L-shaped plan with an enclosed 1-story porch added to its southwest corner. A hipped roof surmounts the center of the house with half-width gables projecting from it to the southeast and northwest. A driveway to the west leads to a two-car front gable garage with wood clapboard siding.
1335 Madison St	ca. 1940	2 Contributing	A 2.5-story residence in the American Foursquare style with a one-bay-long extension to the north, beneath a hipped roof with overhanging eaves and hipped-roof dormers in the center of the south, west, and east elevations. The house is built on concrete foundation with a chimney in the southeast corner along the east elevation and a full-width 1-story front porch supported by exposed wood columns. To the west is a driveway leading to a two-car garage with clapboard siding and a gable roof.
1337 Madison St	ca. 1930	1 Contributing	A 2.5-story residence in an L-shape plan with a 1-story front gable extension projecting from the southwest corner, with the main entrance on its south-facing wall. The house is clad in vinyl siding, fronted by a full-width porch without a roof, and surmounted by a hipped central asphalt shingle roof with gables projecting from it to the southeast and northwest. The second-story window above the single-story entrance contains a large pane surrounded by small panes, while the rest of the windows appear to be standard one-over-one windows.
1341 Madison St	ca. 1920	1 Contributing	A 2.5-story multi-family residence with a pedimented front gable roof atop a main rectangular mass, three bays wide on the south façade, with the eastern two bays part of a one-bay-deep extension with a likewise surmounted by a front gable with full eave return and overhanging eaves, and the remaining bay containing a 1-story porch entrance. There is a hipped dormer on the west elevation and a full-height bay on the east elevation topped by a pedimented gable. The west and east elevations are clad in brick, matching the brick chimney on the east elevation, while the rest of the house is clad in vinyl siding.
1404-08 Madison St	ca. 1920	2 Contributing	A 2.5-story multi-family residence with a main pedimented front gable rectangular mass extended by one bay to the east. There are two entrances along the front-facing north façade, separated by one bay and identical in style with a round fanlight and a gable awning on turned posts above. The roof is asphalt shingle, the walls are clapboard, and the windows have thick trim and basic entablatures, often grouped in threes but paired in the gable front. A driveway to the east leads to a two-car front gable garage with clapboard siding.
1410-12 Madison St	ca. 1920	1 Contributing	A 2-story multi-family residence with horizontal siding and Italianate character in its rectangular principal mass, tall evenly-spaced window on its north façade, and low-pitched hipped roof with overhanging eaves underscored by a cornice with paired brackets. The windows are one-over-ones with pronounced lintels though along the side elevations the fenestration is irregular in spacing and size, though throughout the building the second-story windows border the cornice. The north façade is three bays wide with two doors in the northwest corner, and the lot lies lowest at this end, rising upward to obscure the foundation toward the back.
1422 Madison St & Bassett St	ca. 1920	1 Contributing	A 2.5-story residence on a corner lot with a central pedimented front gable mass flanked by 2-story side gable wings on either side, each two bays wide, but the southern is wing taller and fronted by a 2-story porch while the northern wing is shorter with a 1-story porch and entablature windows above. The walls are vinyl clapboard. The central mass is two bays wide with separate windows on the first story, two windows paired centrally together on the second, and a small six-pane gable end window above.

Address	Date of Construction	Status	Description
1310 Madison St & Beech St S	ca. 1890	1 Contributing	A 2.5-story residence surmounted by a front gable with full eave return and overhanging eaves on its principal rectangular mass, which is split in half by a 2-story hexagonal bay tower with its own pedimented gable projecting from the larger gable; a cross-gable projects by one bay from the west elevation. A full-width hipped-roof 1-story wood porch fronts the house, with the bay tower in the center and a door on either side. Ornamental brackets rest beneath the fascia of the tower's roof, the windows are short one-over-one windows with thick decorative trim, and the fascia of the porch are carved into a slight arch shape.
1326 Madison St & Cherry St	ca. 1875	1 Contributing	A 2-story Italianate residence built on concrete block foundation with brick walls and identical segmental arch windows with hood molding. The low-pitched hipped roof with wide eave overhang is underscored by paired brackets along a cornice, with brackets likewise supporting the small gable awning over the main doorway. The principal three-bay rectangular mass extends by one bay on the east elevation, a 2-story hexagonal bay tower on the west elevation. The building sits on a corner lot, its north and east elevations facing the street, with the land sloping slightly upward toward the south of the lot.
1400-02 Madison St & Cherry St	ca. 1920	1 Contributing	A 2-story multi-family vinyl siding-clad residence on a corner lot, with entrances on both the Madison Street north façade and the Cherry Street west façade. There is a central rectangular mass shorter on the north façade than the west, with a 1-story extension hosting both entrances that wraps around the northwest corner and supports a small second-story porch above the north entrance, as well as a 2-story projecting bay in the center of the west façade connected to an adjacent 1-story hexagonal bay. The roof is low-pitched and hipped with overhanging eaves, the columns for the porch and west entrance are rounded with embellished capitals, and the windows are either tall and narrow one-over-ones with entablatures or, as on the entrance extension, squatter and wider picture windows.
445 Maple St	ca. 1920	1 Contributing	A 2.5-story single-family Craftsman-style residence with a main front gable mass crossed by a side gable one story shorter, projecting by one bay to the north of the east-facing building, which contains the entrance. The pitch of the gables is steep and the eaves overhang with boxed ends and exposed rafters underneath. Most of the building is clad in stucco except for the east gable end, which is painted and overlain with vertical stick work that is likewise used around the grouped windows of the east façade.
449 Maple St & Madison St	ca. 1920	1 Contributing	A 2.5-story Craftsman-style residence on a corner lot atop stone foundation, surmounted by a side gable roof interrupted by a three-bay-wide wall dormer with a shed roof that meets the gable at its ridge. The walls are stucco, the roofing is asphalt shingle and is underscored by exposed rafters, and the plan is symmetrical except for a 1-story sunroom on the west bay of the south façade. There are multiple styles of window, including grouped ten-pane casement windows, eight-over-eight hung windows, glass block windows, and a half-elliptical window at the peak of the gable end.
704-06 Maryland Ave	ca. 1910	2 Contributing	A 2.5-story frame two-family residence beneath a cross-gable roof. The house is built on a cast block foundation and clad in clapboard on the first story, cedar shingles on the second, and vinyl siding in the east gable. There is a full-width porch on the first story with square posts and side brackets supporting a low hipped roof and a half-width porch on the south side of the second story. A 2-story chamfered projecting bay fills the north half of the façade. A north side driveway leads to a two-car garage with a hipped roof at the northwest corner of the lot.
707 Maryland Ave	ca. 1910	1 Contributing	A 2.5-story frame single-family front-entrance residence in the American Foursquare style, beneath a hipped roof with overhanging eaves and hipped-roof dormers on the north, east, and south sides. The house is built on a cast block foundation and clad in clapboard on the first floor and shingles on the second. A full-width 1-story open porch spans the west façade, with three rectangular piers with recessed panels supporting a low hipped roof. A north side driveway leads to the rear of the lot.
708-10 Maryland Ave	ca. 1910	1 Contributing	A 2.5-story frame two-family residence beneath an elongated hipped roof. The house is built on a cast block foundation and clad in shingle siding. A full-width 1-story open porch has a low hipped roof supported by Foursquare wooden piers, with a one-bay open porch above on the north side (right) beneath a projecting hipped roof supported by clusters of three piers at each corner. A north side driveway leads to the rear of the lot.

Address	Date of Construction	Status	Description
711 Maryland Ave	ca. 1910	1 Contributing	A 2-story frame single-family residence beneath a side-gable roof with returning eaves. The house is built on a cast block foundation and clad in composite shingle siding. A full-width 1-story open porch with a hipped roof, supported by Foursquare small wooden piers with Doric capitals, spans the first story. A gable dormer with returning eaves is in the center of the west roof segment. A north driveway leads to a paved area in the rear.
715-17 Maryland Ave	ca. 1910	2 Contributing	A 2.5-story frame two-family residence beneath a side-gable roof. The house is built on a cast block foundation and clad in clapboard on the first story and cedar shingles on the second. A half-width open entrance porch on the first story has wood piers supporting a seasonally enclosed second-story porch, surmounted by a large pedimented gable. A south side driveway leads to the rear of the lot.
719-21 Maryland Ave	ca. 1910	1 Contributing	A 2.5-story frame two-family residence beneath a side-gable roof. The house is built on a cast block foundation and clad in clapboard and vinyl siding. On the second story, a projecting shallow rectangular window bay is over the main entrance. To the south (right) is a chamfered window bay surmounted by a prominent gable with a single rectangular window. A 2-story chamfered window bay projects above the foundation level, midway toward the rear of the house.
723-25 Maryland Ave	ca. 1920	2 Contributing	A 2.5-story frame two-family residence beneath an elongated hipped roof with dormers and a gable-roof rear extension. The house is built on a cast block foundation and clad in shingles. A full-width 1-story open porch has a low hipped roof supported by Foursquare wooden piers that rest on a shingle-clad skirt wall and parapet. A seasonally enclosed porch projects onto the main porch roof above the entrance bay. A south side driveway leads to the paved rear of the lot and a two-car garage with a hipped roof.
729 Maryland Ave	ca. 1910	1 Contributing	A 2.5-story frame single-family front-entrance residence in the American Foursquare style, beneath a hipped roof with overhanging eaves and both hipped- and gable-roof dormers. The house is built on a cast block foundation and clad in clapboard. A full-width 1-story open porch spans the west façade, with four rectangular piers supporting a low hipped roof. On the first story, a rectangular entrance bay projects on the south side onto the porch. A south side driveway leads to the rear of the lot.
733-35 Maryland Ave	ca.1900	1 Contributing	A 2.5-story frame multi-family residence beneath a pedimented cross-gable roof, and fronted by a 2-story wood porch spanning nearly the full width of the front east façade. The east façade is six bays wide, split in half by a 2-story bay projection on one side beneath its own pedimented gable, with a similar bay projection midway along the south elevation. The walls have wood siding, frieze trim underscores the roofline, and the windows are topped with entablatures that are particularly detailed for those in the south façade gables. The house rests on a cast block foundation and is flanked by driveways on either side, the south driveway leading to a paved area behind the house.
737-39 Maryland Ave	ca. 1910	2 Contributing	A 2.5-story frame two-family residence beneath a cross-gable roof. The house is built on a cast block foundation and clad in vinyl siding. A 2-story open porch, recently rebuilt with new materials, is full width on the first story and nearly full width on the second. On the south façade, a 2-story chamfered window bay, surmounted by a large gable, projects above the foundation level midway toward the rear of the house. A south side driveway leads to a paved area behind the house and a three-car garage with a hipped roof.
741-43 Maryland Ave	ca.1900	2 Contributing	A 2.5-story frame multi-family residence atop concrete block foundation and beneath a hipped roof with an intersecting side gable and a front gable dormer, with frieze trim running along the roofline. The house is clad in vinyl siding and has a wood porch, full-width on the first story and nearly full-width save for the southernmost bay on the second, though the porch railings are made of newer material. There is a two-story hexagonal bay projection midway along the south elevation. The driveway to the south leads to a paved area behind the house with a hipped multi-car garage lacking doors.
800 Maryland Ave	ca. 1915	1 Contributing	A 2.5-story frame residence with a front-facing gambrel roof with flared eaves, which contains both the second story and the attic story. The roof itself has asphalt shingles, while the gambrel ends and the side dormers are clad in wood shingle, overhanging the mostly brick first story. The east façade has a Greek Revival-style pedimented entry porch, and the north façade has a likewise Greek Revival ¾-width one-story porch. The northeast corner is chamfered as a semi-hexagonal bay, with three one-over-one windows inside slightly arched trim.

Address	Date of Construction	Status	Description
810 Maryland Ave	ca. 1920	1 Contributing	A 2-story frame residence with a front gable roof in saltbox form, with a three-bay shed dormer along the elongated slope side on the north elevation. The east façade has mostly symmetrical fenestration barring the extra bay from the saltbox, with two paired four-over-one windows on the first story flanking the entrance, two eight-over-one windows on the second story with louvered shutters, and quarter-circle windows toward the gable peak. A ribbon of six-pane casement windows wraps around the northeast corner. The house rests on concrete block foundation with a driveway to the north.
812-14 Maryland Ave	ca. 1920	1 Contributing	A 2.5-story multi-family cross gable residence with an ornate Greek Revival-style temple-front porch. The house rests on cast block foundation and its walls are clad in rough-textured stucco, though the pediment of the porch appears stripped of any cladding. The fenestration is symmetrical, and the east façade doors, screen doors, and windows are bound in thick trim. The side windows are largely regular one-over-ones, save for one set of paired windows with diamond-patterned panes.
815 Maryland Ave	1928	1 Contributing	A 2.5-story residence in the American Foursquare style, entirely symmetrical on the west façade, beneath a hipped roof with a central hipped dormer on every elevation. The first story is fronted by an enclosed full-width sunroom on brick foundations, with vinyl clapboard contiguous with the rest of the story, while the second story appears to have wood shingles. The windows have louvered multi-paneled shutters and simple entablatures which, on the second story, connect to the frieze trim under the overhanging roof. A one-car-wide carport is attached to the north elevation, supported by square columns on brick foundations.
816-18 Maryland Ave	ca. 1920	1 Contributing	A 2.5-story multi-family residence beneath a hipped roof with likewise hipped dormers along the east, north, and south elevations, as well as a hipped projection over the second-story porch. The overhanging eaves have exposed rafters underneath. The porch is 2 stories, full-width on the first, where it is supported by thick columns, and half-width on the second, where it is supported by small grouped columns under broad arches. The north half of the east façade has a bay window on both stories, and the fenestration of both stories is generally identical, though the second story is clad in shingle instead of the horizontal siding on the first story.
819 Maryland Ave	ca.1900	2 Contributing	A 2.5-story residence under a hipped roof with matching dormers on each side, and a half-width front gable to the south that rests atop a two-story bay projection. The first story of the bay is obscured by an enclosed porch or sunroom that spans nearly the full width of the house. Thick bands of trim surround all the windows, generally one-over-ones except for the one-pane windows in the gable end and dormers. A driveway to the north leads to a 1.5-story two-car garage with a gambrel roof.
822 Maryland Ave	ca. 1910	1 Contributing	A 2.5-story residence beneath a hipped roof with a hipped dormer on the east façade and north elevation, as well as a portion of projecting hipped roof over a bay window on the second story of the east façade. There is a 1-story full-width enclosed porch with horizontal vinyl siding matching the rest of the first story, while the second story is clad in wood shingle. The hung windows throughout the house have diamond panes within the upper sash but are one-pane in the lower.
823 Maryland Ave	ca. 1920	2 Contributing	A 2.5-story residence beneath a hipped roof with hipped dormers on the west façade and the north and south elevations, as well as a pedimented front gable over the second-story bay window on the south half of the façade. The house sits on cast block foundation and is clad in horizontal vinyl siding on the first story but wood shingles on the second, with wood window surrounds, frames, and a wood full-width 1-story porch supported by square columns. The roof has overhanging eaves with exposed rafters underneath, and the main entrance has diamond-paned sidelights. A driveway to the north leads to a two-story garage.
826 Maryland Ave	ca. 1915	1 Contributing	A 2.5-story residence in the American Foursquare style with Prairie School characteristics, with an overhanging hipped roof studded by dormers and with generally symmetrical fenestration. A full-width 1-story front porch is supported by bulky corner columns with a broad arch under the hipped roof, behind which is a door with sidelights and a tripartite window with decorated upper panes and blank lower panes. The second story has two bay windows with semi-hexagonal roofing that follows their shape. The house is clad in wood shingles.

Address	Date of Construction	Status	Description
828 Maryland Ave	ca. 1890	1 Contributing	A 2.5-story residence with Queen Anne characteristics, with a hipped roof intersected by pedimented cross gables above half-width 2-story bays on the east and north elevations. The gable peaks are ornamented with decorative woodwork and scalloped shingles. There is a half-width 1-story porch on the east façade supported by rounded columns, with the roof underscored by thick frieze trim that matches the trim under the house's roofline. The house is clad in vinyl siding and rests atop stone foundations.
829 Maryland Ave	ca. 1920	2 Contributing	A 2.5-story residence under a hipped roof with a central hipped dormer on all elevations except the front west façade. The second story of the west façade has two oriel windows built under the overhanging eaves of the roof, intersecting the pattern of tripled brackets that occurs throughout the trim of the roofline. A set of steps leads to the front entrance under a small trellis, and there is also an enclosed porch on the north elevation with the same style of roofline as the central mass as well as square columns and decorative woodwork at the corners. The foundations are stone block and the house is clad in shingles. A driveway to the south leads to a two-car garage with a gable roof, ornamental brackets, and a semi-circular window.
832 Maryland Ave	ca. 1900	1 Contributing	A 2.5-story residence with a steep side gambrel roof containing the upper 1.5 stories and a large front-facing gambrel dormer in the center of the east façade, two bays wide and with the attic story as well. The house is clad in wood shingle throughout, which is angled to appear as the voussoirs of an arch around the broad arched grouped windows in the northeast corner. The arched windows on the east façade contains the entrance and is fronted by a half-width porch, while the other half of the first story has a square bay window.
835 Maryland Ave	1938	2 Contributing	A 2.5-story residence in the Colonial Revival style with a steep side gable roof that has three gable dormers along the west façade, each containing a single six-over-one window. The fenestration, three bays wide along the front, is symmetrical, with a Palladian window in the center over a main entrance with transom and sidelights that is fronted by a 1-story pedimented Classical style porch. The front windows otherwise match the dormers in style, but with simple entablatures and shutters. A driveway to the north leads to a hipped two-car garage.
842 Maryland Ave	ca. 1900	1 Contributing	A 2.5-story residence with an overhanging side gable roof underscored by exposed curved brackets along the slope side, with barge board trim along the gable ends. Two gable dormers dot the east façade, each containing one-over-one windows with simple entablatures, identical to the rest of the windows throughout the house, although some along the sides are grouped in threes or twos, and there is a 2-story bay window in the center of the east façade. The façade is fronted as well by a 2-story porch with brackets along a thick frieze, although the second story is not roofed and has exposed wooden railings rather than the more detailed and painted balustrade on the first story. The house is clad in wood shingles and sits atop a concrete block foundation, with a brick chimney exposed on the north elevation.
843 Maryland Ave	1908	1 Contributing	A 2.5-story residence with a cross-hipped roof, with the front-facing hipped mass containing a central hipped dormer, two bay windows on the second story, and a door with fanlights as well as a tripartite window on the first story behind a 1-story porch. To the south is the side-hipped mass that extends the west façade by two bays. The house rests atop cast block foundation, is clad in wood shingles and vinyl siding, and has Craftsman/Prairie features in its low, wide porch with a solid railing, typically grouped windows with decorative upper panes with a single undecorated pane below, and overhanging eaves.
846 Maryland Ave	ca. 1930	1 Contributing	A 2-story Dutch Colonial Revival residence with a steeply-pitched overhanging side gambrel roof with flared ends and two hipped dormers with paired one-over-one windows on the west façade. The south half of the west façade contains a bay window under the roofline, while the north half has a porch fronted by a flattened Gothic arch, with the porch set into the façade rather than protruding past it. The house is clad in wood shingles with wood window frames, has asphalt roof shingles, and has its foundation obscured by the wall shingles. The lot slopes upward sharply from the street.
849 Maryland Ave	ca. 1900	1 Contributing	A 2.5-story single-family residence beneath a front gable roof with overhanging eaves and curved brackets underscoring the gable end. Vertical stick work adorns the gable end, with the walls otherwise clad in wood shingles. The house is fronted by a full-width 1-story porch, containing the main entrance built into a projecting bay with sidelights, flanked by windows that have one pane on the bottom and a patterned transom pane above.

Address	Date of Construction	Status	Description
850 Maryland Ave	1929	1 Contributing	A 2-story residence beneath a side gambrel roof with flared eaves and metal panels, which is intersected by a hipped two-bay dormer along the front. The west façade has a half-width arched recessed porch and a tripartite window with four-over-one windows in the other half, which matches the paired windows in the dormer.
851 Maryland Ave	1916	1 Contributing	A 2.5-story residence with a hipped roof with a center gables on one side elevation and a hipped dormer on the other. The front west façade has a symmetrical fenestration with one-over-one windows flanked by louvered shutters on the second story, and a full-width screened-in porch with square columns on the first. There is an eyelid window dormer on the west façade.
853 Maryland Ave	1908	1 Contributing	A 2.5-story residence beneath a hipped roof and front gable dormer with pediment eave ends, with the roof extending over the 2-story full-width porch. The porch has paired square columns on each floor and arched openings on the side. The walls are clad in vinyl clapboard, and the fenestration consist mostly of one-over-one paired or grouped windows with simple entablature lintels.
854 Maryland Ave	1911	1 Contributing	A 2-story residence in the Dutch Colonial Revival style beneath a side gambrel roof with a centered two-bay dormer in the front containing paired six-over-one windows. On the gambrel end is a half-circle window close to the peak. The front wall on the first story is recessed to create a full-width porch, with the roof supported by rounded columns. The house sits on cast block foundation and has vinyl siding.
855 Maryland Ave	1987	Non-contributing	One non-contributing building (due to age).
856 Maryland Ave	ca. 1920	1 Contributing	A 2-story residence in wood clapboard beneath a side gable roof intersected by a large two-bay dormer over the front façade, which contains a pedimented gable with dentils matching the Classical roofline of the side gable, which extend over the front porch. The recessed porch has Ionic columns supporting an entablature and the overhanging roof. The lot is steep in elevation and rises toward the house, with a section of the porch projecting forward atop a one-car brick garage built into the hillside.
859 Maryland Ave	1903	1 Contributing	A 2-story single-family residence beneath a side gable roof with exposed rafter ends, with a three-bay dormer along the front containing three individual six-over-one windows. Paired and grouped six-over-one's are also present along the first story. The house is clad in vinyl clapboard with asphalt shingles along the roof.
860 Maryland Ave	1922	1 Contributing	A 2.5-story residence beneath a steep side gable roof with a front gable addition. The house is fronted by a 2-story porch that is two-thirds the building's width on the first story and one-third on the second story, where it is built into the slope of the gable with its own shed roof that connects the second-story porch with dormers that run the rest of the story's length. Each roofline is underscored by frieze trim, and the windows have simple cornices.
900 Maryland Ave	1911	1 Contributing	A 2-story single-family residence in the Craftsman style, beneath a side gable roof with a centered shed dormer along the front. The overhanging eaves of the roof are underscored by exposed rafter ends. Two-thirds of the front façade are recessed, forming a porch supported by round fluted columns, with the projecting one-third containing grouped six-over-six windows. The walls are clad in vinyl siding, and the house sits atop cast block foundation.
906 Maryland Ave	1917	1 Contributing	A 2-story Craftsman-style house atop a small hill that rises from the street. The house sits beneath a side gable roof with a two bay shed dormer in the front, which is clad in wood shingle instead of the clapboard along the first story. The house is fronted by a full-width porch with a solid half-height railing and square columns.
908 Maryland Ave	1917	1 Contributing	A 2-story Craftsman-style house that sits atop a small hill, with a one-car garage attached at a lower elevation and topped by a porch that connects to the house itself. The house is three bays wide and has a side gable roof with overhanging eaves, exposed rafters, and a two bay central dormer with a hipped roof along the front façade. The door is flanked by eight-pane sidelights, and the first story contains a ribbon of picture windows flanked by narrower eight-pane windows, possibly casement. The foundations are obscured by a wood skirt underneath the front façade, and the house has clapboard on the first story, wood shingle on the second floor, asphalt roof shingles, and a garage made of concrete or stone block.

Address	Date of Construction	Status	Description
911-17 Maryland Ave	ca. 1920	2 Contributing	A 2.5-story residence with a side gable roof intersected by a centered gable along the west façade, atop a full-height projection with tripartite windows on the first story, paired windows on the second, and a single six-pane window in the attic. The slope of the side gable extends further on the northern bay than the south, as it extends over an enclosed porch containing the entrance on the north elevation. The overhanging eaves have exposed rafters along the centered gable and the shed roof dormer above the porch. A driveway to the north leads to a two-car garage with a low-pitched gambrel roof and corrugated metal roof panels.
921 Maryland Ave	ca. 1920	1 Contributing	A 2-story house with a side gable roof with overhanging eaves surmounted by a three-bay dormer consisting of two small, connected gables, each hosting a pair of three-over-one windows with shutters. The slope of the side gable extends with a lower pitch over a nearly full-width porch in the front, supported by rounded Doric columns. The house is clad in vinyl clapboard.
923 Maryland Ave	1914	1 Contributing	A 2.5-story vinyl clapboard residence beneath a hipped roof with a hipped dormer on each side and a hipped full-width, 1-story porch in the front, with overhanging eaves along each roofline. A 2-story hexagonal bay projection occupies half of the front façade, filled with twelve-over-one windows. The porch is supported by grouped square columns carrying wide arched openings, and there is a brick chimney close to the front façade on the south elevation.
933 Maryland Ave	ca. 1915	1 Contributing	A 2.5-story house beneath a front gable roof, with the west façade containing a sunroom consisting of three groups of three one-over-one windows spanning the full width, an oriel window of six-over-one's flanked by windows with diamond panes on the second story, and a small attic window in the peak of the gable. There is a single hipped dormer on both slope sides of the house, with a brick chimney adjacent to the south side dormer. The second story, clad in vinyl siding, overhangs the first story slightly along the sides.
939 Maryland Ave	ca. 1900	1 Contributing	A 2.5-story single-family residence clad in vinyl clapboard, sitting atop cast block foundation. The house has a steep side gable roof with a saltbox addition of lower pitch than the main mass. The west façade is three bays wide, mostly symmetrical, and has a door with sidelights covered with a hipped portico supported by square columns.
945 Maryland Ave	1917	1 Contributing	A 2.5-story wood shingle residence beneath a front gable with full eave return and Classical Revival detailing in its dentils and in the bracketed frieze trim below the roofline. The roof trim is repeated between the first and second stories, wrapping around the northwest elevations of the house from a full-width extension on the west façade. The main entrance is not along the street but on the center of the north elevation, accessed through a small 1-story porch supported by square columns. The windows are generally one-over-one windows whose lintels touch the frieze of the first and second story trim.
949 Maryland Ave	ca. 1925	1 Contributing	A 2.5-story residence beneath a side gable roof with full eave return and a matching dormer along the front, containing a Palladian window. The roof slightly overhangs the house, underscored by a frieze band with brackets, and further Classical elements are found in the matching entablature under the roof of the full-width porch and in the pilasters at the corners. The house is clad in clapboard and has asphalt shingles on the roof.
951 Maryland Ave	ca. 1920	1 Contributing	A 2.5-story wood shingle residence underneath a steeply pitched front gable roof with flared ends intersected by a gable dormer with eave returns. The house is fronted by a smaller 2-story extension that repeats the same roof structure and occupies three-quarters of the width of the west façade. In the remaining quarter is the main entrance with an arched doorway and sidelights, and the fenestration consist mostly of six-over-six or eight-over-eight windows, often paired. The house sits on concrete block foundation.
700-02 Maryland Ave & Clarendon	ca. 1910	2 Contributing	A 2.5-story frame two-family residence beneath a hipped roof. Cedar shingle siding covers the entire building from the ground to the roof. The front entrance is within a full-width 1-story open porch spanning the entire first story of the east façade, supported by three shingle-clad piers. A second-story half-width open porch with a hipped roof surmounts the first-story porch south bay and abuts the primary roof. There is a frame two-car garage with a hipped roof in the rear of the lot.

Address	Date of Construction	Status	Description
701 Maryland Ave & Clarendon	ca. 1910	2 Contributing	A 2.5-story frame residence beneath a gable roof with prominent overhanging eaves and a ridge running east-west, with the tops of each main gable cut to create a small angled section. The house is built on a cast block foundation and is clad in shingle siding. A full-width seasonally enclosed first-story porch spans the west façade and retains a well-preserved decorative openwork rail of repeated squares, each filled with three shaped wooden panels. There is a frame one-car garage with a gable roof at the rear of the lot.
720-22 Maryland Ave & Redfield *	a. 1904, garage ca. 1920	2 Contributing	A 2.5-story two-family residence beneath a main gable roof running north-south facing Redfield Place and a projecting gable wing at the north end facing Maryland Avenue. The house is built on a dressed stone foundation and clad in vinyl siding. A 2-story open porch is built against the southern third of the Maryland Avenue façade, partially abutting a gable dormer. A more prominent first-story entrance is in the projecting wing and surmounted by a projecting pedimented gable supported on wooden brackets. A four-car garage with a hipped roof is to the north of the house.
734-38 Maryland Ave & Redfield *	ca. 1900	2 Contributing	A 3.5-story residence beneath a cross-gable roof. The house is built on a stone foundation and clad in vinyl siding. There is a three-story porch facing Maryland Avenue and a three-story open porch facing south. A gable roof structure, with a 2-story-high gambrel roof, is situated east-west on the axis of Redfield Place. A second gable roof wing with returning eaves, the west roof segment longer than the east one, is oriented north-south. There is a two-car garage against the double-height Maryland Avenue gable.
926 Maryland Ave & Westminster*	ca. 1940	1 Contributing	A 2.5-story residence beneath a T-shaped cross gable roof, where the side gable to the south is longer and wider than the front gable to the north, and the roofline is underscored by exposed rafter tails which occur as well along the roof of the oriel window beneath the front gable. The first story is done in stucco while above the walls are done in wood shingle, and there is a large stucco-clad wall obscuring part of the first story along the slope side. The windows are one-over-one, four-over-one, or single-sash, commonly grouped in threes, and enclosed in thick trim, with trim occasionally delineating spaces on the first story. There is a 2-story porch with an enclosed upper story on the gable end to the south, and a shed dormer next to a brick chimney on the side gable to the north.
104 Miles Ave	ca. 1915	2 Contributing	A 2.5-story frame single-family residence in the American Foursquare style, clad in clapboard and surmounted by a hipped roof with overhanging eaves and hipped dormers on the front and north sides. The east façade facing the street has two bays, with a single entrance on the north and a triple window off-center to the south, beneath a less-than-full-width 1-story open porch with a hipped roof supported by three slender fluted columns with small Doric capitals. The lot is level, with a driveway on the north leading to a contributing one-car detached garage with a front-gable roof.
110 Miles Ave	ca. 1915	2 Contributing	A 2-story frame single-family residence with Colonial Revival elements, beneath a side-gable roof with overhanging eaves and dentils. The house is built on a cast block foundation and clad in clapboard. The façade is protected by a less-than-full-width 1-story open porch supported by Foursquare wooden columns. An interior end brick chimney rises on the north side. The lot is level, with a driveway on the north leading to a contributing detached two-car garage with a hipped roof in the rear.
113-15 Miles Ave	ca. 1915	1 Contributing	A 2.5-story frame multi-family residence beneath a side-gable roof with overhanging eaves, exposed rafter tails, and a cross-gable section extending to the rear. The house is built on a rusticated cast block foundation and clad in clapboard on the first story and wooden shingles on the second. A full-width open 1-story porch spans the façade, with a hipped roof supported by four slender square wooden columns. The lot slopes down from street past the façade creating a raised basement at the rear, with a driveway on the south and no garage.
114 Miles Ave	ca. 1915	2 Contributing	A 2-story frame single-family residence surmounted by a side-gable roof that has a lower roof on the front at a steeper pitch. The house is built on a rusticated cast block foundation and clad in vinyl siding. The east façade facing the street is recessed behind the lower roof to form a full-width 1-story enclosed porch, while a two-bay shed roof extends beyond the façade to cover the entrance. A 1-story shed roof section extends to the rear. The lot rises slightly from the street, with a driveway on the north leading to a contributing detached two-car garage with a hipped roof in the rear.

Address	Date of Construction	Status	Description
117-19 Miles Ave	ca. 1915	1 Contributing	A 2.5-story frame two-family residence beneath a side-gable roof with overhanging eaves, exposed rafter tails, and a cross-gable section extending to the rear. The house is built on a rusticated cast block foundation and clad in wooden shingle siding. The west façade facing the street is asymmetrical with three bays and covered by an enclosed 1-story porch with a hipped roof. An enclosed one-bay porch rests on the south side of the second story, covered by a front-gable roof with exposed rafter tails. The lot slopes down from street, with a driveway on the north and no garage.
118 Miles Ave	ca. 1915	2 Contributing	A 2-story frame single-family residence beneath a side-gable roof with returned eaves. The house is built on a cast block foundation and clad in wooden shingles. The two-bay east façade facing the street features a single door on the north and a double six-over-one window on the south, beneath a full-width 1-story open porch with a hipped roof supported by three square wooden columns with small Doric capitals. An enclosed porch projects from the second story with a hipped roof. The lot is level, with a driveway on the north leading to a one-car garage with a hipped roof.
120 Miles Ave	ca. 1915	2 Contributing	A 1.5-story frame single-family residence surmounted by a side-gable roof. The house is built on a cast block foundation and clad in vinyl siding. The east façade facing the street is recessed behind the overhanging front roof to form a full-width 1-story enclosed porch. A front-gable dormer rises from the front roof, with three modern casement windows and small modern shutters. The south side of the house features an interior end brick chimney and a square 1-story window bay beneath a narrow, shed roof. The lot rises slightly from street, with a driveway on the north leading to a one-car garage in the rear.
121-23 Miles Ave	ca. 1915	1 Contributing	A 2.5-story frame two-family residence with Craftsman elements, surmounted by a broad hipped roof with overhanging eaves and exposed rafter tails. The foundation is clad in concrete, and the house is clad in clapboard on the first story and wooden shingles on the second. The first-story façade is protected by a full-width 1-story open porch with a hipped roof and exposed rafter tails supported by Foursquare wooden columns with small Doric capitals. The lot slopes down from street, with a driveway on the south and no garage.
124 Miles Ave	ca. 1915	2 Contributing	A 1.5-story frame single-family residence surmounted by a side-gable roof. The house is built on a cast block foundation and clad in wooden shingles. The east façade facing the street is recessed behind the overhanging front roof to form a full-width 1-story open porch supported by grouped square wooden columns. A shed-roof dormer rises from the front roof. The lot rises slightly from the street, with a driveway on the north leading to a contributing detached two-car garage with a front-gable roof in the rear.
125-27 Miles Ave	ca. 1915	1 Contributing	A 2-story frame two-family residence beneath a front-gable roof. The foundation is clad in concrete, and the house is clad in vinyl siding. The full-width 1-story open porch features a hipped roof and is supported by replacement modern unpainted square posts; the second-story porch on the south has a gable roof, with a square six-pane window in the gable, that is supported by two square modern unpainted wooden columns. The lot slopes down from the street past the façade to create a raised basement, and there is a driveway on the south but no garage.
128 Miles Ave	ca. 1915	2 Contributing	A 1.5-story frame single-family residence beneath a side-gable roof. The house is built on a cast block foundation and clad in clapboard on the first story and shingles on the second. The east façade facing the street is recessed behind the overhanging roof to form a full-width 1-story open porch supported by paired slender wooden columns. A front-gable dormer rises from the center of the front roof with a broad modern three-pane window. The lot rises slightly from street, with a driveway on the south leading to a contributing detached one-car garage with a front-gable roof in the rear.
129-31 Miles Ave	ca. 1915	1 Contributing	A 2-story frame two-family residence beneath a hipped roof with overhanging eaves. The foundation is clad in concrete, and the house is clad in vinyl siding. The façade is protected by a full-width 1-story open porch with a hipped roof supported by Foursquare wooden columns above the wainscot level; the second-story porch on the south has a hipped roof supported by square columns. The lot slopes down from the street, with a driveway on the south and no garage.

Address	Date of Construction	Status	Description
133-35 Miles Ave	ca. 1915	2 Contributing	A 2.5-story frame two-family residence surmounted by a side-gable roof with a cross-gable section extending to the rear. The house is built on a cast block foundation and clad in clapboard on the first story and wooden shingles on the second. The façade is protected by a full-width 1-story open porch beneath a hipped roof with exposed rafter tails, supported by four irregularly spaced square wooden columns; the second-story porch on the north has a gable roof supported by two square wooden columns. The lot is level, with a driveway on the south leading to a contributing detached one-car garage with hipped roof in the rear.
134 Miles Ave	ca. 1915	2 Contributing	A 1.5-story frame single-family residence clad in vinyl siding and surmounted by a side-gable roof. The east façade facing the street is recessed behind the overhanging front roof to form a full-width 1-story screened porch supported by three irregularly spaced square wooden columns, with a single entrance off-center on the north. The three-bay façade within the porch features a single door on the north and two single windows on the south. The lot is level, with a driveway on the north leading to a contributing detached two-car garage with a front-gable roof in the rear.
136 Miles Ave	ca. 1915	1 Contributing	A 2.5-story frame single-family residence in the American Foursquare style, beneath a hipped roof with overhanging eaves and a 1-story shed-roof section at the rear. The house is built on a cast block foundation and clad in vinyl siding. The east façade facing the street is dominated by a less-than-full-width 1-story enclosed porch with front-gable roof. A gable dormer rises from the front roof, and the south side of the house contains an exterior brick chimney. The lot is level, with a driveway on the south and no garage.
137-39 Miles Ave	ca. 1915	1 Contributing	A 2-story frame two-family residence beneath a side-gable roof with exposed rafter tails and a 2-story cross-gable extension to the rear. The house is built on a rusticated cast block foundation and clad in clapboard on the first story and wooden shingles on the second. The façade is protected by a full-width 1-story open porch with a hipped roof supported by four modern unpainted square wooden columns; an open one-bay porch with a gable roof is above on the north. The lot slopes slightly down from the street, with a driveway on the south and no garage.
140 Miles Ave	ca. 1915	2 Contributing	A 2-story frame single-family residence beneath a side-gable roof with returned eaves. The house is built on a rusticated cast block foundation and clad in clapboard on the first story and wooden shingles on the second. The two-bay east façade facing the street has a single door on the north and a double window on the south, beneath a full-width 1-story open porch with a hipped roof supported by three square wooden columns with small Doric capitals. The lot rises slightly from the street, with a driveway on the north leading to a contributing detached one-car garage with a hipped roof in the rear.
141-43 Miles Ave	ca. 1915	1 Contributing	A 2.5-story frame two-family side-entrance residence surmounted by a gable roof facing the street, with a heavy pent roof beneath the gable. The foundation is clad in concrete, and the house is clad in vinyl siding. An exterior brick chimney rises on the west façade facing the street, surrounded by an enclosed 1-story porch with a shed roof. The main entrance is on the south side of the house beneath a pedimented door cap supported by square wooden columns with small Doric capitals. The lot slopes slightly down from the street, with a driveway on the south and no garage.
144 Miles Ave	ca. 1915	2 Contributing	A 2-story frame single-family residence beneath a side-gable roof with a steeper pitched roof at the front. The foundation is clad in concrete, and the house is clad in vinyl siding on the first story and wooden shingles on the second. The east façade facing the street is recessed behind the front roof to form a full-width 1-story enclosed porch that appears to be a modern alteration. A shed-roof dormer rises from the upper slope of the front roof. The lot is level, with a driveway on the north leading to a contributing detached one-car garage with a hipped roof at the rear.
145-47 Miles Ave	ca. 1905	1 Contributing	A 2.5-story frame two-family side-entrance residence beneath a cross-gable roof. The foundation is clad in concrete, and the house is clad in vinyl siding. The west façade facing the street features a full-width 1-story enclosed porch with a hipped roof. The entrance to the house is on the south, beneath a gable cap supported by two slender square wooden columns with small Doric capitals. A metal fire escape provides access from the gable window on the south side above the entrance. The lot slopes slightly at rear of the house, with a driveway on the north and no garage.

Address	Date of Construction	Status	Description
148-50 Miles Ave	ca. 1915	2 Contributing	A 2.5-story frame two-family residence beneath a side-gable roof with a cross-gable extension to the rear. The house is built on a rusticated cast block foundation and clad in vinyl siding. The façade is protected by a full-width 1-story open porch with a hipped roof supported by three irregularly spaced square wooden columns with small Doric capitals; a one-bay open porch is above on the south side, screened and with a gable roof, beneath which is a shallow arch. The lot is level, with a driveway on the north leading to a contributing detached two-car garage with a hipped roof in the rear.
149-51 Miles Ave	ca. 1955	Non-contributing	One non-contributing building (due to integrity).
152 Miles Ave	ca. 1915	2 Contributing	A 1.5-story frame single-family residence beneath a side-gable roof. The house is built on a rusticated cast block foundation and clad in clapboard. The east façade facing the street is recessed behind the main roof to form an enclosed front room. A gable dormer rises from the center of the front roof, while the south side features an interior end brick chimney and a small 1-story square bay beneath a shallow shed roof. The lot is level, with a driveway on the north leading to a contributing detached one-car garage with a hipped roof in the rear.
153-55 Miles Ave	ca. 1915	2 Contributing	A 2-story frame two-family residence beneath a front-gable roof with returned eaves. The foundation is clad in concrete, and the house is clad in vinyl siding, with vinyl fish scales in the gable ends. The original west façade facing the street has been altered, with the original two adjoining single doors on the north remaining in place but the south side of the façade now enclosed beneath the 1-story porch roof with two modern sliding two-pane windows and a single vertical pane. The lot is level, with a driveway on the south leading to a contributing detached two-car garage with a front-gable roof in the rear.
156 Miles Ave	ca. 1915	Non-contributing	One non-contributing building (due to integrity).
159 Miles Ave	ca. 1915	1 Contributing	A 1.5-story frame single-family residence in the Bungalow style, clad in clapboard siding and surmounted by a side-gable roof with a cross-gable extension to the rear. The west façade facing the street is recessed behind the roof to form a full-width 1-story open porch supported by four simple wooden columns. A small gable dormer rises from the front roof with exposed rafter tails and two small square windows with diamond panes. The lot is level, with a driveway on the south and no garage.
161-63 Miles Ave	ca. 1925	2 Contributing	A 2.5-story multi-family residence beneath a side gable roof with a gable dormer on the front and a front gable half-width extension, roofing the second story of the porch. The porch is full-width on the first story and supported by square columns. The windows are one-over-one or six-over-one in trim, paired in the front except for the single dormer window, and individual along the side elevations. The foundation is cast block, the siding is vinyl, and a driveway to the south leads to a hipped 2-car garage.
165 Miles Ave	ca. 1915	1 Contributing	A 1.5-story frame single-family residence surmounted by a side-gable roof with a steeper-pitched roof at the front. The house is built on a rusticated cast block foundation and clad in vinyl siding. The west façade facing the street is recessed behind the front roof to form a full-width 1-story open porch supported by four slender square wooden columns. A gable 2-story dormer is recessed into the lower pitch of the front roof, with the gable rising above the upper pitch. The lot is level, with a driveway on the south and no garage.
201 Miles Ave	ca. 1925	1 Contributing	A 2-story frame single-family residence beneath a side-gable gambrel roof. The house is built on a rusticated cast block foundation and clad in vinyl siding, with vinyl fish scale shingles on the second story. A full-width 1-story open porch spans the façade beneath a hipped roof supported by Foursquare wooden columns. A shallow 1-story square window bay on the south side is beneath a short hipped roof. The lot rises slightly from street, with a driveway on the south and no garage.
203-05 Miles Ave	ca. 1925	2 Contributing	A 2-story frame single-family residence beneath a side-gable roof with returned eaves and a shed-roof extension to the rear. The house is built on a rusticated cast block foundation and clad in clapboard on the first story and wooden shingles on the second. The full-width 1-story open porch has a hipped roof supported by three square wooden columns with small Doric capitals, while a one-bay porch projects from the center of the façade on the second story beneath a hipped roof with an eave that is continuous with the main roof eave. The lot rises slightly from street, with a driveway on the south leading to a contributing detached one-car garage with hipped roof in the rear.

Address	Date of Construction	Status	Description
207 Miles Ave	1925	1 Contributing	A 2-story frame single-family side-entrance residence beneath a front-gable roof. The foundation is clad in concrete, and the house is clad in clapboard. The west façade facing the street features a less-than-full-width 1-story enclosed porch with a hipped roof. The entrance is on the north side of the house, with an enclosed entrance bay beneath a hipped-roof cap. The south side of the house features an exterior brick chimney. The lot rises slightly from the street, with a driveway on the north and no garage.
209-11 Miles Ave	1915	2 Contributing	A 2-story frame single-family residence beneath a front-gable roof. The foundation is clad in concrete, and the house is clad in vinyl siding. The west façade facing the street is dominated by an enclosed full-width 1-story porch with a hipped roof; a single entrance is on the south beneath a projecting shed-roof cap. A one-bay enclosed porch with a gable roof rises above the entrance on the south. The lot rises slightly from the street, with a driveway on the south leading to a contributing detached two-car garage with a front-gable roof in the rear.
210 Miles Ave	ca. 1950	Non-contributing	One non-contributing building (due to age).
213 Miles Ave	ca. 1925	1 Contributing	A 2-story frame single-family residence beneath front-gable roof with returned eaves. The foundation is clad in concrete, and the house is clad in vinyl siding. The two-bay west façade facing the street features a single door on the north and a double window on the south with modern one-over-one panes, beneath a less-than-full-width 1-story open porch with a hipped roof supported by three square wooden columns with small Doric capitals. The lot is level, with a driveway on the south and no garage.
216-18 Miles Ave	ca. 1925	1 Contributing	A 2-story frame multi-family residence beneath a front-gable roof. The house is built on a rusticated cast block foundation and clad in vinyl siding. The east façade facing the street is dominated by a full-width open double-deck porch. The first story features two single entrances on the north, while the second story has a single door on the north and a matching tripartite window on the south. The lot is level, with a driveway on the south leading to a contributing detached two-car garage with a front-gable roof in the rear.
219 Miles Ave	ca. 1965	Non-contributing	One non-contributing building (due to age).
220-22 Miles Ave	ca. 1915	1 Contributing	A 2-story frame two-family residence beneath a front-gable roof. The house is built on a rusticated cast block foundation and clad in vinyl siding. The east façade facing the street is dominated by a full-width open double-deck porch beneath the overhanging front gable, supported by unpainted modern square wooden piers on both levels. The first story features two single entrances on the north, while the second story has a single door on the north. The lot rises slightly from the street, with a driveway on the south and no garage.
223-25 Miles Ave	ca. 1925	1 Contributing 1 Non-contributing	A one-and-a-half-story frame single-family residence, with vinyl siding and a side gable roof, features a recessed west façade forming a full-width one-story open porch supported by six irregularly spaced slender wooden columns. The two-bay façade includes a single door on the north and a modern tripartite window on the south, with a wide shed roof dormer projecting from the roof peak and two adjoining modern 1/1 windows, while the concrete-clad foundation sits on a level lot with a driveway leading to a non-contributing detached one-car garage at the rear.
224-26 Miles Ave	ca. 1915	1 Contributing	A 2-story frame two-family residence beneath a front-gable roof. The foundation is clad in concrete, and the house is clad in clapboard. The east façade facing the street is dominated by a full-width double-deck open porch supported at each level by Foursquare wooden columns with small Doric capitals. The first story has three bays, with two single doors on the north and a tripartite window on the south; the second story has a single door on the north and a tripartite window on the south. The lot rises slightly from the street, with a driveway on the south and no garage.
227-29 Miles Ave	ca. 1915	1 Contributing	A 2-story frame two-family dwelling beneath a front-gable roof. The foundation is clad in concrete, and the house is clad in vinyl siding. The narrow two-bay west façade facing the street features an open double-deck porch on the north half, supported on each floor by two square wooden columns. The first story features a single door on the north and a double window with modern one-over-one panes in the center, beneath the porch. The lot is level, with a driveway on the north and no garage.

Address	Date of Construction	Status	Description
228-30 Miles Ave	ca. 1915	2 Contributing	A 2-story frame two-family residence surmounted by a front-gable roof. The foundation is clad in concrete, and the house is clad in clapboard. The east façade facing the street is dominated by a full-width double-deck porch, open on the first story and enclosed with screened windows on the second, beneath a shallow gable roof; the first-story porch is supported by Foursquare wooden columns with small Doric capitals. The lot rises slightly from the street, with a driveway on the south leading to a contributing detached two-car garage with a front-gable roof in the rear.
232-34 Miles Ave	ca. 1965	Non-contributing	One non-contributing building (due to age).
236-38 Miles Ave	ca. 1915	1 Contributing	A 2-story frame multi-family residence, clad in clapboard siding on the first story and wooden shingles on the second, beneath a cross-gable roof. The façade is dominated by a full-width porch, open on the first floor, supported by three square columns clad in shingles, and enclosed on the second floor. An exterior brick chimney rises on the south side of the house. The lot rises from street, with a driveway on the south and no garage.
240-44 Miles Ave	ca. 1970	Non-contributing	One non-contributing building (due to age).
248 Miles Ave	ca. 1915	1 Contributing	A 1.5-story frame single-family residence clad in wooden shingle siding and surmounted by a front-gable roof. The three-bay east façade facing the street is asymmetrical, with a less-than-full-width 1-story open porch beneath a hipped roof, supported by three square columns clad in shingles. The lot rises steeply from the street, and there is no driveway or garage.
313 Miles Ave	ca. 1925	2 Contributing	A 2.5-story residence beneath a wide front gable roof with boxed eaves and a cross gable through the center of the slope sides. The house is fronted by a hipped full-width screened-in porch, with solid railings in the same vinyl clapboard as the house itself, and square columns. The windows are one-over-one in trim, paired in the front gable end and in the oriel window on the south elevation but otherwise individual. A driveway to the north leads to a garage.
317 Miles Ave	1956	Non-contributing	One non-contributing building (due to age).
231-33 Miles Ave & Dakota St	ca. 1915	1 Contributing	A 2-story frame two-family residence beneath a front-gable roof. The foundation is clad in concrete, and the house is clad in vinyl siding. The two-bay west façade facing the street has apparently been altered, with the north bay featuring a single door on the first and second stories and a modern double window off-center on both stories. The entrance bay is protected by a one-bay double-deck open porch with a shed roof, supported by square wooden columns with small Doric capitals. The corner lot is level, with a driveway on the north and no garage.
303-05 Miles Ave & Dakota St	ca. 1925	2 Contributing	A 2.5-story residence beneath a front gable roof with roofline and raking trim and a hipped half-width extension in the front, roofing an enclosed porch that expands to full width on the first story. The house sits on cast block foundation with narrow horizontal board siding on the first story and wider siding on the second. The windows are one-over-one in trim with cornice lintels.
160 Miles Ave & Jerome St	ca. 1915	2 Contributing	A 2.5-story frame two-family residence beneath a side-gable roof with a cross-gable extension to the rear. The house is built on a cast block foundation and clad in vinyl siding. The facade is protected by a full-width 1-story open porch with a hipped roof and overhanging eaves, supported by five square wooden columns with small Doric capitals, while a one-bay gable screened porch is above on the south. The lot is level, with a driveway on the right leading to a contributing detached two-car garage with a hipped roof in the rear.
200 Miles Ave & Jerome St	ca. 1960	Non-contributing	One non-contributing building (due to integrity).
252 Miles Ave & Kensington Rd	ca. 1890	1 Contributing	A 2-story frame single-family residence on a raised basement, clad in aluminum siding and surmounted by a side-gable roof that faces east toward the street. The entrance on the long side faces south toward Kensington Road and includes a full-width 1-story porch, partially screened, with a hipped roof; the porch rests on six square wooden columns, with access to the raised basement beneath. The corner lot rises steeply from the street, with the raised basement on the Miles and Kensington Road fronts, and there is no driveway or garage.

Address	Date of Construction	Status	Description
100 Miles Ave & Lennox Ave	ca. 1915	2 Contributing	A 2.5-story frame single-family residence beneath a front-gable roof with returned eaves. The house is clad in vinyl clapboard, except in the upper portion of the gable end, which has vinyl fish scale shingles. The east façade facing the street has a less-than-full-width 1-story porch with a shed roof that has a modern enclosure. A modern shed-roof dormer projects from the south side, and a 1-story shed-roof section has been added to the rear. The lot is level, with a driveway on the south and a one-car garage with a front-gable roof.
110 Montana St	ca. 1910	1 Contributing	A 2.5-story residence beneath a front gable roof with a cross gable along the slope sides, fronted by a full-width hipped porch on rounded columns. The front gable peak has decorative rows of square and sawtooth shingles, while most of the house has vinyl siding. The windows are mostly one-over-one in trim, though there is a single-sash window in the gable peak, two narrow windows paired above the door, and a ribbon of windows on a second-story sunroom in the northwest corner. There is also trim along the raking, down the corners of the building, and between the gable story and second story.
115 Montana St	ca. 1920	2 Contributing	A 2.5-story residence beneath a low-pitched side gable roof with a shed dormer consisting of three grouped single-sash windows. The house is fronted by a full-width enclosed porch with thick piers between wide ribbon windows topped off by fanlights. The windows are mostly one-over-one in trim, with small four-pane windows on either side of the brick chimney on the west elevation. There is decorative stick work in the gable ends beneath the overhanging roofline. A driveway to the west leads to a gable two-car garage.
721 Ostrom Ave	ca. 1920	1 Contributing	A 1.5-story frame single-family residence in the Dutch Colonial style, surmounted by a side-gable gambrel roof. The house is built on a rusticated cast block foundation and clad in clapboard on the first story and wooden shingles on the second. The front roof extends beyond the façade at a shallow angle to form a full-width 1-story open porch supported by three square wooden columns. The lot is level, with a driveway on the north and no garage.
725 Ostrom Ave	ca. 1905	1 Contributing	A 2-story frame single-family residence surmounted by a hipped roof with overhanging eaves. The house is built on a rough-cut stone foundation and clad in wooden shingles. An open 1-story porch spans the north half of the façade above the single entrance, with a shed roof supported by three square wooden columns. The south side of the house features an exterior brick chimney and a square 2-story bay beneath a hipped roof, while a hipped roof dormer rises from the north side roof. The lot is level, with a driveway on the north and no garage.
731 Ostrom Ave	ca. 1905	2 Contributing	A 2-story frame single-family residence in the Colonial Revival style, surmounted by a hipped roof with an overhanging eave and dentils. The house is built on a rusticated cast block foundation and clad in aluminum siding. A full-width 1-story open porch spans the façade, with a hipped roof supported by five square wooden columns and a gable rising from the roof above the off-center entrance. A 1-story square window bay projects from the first floor of the south side. The lot is level, with a driveway on the north leading to a contributing detached one-car garage with a hipped roof.
735 Ostrom Ave	ca. 1905	1 Contributing 1 Non-contributing	A two-story Colonial Revival frame residence, now converted to multi-family housing, features vinyl siding, a hipped roof with overhanging eaves, and a full-width one-story open porch with a gable above the off-center entrance. The west façade has an off-center double door flanked by 1/1 windows, a broad front gable dormer with a simplified Palladian window, and additional hipped roof dormers on the north and south sides, with a driveway leading to a non-contributing detached two-car garage built around 1980.
757-59 Ostrom Ave	ca. 1920	1 Contributing	A 2.5-story frame two-family residence in the Colonial Revival style, surmounted by a front-gable roof with a cross-gable extension to the rear. The house is built on a rough-cut stone foundation and clad in vinyl siding. A hipped dormer rises from the center of the front roof, with a Palladian-style window and a small gable rising from the eave above the center tall window. A 2-story polygonal bay is on the south side. The lot is level, with a driveway on the south and no garage.
763 Ostrom Ave	ca. 1920	1 Contributing	A 2.5-story frame side-entrance single-family residence. The house is built on a rusticated cast block foundation and clad in clapboard on the first story and wooden shingles on the second. The west façade facing the street features a square window bay with three single one-over-one windows in the center, beneath a hipped roof; the second floor has a central single one-over-one window, flanked on each side by a horizontally paned window. The lot is level, with a driveway on the north and no garage.

Address	Date of Construction	Status	Description
767 Ostrom Ave	ca. 1920	2 Contributing	A 2.5-story frame single-family residence in the Colonial Revival style, surmounted by a hipped roof. The house is built on a rusticated cast block foundation and clad in clapboard. The west façade facing the street is dominated by a full-width 1-story porch beneath a hipped roof, with a gable rising above the eave above the central single entrance. A gable dormer rises from the front and both side roofs, with a Palladian window in the front dormer and a double window in each side dormer. The lot is level, with a driveway on the north leading to a detached contributing two-car garage with a hipped roof.
773 Ostrom Ave	ca. 1920	1 Contributing	A 2.5-story frame single-family residence clad in clapboard and surmounted by a side-gable roof with dentil moldings. An open hipped-roof porch wraps around the southwest corner of the house, covering the entrance vestibule, and forms a porte-cochere on the south side supported by cross bracing extending upwards from the south wall. A shed-roof dormer projects from the center of the front roof. The lot is level, with a driveway on the south and no garage.
777 Ostrom Ave	ca. 1920	2 Contributing	A 2-story frame single-family residence clad in vinyl siding and surmounted by a hipped roof. A less-than-full-width 1-story open porch spans the southern half of the façade, with a hipped roof supported by four slender wooden Tuscan columns. A gable dormer projects from the front and both side roofs, with a small double window in each. An exterior brick chimney rises on the north side. The lot is level, with a driveway on the south leading to a two-car garage.
781 Ostrom Ave	ca. 1920	1 Contributing	A 2-story frame multi-family residence surmounted by a hipped roof. The house is built on a rusticated cast block foundation and clad in vinyl siding. The west façade facing the street is symmetrical with three bays, featuring a central single entrance beneath a simple gable cap supported by diagonal brackets, flanked on each side by a single one-over-one window; the second floor has a small central single one-over-one window, with a larger one-over-one window on the south and a shallow polygonal bay on the north. The lot is level, with a driveway on the north and no garage.
787 Ostrom Ave	ca. 1920	1 Contributing	A 2-story frame multi-family residence surmounted by a hipped roof. The house is built on a rusticated cast block foundation and clad in vinyl siding. The southern half of the west façade facing the street is recessed and contains an off-center single entrance and a single window to the south; the northern half of the façade contains a polygonal bay with a six-over-one window in each facet. A polygonal bay projects from the south side. The lot is level, with a driveway on the south and no garage.
812-14 Ostrom Ave	ca. 1900	1 Contributing	A 2.5-story multi-family residence beneath a hipped roof with pedimented cross gables and gable porticos over the two separate entrances. Underneath the gable of the front façade are two semi-hexagonal bay projections split by one recessed bay. The house is clad in vinyl siding, has asphalt shingle roofs, and sits on cast block foundations.
815 Ostrom Ave	ca. 1920	2 Contributing	A 2.5-story vinyl-clad residence in the American Foursquare style with a hipped roof and intersecting hipped dormers. The front façade is three bays wide and symmetrical with a door in the middle of the first story behind a nearly full-width porch supported by thick square columns. Most of the windows are the same one-over-one with thick trim, distributed at regular intervals along the sides. A driveway to the south leads to a hipped two-car garage.
819 Ostrom Ave	ca. 1925	2 Contributing	A 2.5-story residence beneath a hipped roof with overhanging eaves and intersecting hipped dormers, fronted on the west façade by a hipped 1-story enclosed porch with fluted Classical columns that match those of the entrance, located on the north elevation. The foundation for the porch and portico is made of brick, while the foundation for the house itself is made of concrete block. The windows have thick trim around them and louvered shutters. A driveway to the north leads to a hipped two-car garage.
825 Ostrom Ave	ca. 1920	1 Contributing	A 2.5-story residence beneath a side gable roof, fronted by a full-width 1-story enclosed porch with pilasters and a band of trim running beneath the windows. The fenestration on the front façade is generally symmetrical all of the windows are six-over-six, paired or individual. The walls are clad in thin horizontal vinyl siding, there is a brick chimney toward the front along the south elevation, and the foundation for the porch and back extension appears to be brick, though vegetation makes it difficult to discern if the foundation for the house itself is the same.

Address	Date of Construction	Status	Description
829 Ostrom Ave	ca. 1900	1 Contributing	A 2.5-story residence beneath a side gable roof with a crossing front gable on one half of the front façade, and an extension of the gable with a shed dormer over a 1-story porch on the other half. The door has transom lights and is beneath a gable opening in the porch roof with eave returns. The porch is supported by paired and square columns. The roof is done in asphalt shingles, while the walls are clad in wood shingles, and the foundation is made of brick.
839 Ostrom Ave	ca. 1930	2 Contributing	A 2.5-story residence beneath an overhanging hipped roof with intersecting central dormers with gable roofs with eave returns, matching the pedimented gable of the entrance portico. The house is fronted by a full-width 1-story enclosed porch with pilasters and grouped one-over-one windows, while most of the other windows are six-over-one with louvered shutters or, in the dormers, the windows are arched one-over-ones. The entrance is along the side on the north elevation with the portico supported by fluted columns, and the porch is atop brick foundation while the house itself is atop concrete foundation. A driveway to the north has a front gable two-car garage in horizontal vinyl siding matching that of the house.
842-44 Ostrom Ave	ca. 1900	1 Contributing	A 2.5-story multi-family residence beneath a hipped roof crossed by large central gables, with multi-colored slate or imitation slate roof tiles, and rooflines underscored by thick frieze trim and decorative brackets. The house is fronted by a 2-story porch, full-width on the first story and gable-width on the second, supported by square columns. The foundation appears to be concrete, the first story is clad in stucco, the second in horizontal siding, possibly wood, and the gables in horizontal wood siding.
845 Ostrom Ave	ca. 1920	1 Contributing	A 2.5-story residence beneath a side gable saltbox roof, with the elongated end of the saltbox facing the street to the west, atop which is a hipped centered dormer three bays wide. The house is fronted by a full-width porch beneath the overhanging saltbox, supported by full-height square columns. The windows are either one-over-one or, primarily in the dormer and in the oriel along the north elevation, six-over-one. The house sits on cast block foundation and is clad in vinyl horizontal siding with an asphalt shingle roof and a brick chimney.
849 Ostrom Ave	ca. 1925	1 Contributing	A 2-story residence beneath a side gable roof with a three-bay-wide central dormer, with half of the dormer under a shed roof and the other, taller half beneath a hipped roof. The house sits on cast block foundation and has a rough stucco first story, wood shingles in the gable ends, and stucco dormers with vertical stick work or timbering. The fenestration consists mostly of paired or grouped six-over-one windows connected by thick bands of trim. The walls of the gable ends have recessed edges in the bottom corners.
855 Ostrom Ave	1902	1 Contributing	A 2.5-story residence beneath a front gable roof with overhanging eaves and eave returns, and one-bay hipped dormers on either slope side. The entrance is not along the street-facing west façade but on the south elevation, underneath a pedimented gable portico with square columns. There is a Palladian window in the peak of the gable front, with a large bay window on the first story; the windows are generally six- or eight-over-one with louvered shutters. The house sits on brick foundation and is clad in wood shingle.
861 Ostrom Ave	ca. 1930	1 Contributing	A 2-story residence beneath a side gambrel roof with a three-bay-wide dormer along the front slope side. The front of the gambrel overhangs the first story creating a full-width porch supported by tapered, fluted columns. There is a semi-circle window in the peak of the gambrel.
863 Ostrom Ave	1926	2 Contributing	A 2-story Craftsman-style residence beneath a side gable roof with a hipped central dormer in the front, with the overhanging eaves of the roof underscored by decorative brackets. The house is fronted by a wide arched porch with thick siding-clad piers, though the porch recesses to the south where the main gable ends and a smaller gable projects over an extension. The first story fenestration behind the porch contains two pairs of tall, narrow, multi-paned doors connected by thick trim. The house sits on cast block foundation atop plain concrete foundation, and a driveway to the south leads to a garage.
867 Ostrom Ave	ca. 1930	1 Contributing	A 2.5-story residence on cast-block foundation and beneath a side gable roof with greatly overhanging eaves and two small, hipped dormers along the front. The house is fronted by a full-width hipped roof porch with square columns supported the roof and its cornice band. The front fenestration is entirely symmetrical, with two sets of double-doors on the first story, two paired six-over-one windows in frames with multi-layered molding on the second story, and squat, fixed eight-pane windows in the dormers.

Address	Date of Construction	Status	Description
871 Ostrom Ave	1919	2 Contributing	A 2.5-story residence atop cast-block foundation and beneath a side gable roof with a central gable dormer along the front, containing three grouped six-over-one windows. The house is fronted by a full-width hipped roof porch supported by square columns, and its front fenestration is entirely symmetrical, with two sets of double doors on the first story and two sets of paired six-over-one windows on the second story. There is another primary entrance on the south elevation with a portico that matches the porch. The south driveway leads to a garage.
739 Ostrom Ave & Clarendon St	ca. 1905	1 Contributing	A 2-story frame multi-family residence surmounted by a front-gable roof. The house is built on a rusticated cast block foundation and clad in clapboard. A full-width 1-story open porch spans the façade, with a shallow hipped roof supported by Foursquare wooden columns and a gable cap rising from the eave above the off-center entrance. Gable dormers project from both the north and south side roofs. The lot is level, with a driveway on the north and no garage.
868 Ostrom Ave & Stratford A *	1917	2 Contributing	A 2.5-story residence atop a hill with a two-car garage set at the street-level elevation, with transom windows above each garage door. The house sits beneath a side gable roof with overhanging eaves, with an elaborate central dormer flanked by pyramidal dormers on either side, with a shed roof dormer connecting them and a semi-hexagonal dormer atop the shed roof. The south elevation is clad mostly in brick, as is the west elevation. The vegetation and elevation obscure most of the building.
875 Ostrom Ave & Stratford St	1917	2 Contributing	A 2.5-story residence beneath a steep and overhanging side gambrel roof with three gable single-window dormers along the south façade, with both the roof and dormers having eave returns. The front fenestration is four bays wide and asymmetrical, with an entrance flanked by sidelights beneath a Classical temple-style portico with Doric columns, entablature, and pediment. The house sits at corner lots with a full-width porch along the west street façade. There is a one-car garage to the east with a low-pitched front gable roof.
818 Ostrom Ave To Ostrom All*	1902	2 Contributing	A 2.5-story residence beneath a front gable roof, with a 1-story gable wooden porch spanning two of the east façade's three bays. The gable of the porch is filled in with diagonal vinyl slats, with thin horizontal vinyl siding cladding the house itself. The fenestration consists mostly of paired one-over-one or six-over-one windows bound by thick trim with slightly pronounced lintels. On the west half of the lot is a two-car garage beneath a hipped roof with horizontal vinyl siding.
824 Ostrom Ave To Ostrom All*	ca. 1900	2 Contributing	A 2.5-story residence beneath a hipped roof with multiple dormers of different styles, including a gable dormer with eave returns and a gable dormer along the east façade, and hipped dormers along the side. The house is fronted by a full-width 1-story porch with a hipped roof intersected by a pedimented central gable, the whole porch roof underscored by frieze trim and supported by paired, rounded columns. On the west half of the lot is a front gable two-car garage with brick walls and a vinyl siding-clad gable end.
830 Ostrom Ave To Ostrom All*	ca. 1890	2 Contributing	A 2-story residence atop stone foundation and beneath a side gambrel roof, with two shed dormers in the front bisected in the center from an enclosed projection atop the entrance portico. The portico is supported by square wood columns with turned spindle railings, and there is a polygonal bay north of the door and a single narrow diamond-paned window south, with a large single-sash twenty-pane window in the next bay. Otherwise the windows are mainly one-over-one, and all are in trim. There is a one-car garage with a gable roof and wood shingles behind the house, on Ostrom Place.
832 Ostrom Ave To Ostrom All*	ca. 1920	2 Contributing	A 2.5-story residence beneath a hipped roof with a center gable dormer on the front slope, and a roofline underscored by wood trim with modillions. The house is fronted by a full-width front porch on square columns. It is clad in vinyl siding and contains mostly one-over-one windows. Behind the house, facing Ostrom Place, is a wide three-car garage beneath a gable roof with wood siding.
838 Ostrom Ave To Ostrom All*	ca. 1905	2 Contributing	A 2-story residence clad in wood shingle, sitting beneath a steep side gable roof, which overhangs the front of the house to roof a full-width porch supported by square columns. Along the east façade of the roof are two hipped or pyramidal dormers with overhanging eaves. The fenestration consists of nine-over-one or six-over-one windows, typically paired or grouped, bound in thick framing with modest entablature-style lintels. On the west half of the lot is a front gable one-car garage with horizontal vinyl siding.

Address	Date of Construction	Status	Description
846 Ostrom Ave To Ostrom All*	1906	2 Contributing	A 2.5-story vinyl siding-clad residence beneath a steep side gable roof with overhanging eaves underscored by shallow curved brackets, and further Classical elements in the temple-style portico over the entrance, with rounded columns, entablature, and pediment. The house is three bays wide and symmetrical, with uniform six-over-one windows topped by entablatures and flanked by louvered shutters. The residence sits atop an upward-sloping lot, with a stone retaining wall before the sidewalk and fencing surrounding the house. On the west half of the lot is a front gable two-car garage clad in vinyl siding.
852 Ostrom Ave To Ostrom All*	ca. 1925	2 Contributing	A 2.5-story Tudor-style residence beneath a hipped roof intersected by central hipped dormers. The house is clad in stucco and decorated with vertical and horizontal half-timbering along the second story, with all of the windows bound by thick, matching trim. On the east façade, two bays wide, there is a hipped bay of six-over-one windows and a double-door entrance behind a wooden porch supported by square columns, with a balustrade along the porch roof as well. ON the west half of the lot is a hipped two-car garage with overhanging eaves underscored by brackets.
860 Ostrom Ave To Ostrom All*	ca. 1900	2 Contributing	A 2.5-story residence atop cast-block foundation and beneath a cross-gambrel roof forming an L with one another, both gambrels decorated with cornice returns. A shed roof extends from the recessed corner of the east façade, forming a porch supported by paired rounded columns on piers. Above the porch is a wall dormer in the gambrel slope. On the west half of the lot is a front gable two-car garage clad in vinyl siding similar to the cladding of the house itself.
862 Ostrom Ave To Ostrom All*	ca. 1900	2 Contributing	A 2.5-story residence beneath a front gable with full eave return and overhanging eaves. The house is fronted by a full-width 1-story porch supported by square columns. The fenestration on the east façade is symmetrical, with two double doors on the first story, two six-over-one windows on the second, and a centered two-pane square window in the gable peak. On the west half of the lot is a two-car garage with a low-pitched front gable roof.
866 Ostrom Ave To Ostrom All*	ca. 1900	2 Contributing	A 2.5-story wood-shingled house beneath a front gable roof with eave and cornice returns. A brick chimney bisects the house on its front façade, with fenestration being symmetrical on either side, and the windows and doorways are all bound in thick trim with simple entablatures. The house is fronted by a full-width 1-story porch supported by square columns and topped with a balustrade on its roof, which appears to function as a second floor of the porch. On the west half of the lot is a two-car garage clad in vinyl and brick veneer.
106 Redfield Pl	ca. 1910	1 Contributing	A 2.5-story residence atop cast-block foundation and beneath a hipped roof with intersecting centered dormers and overhanging eaves underscored by exposed rafter ends. The house is fronted by a full-width 1-story porch with square columns and a hipped roof likewise with rafter ends, underscored as well by a frieze band. The walls are clad in horizontal vinyl siding on the first story and wood shingles on the second, and the fenestration consist primarily of six-over-one or one-over-one windows with thick trim and simple cornices.
110-12 Redfield Pl	ca. 1910	2 Contributing	A 2.5-story residence beneath a front gable with full eave return and a pedimented cross gable in the center of the slope sides, and a smaller gable above the 2-story semi-hexagonal bay projection on the western half of the front façade. The house is fronted by a two-story porch, nearly full-width, made of exposed wood and supported by square columns. The fenestration consists mostly of one-over-one windows, either paired or individual, with slightly pronounced lintels, but there is also glass block surrounding some of the basement windows. The house sits atop concrete block foundation and has a hipped-roof two-car garage at the end of its western driveway.
111 Redfield Pl	ca. 1900	1 Contributing	A 2.5-story residence beneath a side gambrel roof, which, along the front façade, has a small centered shed dormer on its upper slope, a wider shed dormer on its lower slope, and the roof for the full-width porch directly beneath that dormer, supported by square columns. The house sits atop cast block, is clad in horizontal siding on the first story and wood shingle on the second, and has a decorative wood-shingle diamond between the two windows on the middle dormer. The windows are doors have architrave trim and simple cornices.

Address	Date of Construction	Status	Description
114-16 Redfield Pl	ca. 1910	1 Contributing	A 2.5-story multi-family residence beneath a hipped roof, intersected in the front by a gable dormer with eave returns, and intersected along the sides by a pedimented gable. The house is fronted by a 2-story nearly-full-width full-width porch with square columns. The house sits atop concrete block foundation, is clad in horizontal vinyl siding, and has an asphalt-shingle roof, with its windows and doors bound in thick trim.
115-17 Redfield Pl	ca. 1900	1 Contributing	A 2-story residence beneath a low-pitched hipped roof with a small hipped extension to the west, sitting atop what appears to be stone foundation. The roof has overhanging eaves underscored by exposed rafter ends, and two eyelid windows along the front that contribute to the overall symmetry of the main volume, where the central door is flanked by bay windows on either side with a six-over-one window above each. The symmetry is offset by a portico above the door and the eastern bay window, and by the extension which has its own porch supported by square columns with frieze trim that extends into the trim of the bay windows and the portico.
118 Redfield Pl	ca. 1910	1 Contributing	A 2.5-story residence beneath a side gambrel roof with a gable roof dormer along the front façade, complete with raking cornice, cornice and frieze trim, and underscoring brackets. Beneath the dormer is the shed roof for the full-width arched porch below, supported by thick piers and clad in similar horizontal siding as the house itself. The front façade consists of six-over-six windows, grouped on the first story and individual in the dormer, with a single eight-panel window in the gable, generally with trim and cornice lintels though the second-story windows are built into the frieze band. The foundation appears to be made of blocks of stamped stone or concrete.
119 Redfield Pl	ca. 1920	1 Contributing	A 2.5-story residence beneath a side gable roof, which is intersected along the front façade by a gable dormer to the east and a cross-gable projection to the west, which creates a small second-story area for the full-width porch below. The overhanging eaves are underscored by exposed rafter ends along thin frieze bands, and all the gable ends have barge board that curves at the edges. The porch is supported by thick square columns with capitals that mimic an entablature, each column clad in the same wood shingle as the house, and between the columns are wide arches. The doors and windows are bound in thick trim with cornice lintels, and the house sits on a concrete block foundation.
122-24 Redfield Pl	1932	2 Contributing	A 2.5-story multi-family residence beneath a front gable with full eave return and a pedimented cross gable in the center of the slope sides, and a smaller gable above the 2-story semi-hexagonal bay projection on the western half of the front façade. The building is fronted by a 2-story nearly-full-width porch supported by square columns, thicker and with more detailed capitals on the first story. The first-story fenestration is also generally more ornate, with doors and windows bound in trim with cornice lintels. A driveway to the west leads to a hipped-roof two-car garage.
127-29 Redfield Pl	ca. 1925	2 Contributing	A 2.5-story multi-family residence atop cast block foundation with glass-block basement windows along. The roof is low-pitched, hipped, and has overhanging eaves with exposed rafter ends, with intersecting hipped dormers. A shed roof overhangs the first story, with small porches underneath at either end for the two entrances, supported by square columns, and above this roof is a narrower porch with a roof that flares out from the principal roofline. The house is clad in wood and vinyl siding on the first story and wood shingle on the second, and the windows are fairly uniform one-over-one bound in thick trim. A driveway to the east leads to a hipped two-car garage.
128 Redfield Pl	ca. 1900	1 Contributing	A 2.5-story residence beneath a side gambrel roof with a gable roof dormer along the front façade, complete with raking cornice, cornice and frieze trim, and underscoring brackets. Beneath the dormer is the roof for the full-width porch below supported by a frieze band and rounded, fluted Classical columns with Doric capitals. The front façade consists of six-over-six windows, grouped on the first story into a bay window and individual in the dormer, with a single eight-panel window in the gable, generally with trim and cornice lintels though the second-story windows are built into the frieze band. The house sits atop cast block foundation and has horizontal vinyl siding.

Address	Date of Construction	Status	Description
130 Redfield Pl	ca. 1925	2 Contributing	A 2.5-story residence beneath a steep side gambrel roof that overhangs the house itself. Along the front are two separate roof dormers each consisting of paired six-over-one windows, with a shed roof that connects both dormers. The front door is built into a wide ogee arch with windows filling in the sides and top of the arch, with elaborate window framing and molding and wood panels at the base of the windows, and there is a similarly-shaped ogee arch window on the west elevation. The house sits atop cast block foundation and has horizontal vinyl siding on the first story and wood shingle on the second. There is a front gable garage in the backyard of the lot.
131 Redfield Pl	ca. 1910	2 Contributing	A 2.5-story cross-gable residence in an L shape, with a porch built into the recess roofed by an extension of the gable and a shed dormer built above the porch, connecting to the gable front. The roof has overhanging eaves, and the second story overhangs the first story while the first story has a thick band of stone at the bottom that slightly overhangs the foundation. The foundation is stone and is decorated by curved stone brackets, while the first story is clad in rough stucco, and the second story is clad in wood shingle. A driveway to the east leads to a two-car garage beneath a side gable roof with overhanging eaves and exposed rafter ends.
135-37 Redfield Pl	ca. 1910	1 Contributing	A 2.5-story residence beneath a side gable roof with a centered gable in the front, each gable decorated by barge board with curved ends and eave returns. The main entrance, projecting from the center beneath a gable roof, is an ornate door with diamond glass panes and diamond pane sidelights, and it splits the façade symmetrically with tripartite one-over-one windows and a one-bay porch on either side. The second story has two paired windows, and the centered gable has a half-circle window, with all windows bound in thick trim with slightly pronounced lintels. The house sits atop concrete block foundation, with horizontal vinyl siding on the first floor and wood shingles on the second.
136-38 Redfield Pl	ca. 1900	2 Contributing	A 2.5-story multi-family residence atop cast block foundation and beneath a hipped roof with overhanging eaves and intersecting hipped dormers. The house is fronted by a full-width porch supported by square columns, which narrows into an arched half-width porch on the second story where the east half of the façade is recessed. The fenestration is bound in thick trim with cornice lintels, most of the windows being six-over-one, and the walls are clad in wood siding. A driveway to the west leads to a front-gable two-car garage.
140-42 Redfield Pl	ca. 1910	1 Contributing	A 2.5-story residence atop cast block foundation with an asymmetrical front façade, where the east half contains a tripartite window on both stories and a hipped dormer with a paired window above, while the west half has a recessed second story with a porch under a hipped roof. The roof is side gable with overhanging eaves, eave returns, and thin frieze trim, and the house is fronted by a full-width porch with a hipped roof, a large frieze band, and square columns with. The fenestration consists largely of six-over-one or one-over-one windows with trim and simple cornice lintels.
143 Redfield Pl	ca. 1910	1 Contributing	A 2.5-story residence beneath a hipped roof intersected a gable dormer along the front and a pedimented cross-gable along the sides, with overhanging eaves underscored by rafter ends and decorative carved barge board in the dormer gable. The house is clad in flat horizontal siding and appears to sit atop cast block foundation, which extends to the base of the full-width front porch and the porch piers that support its paired, rounded columns. The fenestration consists primarily of one-over-one windows enclosed in wood trim with simple cornice lintels.
144-46 Redfield Pl	ca. 1910	2 Contributing	A 2.5-story multi-family residence beneath a front gable roof with full eave return, with an overlapping gable in the front covering the second story of the porch and hipped dormers on the sides. The house sits on cast block foundation and is clad in vinyl siding. A driveway to the east leads to a front gable two-car garage.
147 Redfield Pl	ca. 1910	2 Contributing	A 2.5-story residence beneath a hipped roof intersected by hipped dormers, with overhanging eaves underscored by exposed brackets. The house sits on cast block foundation and is clad in wood shingles. The front façade is symmetrical, with one-over-one windows with trim and louvered shutters, and the entrance is located under a portico on the west elevation with a screened-in porch on the east. A driveway to the east leads to a hipped-roof two-car garage.

Address	Date of Construction	Status	Description
148 Redfield Pl	ca. 1920	2 Contributing	A 2.5-story residence beneath a hipped roof intersected by hipped dormers with overhanging eaves underscored by wood frieze trim. The house is clad in wood siding and fronted by a full-width porch with square columns. Most windows are one-over-one with surrounding trim, but the dormer windows are groups of three squat windows with diamond-shaped panes. A driveway to the east leads to a hipped-roof two-car garage.
151 Redfield Pl	ca. 1920	2 Contributing	A 2.5-story residence beneath a hipped roof with hipped dormers along the sides, the overhanging roofline underscored by exposed rafter ends. The symmetrical front fenestration, with the entrance in the center of three bays and a mix of trim-bound one-over-one and four-over-one windows, is fronted by a hipped porch only two bays wide. The house is clad in rough stucco which the hipped-roof two-car garage to the east mimics.
152 Redfield Pl	ca. 1920	1 Contributing	A 2.5-story residence beneath a side gable roof adorned with exposed rafter ends and gable-end barge board, with a wide shed dormer in the front. The house is clad in wood shingle and sits atop concrete block foundation, and is fronted by a full-width porch that wraps around the northeast corner. The windows and doors are bound in trim with simple entablature lintels.
156 Redfield Pl	ca. 1925	1 Contributing	A 2-story residence atop concrete foundation, surmounted by a hipped roof with wide shed-roof wall dormers on the sides and a gable-roofed porch along the northwest corner. The overhanging eaves are underscored by exposed rafter beams. The windows are largely six-over-one and enclosed in trim, and the porch is supported by large square piers clad in the same wood shingle as the rest of the residence.
157 Redfield Pl	ca. 1910	2 Contributing	A 2.5-story residence beneath a side gambrel roof with flared ends, with three thin gable wall dormers along the front above the full-width porch. The house is clad in alternating bands of tall and short wood shingles, and it sits atop brick foundation with a matching brick chimney featuring prominently near the front of the west elevation. The first floor of the front has large porch double-doors with glass panels, and the dormer windows above are all nine-over-one windows enclosed in trim with pronounced lintels. A hipped-roof two-car garage with matching cladding sits at the end of a driveway to the west.
162-64 Redfield Pl	ca. 1910	1 Contributing	A 2.5-story multi-family residence surmounted by a steep, front gable with full eave return and frieze trim, and intersected by a gable along the slope sides. The house is clad in clapboard on the first story and wood shingles on the second and in the gable, and it sits atop cast block foundation. A full-width porch on the first story narrows to a half-width porch on the second. The entablature lintels of the one-over-one windows on the front façade are attached to the border of the frieze band.
163 Redfield Pl	ca. 1920	1 Contributing	A 2.5-story residence built in the Colonial Revival style, clad in clapboard and surmounted by a side gable roof with exposed rafter ends and clad in clapboard. The main entrance in the center of the south façade has fanlights and sidelights and sits beneath a simple Classical temple-style portico, with a carport extending from the west elevation. The south façade is symmetrical, with two one-over-one windows on either side of the door and three distributed symmetrically on the second story. The house sits on brick foundation.
115 Roosevelt Ave	ca. 1915	1 Contributing	A 1.5-story frame single-family residence surmounted by a steeply pitched side-gable roof with overhanging eaves at the front and exposed rafter tails. The house is built on a rusticated cast block foundation and clad in wooden shingles. A shed-roof dormer projects from the upper portion of the front roof, with overhanging eaves and exposed rafter tails on the front; the front of the dormer is recessed into the lower portion of the roof, with two levels of double windows and a flat porch area in the front. The lot is level, with a driveway on the north and no garage.
117-19 Roosevelt Ave	ca. 1915	1 Contributing	A 2.5-story frame two-family residence surmounted by a hipped roof. The house is built on a rusticated cast block foundation and clad in vinyl siding. A full-width 1-story open porch spans the façade, with a flat roof supported by four slender square wooden columns; a one-bay open porch rests on the first-story porch roof, with access from a single door. A 2-story polygonal bay and an exterior brick chimney are located on the north side. The lot is level, with a driveway on the north and no garage.

Address	Date of Construction	Status	Description
118 Roosevelt Ave	ca. 1915	2 Contributing	A 1.5-story frame single-family residence clad in wooden shingles and surmounted by a front-gable roof with overhanging eaves and exposed rafter tails on the sides. The east façade facing the street is recessed behind the front gable roof to form a full-width 1-story open porch supported by four broad square wooden columns. A large gable dormer projects from the south side roof, while a brick chimney rises on the north side. The lot is level, with a driveway on the south leading a contributing detached one-car garage with a pyramidal roof at the rear.
120-22 Roosevelt Ave	ca. 1915	2 Contributing	A 2.5-story frame two-family residence with Colonial Revival elements, surmounted by a hipped roof. The house is built on a rusticated cast block foundation and clad in clapboard on the first story and wooden shingles on the second. A full-width 1-story open porch spans the façade, with a hipped roof supported by grouped narrow tapered square wooden columns with small Doric capitals; an open porch rests on the south side of the main porch roof. The lot is level, with a driveway on the north and a contributing detached two-car garage with a hipped roof and exposed rafter tails in the rear.
121-23 Roosevelt Ave	ca. 1915	1 Contributing	A 2.5-story frame two-family residence surmounted by a hipped roof with slightly overhanging eaves. The house is built on a stone foundation and clad in clapboard on the first story and wooden shingles on the second. The west façade facing the street is recessed behind the roof to form a full-width enclosed 1-story porch. The second story features an enclosed porch with an uninterrupted bank of one-over-one windows across the front and sides. The lot is level, with a driveway on the north and no garage.
124-26 Roosevelt Ave	ca. 1915	2 Contributing	A 2.5-story frame two-family residence surmounted by a hipped roof with overhanging eaves and exposed rafter tails. The house is built on a rusticated cast block foundation and clad in clapboard on the first story and wooden shingles on the second. The east façade facing the street is dominated by a full-width 1-story porch with a hipped roof. A one-bay open porch rises from the porch roof above the entrance bay, with a hipped roof with overhanging eaves and exposed rafter tails. The lot is level, with a driveway on the south and a two-car garage with a hipped roof.
125-27 Roosevelt Ave	ca. 1915	1 Contributing	A 2.5-story frame two-family residence surmounted by a hipped roof with overhanging eaves. The house is built on a rusticated cast block foundation and clad in vinyl siding. A full-width 1-story open porch with a hipped roof spans the façade, supported by four slender wooden columns; a one-bay open porch with a pedimented gable roof rises above the main porch roof on the south side, with access from a single door. The lot is level, with a driveway on the south and no garage.
129-31 Roosevelt Ave	ca. 1915	2 Contributing	A 2.5-story frame two-family residence surmounted by a hipped roof with overhanging eaves. The house is built on a rusticated cast block foundation and clad in clapboard on the first story and wooden shingles on the second. A full-width 1-story open porch with a hipped roof spans the façade, with shallow-arched openings supported by four slender wooden columns; a one-bay open porch with a shallow hipped roof rises above the main porch roof on the south side. The lot is level, with a driveway on the north leading to a contributing detached two-car garage with a hipped roof at the rear.
130 Roosevelt Ave	ca. 1915	1 Contributing	A 2.5-story frame single-family residence beneath a side-gable roof. The house is built on a rusticated cast block foundation and clad in vinyl siding. The façade features a less-than-full-width 1-story open porch with a hipped roof supported by three square wooden columns. A hipped-roof dormer rises from the center of the front roof, with a triple window with single panes. A 1-story shed roof section extends to the rear of the house. The lot is level, with a driveway on the north and no garage.
132-34 Roosevelt Ave	ca. 1915	1 Contributing	A 2.5-story frame two-family residence clad in clapboard and surmounted by a side-gable roof with pedimented gables and overhanging eaves supported by paired horizontal brackets. A full-width 1-story open porch with a hipped roof spans the façade, supported by Foursquare wooden columns with recessed panels. A one-bay open porch with a pedimented gable roof and an oval window rises above the main porch roof on the south side. The lot is level, with a driveway on the north and no garage.
133-35 Roosevelt Ave	ca. 1915	2 Contributing	A 2.5-story frame two-family residence surmounted by a front-gable roof. The house is built on a rusticated cast block foundation and clad in clapboard. The west façade facing the street is dominated by a full-width open double-deck porch with a hipped roof supported by slender wooden columns. The north side of the house features a shallow 2-story polygonal bay, and an exterior brick chimney rises through the eaves on the north side. The lot is level, with a driveway on the north and a contributing two-car garage with a side-gable roof at the rear.

Address	Date of Construction	Status	Description
204 Roosevelt Ave	ca. 1915	1 Contributing	A 2-story frame single-family residence beneath a gable-on-hipped roof. The house is built on a rusticated cast block foundation and clad in vinyl siding. A 1-story open porch spans the façade, with a hipped roof supported by three slender square vinyl-clad columns. The central hipped roof features broad gables rising from the eave line on the front and both sides, with the eaves supported by horizontal brackets. The level lot features a driveway on the south and no garage.
205-07 Roosevelt Ave	ca. 1915	1 Contributing	A 2.5-story two-family residence surmounted by a hipped roof with overhanging eaves. The foundation is clad in concrete, and the house is clad in vinyl siding on the first story and wooden shingles on the second. The west façade facing the street is dominated by a full-width open porch on the first story, surmounted by a less-than-full-width open porch on the second story. The front and both side roofs have hipped roof dormers with overhanging eaves and exposed rafter tails. The level lot features a side driveway with no garage.
208 Roosevelt Ave	ca. 1915	1 Contributing	A 1.5-story frame single-family dwelling beneath a front-gable roof with gambrel ends. The house is built on a rusticated cast block foundation and clad in clapboard. The front gable section projects from the north half of the façade and features a 1-story open porch with a flat roof supported by three Tuscan columns. A shed-roof dormer projects from the side-gable roof above the south half of the façade, while a gambrel roof dormer rises from the north side roof. The lot is level, with a driveway on the south and no garage.
209 Roosevelt Ave	ca. 1915	1 Contributing	A 2.5-story frame single-family side-entrance residence beneath a side-gable roof. The house is built on a rusticated cast block foundation and clad in vinyl siding. The west façade facing the street features a full-width 1-story open porch with a shed roof supported by three Doric Tuscan columns. A gable dormer projects from the center of the front roof, while an exterior brick chimney rises on the south side. The lot is level, with a driveway on the north and no garage.
212 Roosevelt Ave	ca. 1915	1 Contributing	A 1.5-story frame single-family residence clad in stucco and surmounted by a side-gable roof with overhanging eaves. Dense vegetation in the front yard prohibits a full view of the building. The east façade facing the street appears to have a central entrance that is recessed behind an arched opening framed in brick, with a single window on the north. A modern gable dormer projects from the center of the front roof. The lot is level, with a driveway on the north and no garage.
215 Roosevelt Ave	ca. 1915	2 Contributing	A 2-story frame single-family side-entrance residence beneath a front-gable roof with returned eaves. The foundation is constructed of rusticated cast block. The west façade facing the street features a less-than-full-width enclosed porch beneath a flat roof. The entrance to the house is located on the north side, on a small porch beneath a gable door cap supported by two square wooden columns. The lot is level, with a driveway on the north and a contributing detached two-car garage with a hipped roof at the rear.
216 Roosevelt Ave	ca. 1915	2 Contributing	A 1.5-story frame single-family side-entrance residence beneath a side-gable roof ending in bellcast eaves. The house is clad in vinyl siding, with wooden shingles in the large projecting front gable. The façade is recessed behind the overhanging front roof to form a full-width 1-story open porch supported by three square columns clad in vinyl siding. An interior end brick chimney rises on the north side. The lot is level, with a driveway on the north leading to a contributing detached one-car garage at the rear.
217-19 Roosevelt Ave	ca. 1915	2 Contributing	A 2-story frame single-family residence beneath a hipped roof with overhanging eaves. The house is built on a stone foundation and clad in vinyl siding. A full-width 1-story enclosed porch spans the west façade facing the street and extends beyond the south side, with a hipped roof and overhanging eaves. Three sets of triple windows span the porch façade, each set within a triangular-topped opening, with the principal entrance on the side of the porch. The lot is level, with a driveway on the north and a two-car garage with a hipped roof.
220 Roosevelt Ave	ca. 1915	2 Contributing	A 1-story frame single-family residence in the Craftsman style, beneath a prominent front-gable roof with wide overhanging eaves supported by diagonal brackets and exposed rafter tails on the sides. The house is clad in wooden shingles. The front gable roof projects beyond the east façade facing the street to form a full-width 1-story open porch supported by Foursquare tapered wooden columns resting on brick piers, with lattice between outer two bays. The lot is level, with a driveway on the north leading to a contributing detached one-car garage with a front-gable roof in the rear.

Address	Date of Construction	Status	Description
221-23 Roosevelt Ave	ca. 1915	2 Contributing	A 2.5-story frame two-family residence surmounted by a hipped roof. The house is built on a rusticated cast block foundation and clad in vinyl siding. A full-width 1-story open porch spans the façade with a flat roof supported by grouped slender square columns; a one-bay open porch rests on the roof of the main porch on the south side, with a flat roof also supported by grouped square columns. The lot is level, and the driveway on the south leads to a contributing detached garage with three bays and a hipped roof in the rear.
225-27 Roosevelt Ave	ca. 1915	2 Contributing	A 2.5-story frame two-family house beneath a side-gable roof with a cross-gable section to the rear and overhanging eaves. The house is built on a rusticated cast block foundation and clad in wooden shingles. A 1-story less-than-full-width open porch spans the façade from the southwest corner to the canted corner on the northwest, with a hipped roof supported by three broad square wooden columns. The lot is level, with the driveway on the north side leading to a contributing detached two-car garage with a hipped roof and overhanging eaves with exposed rafter tails at the rear.
226 Roosevelt Ave	ca. 1915	2 Contributing	A 1.5-story frame single-family residence surmounted by a side-gable roof in a reverse saltbox form, with the front roof longer than the rear. The house is built on a cast block foundation and clad in wooden shingles. The front roof extends beyond the east façade facing the street to form a full-width 1-story open porch supported by Tuscan Doric columns that are grouped at the corners. The level lot features a driveway on the north that leads to a contributing detached three-car garage with a flat roof and brick siding.
228 Roosevelt Ave	ca. 1915	2 Contributing	A 1.5-story frame single-family residence surmounted by a side-gable roof in a reverse saltbox form, with the front roof longer than the rear, with slightly overhanging eaves supported by small diagonal brackets on the sides. The house is built on a cast stone foundation and clad in wooden shingles. The front roof extends beyond the east façade facing the street to form a full-width 1-story open porch supported by square wooden columns that are grouped at the corners. The lot is level, with a driveway on the south leading to a contributing detached one-bay garage with a hipped roof and hinged doors.
229-31 Roosevelt Ave	ca. 1915	2 Contributing	A 2.5-story frame two-family house beneath a hipped roof with overhanging eaves. The house is built on a cast block foundation and clad in vinyl siding on the first floor and wooden shingles on the second. A 1-story less-than-full-width open porch spans the façade from the southwest corner to the polygonal bay on the north, with a hipped roof supported by four broad square wooden columns. The lot is level, with the driveway on the north side leading to a contributing detached two-car garage beneath a hipped roof with overhanging eaves.
233-35 Roosevelt Ave	ca. 1915	1 Contributing	A 2.5-story frame two-family house beneath a hipped roof with overhanging eaves. The house is built on a cast block foundation and clad in clapboard. A 1-story less-than-full-width open porch spans the façade from the southwest corner to the polygonal on the north, with a hipped roof supported by four broad square wooden columns. A one-bay open porch rests on the right side of the main porch roof, beneath a flat roof with overhanging eaves. The lot is level, with a driveway on the north side and no garage.
234 Roosevelt Ave	ca. 1915	2 Contributing	A 1.5-story frame single-family residence surmounted by a side-gable roof in a reverse saltbox form, with the front roof longer than the rear. The house is built on a cast block foundation and clad in vinyl siding. The front roof extends beyond the west façade facing the street to form a full-width 1-story open porch supported by three sets of grouped square wooden columns. A small 1-story square bay projects from the rear of the north side beneath a hipped roof. The level lot features a driveway on the north that leads to a contributing detached two-car garage with a hipped roof and cast block siding.
236 Roosevelt Ave	ca. 1915	2 Contributing	A 1.5-story frame single-family residence surmounted by a side-gable roof in a reverse saltbox form, with the front roof longer than the rear. The house is built on a cast block foundation and clad in vinyl siding. The front roof extends beyond the east façade facing the street to form a full-width 1-story porch supported by three sets of grouped square wooden columns, now enclosed in screening. A small 1-story square bay projects from the rear of the north side beneath a hipped roof. The level lot features a driveway on the south that leads to a contributing detached one-car garage with a front-gable roof.

Address	Date of Construction	Status	Description
237-39 Roosevelt Ave	ca. 1915	1 Contributing	A 2.5-story multi-family residence beneath a front gable roof with cornice returns. Half of the front façade is recessed, with a wooden entrance porch before it, while the other half is a semi-hexagonal bay. The siding is shingle, the windows are one-over-one in trim with cornices, and the foundation is rusticated cast block.
240 Roosevelt Ave	ca. 1915	1 Contributing	A 1.5-story frame single-family residence surmounted by a side-gable roof in a reverse saltbox form, with the front roof longer than the rear. The house is built on a rusticated cast block foundation and clad in vinyl siding. The front roof extends beyond the east façade facing the street to form a full-width 1-story screened-in porch supported by wooden Tuscan columns. A small 1-story square bay projects from the rear of the north side beneath a hipped roof. The level lot features a driveway on the south and no garage.
241-43 Roosevelt Ave	ca. 1915	1 Contributing	A 2-story frame two-family residence surmounted by a front-gable roof with returned eaves. The house is built on a rusticated cast block foundation and clad in wooden shingles. A 2-story polygonal bay occupies the south half of the façade, with a single one-over-one window in each facet on both floors. The entrance bay is on the north, recessed behind the overhanging gable, with two single doors on the first story and a single door leading to a replacement one-bay 2-story open porch built of unpainted treated lumber. The lot is level, with a driveway on the south and no garage.
244 Roosevelt Ave	ca. 1915	1 Contributing	A 1.5-story frame single-family residence, clad in clapboard, beneath a side-gable roof with exposed rafter tails in the front. The east façade facing the street is recessed behind the front roof to form a full-width 1-story open porch supported by three square wooden columns resting on shingle-clad bases. The two-bay façade has a single door on the south and a tripartite window on the north. The lot rises slightly from the street with a driveway on the north and no garage.
247 Roosevelt Ave	ca. 1915	1 Contributing	A 2.5-story frame single-family residence beneath a cross-gable roof with exposed rafter tails on the sides. The house is built on a rusticated cast block foundation and clad in clapboard on the first floor and wooden shingles on the second. A full-width 1-story open porch spans the façade, with a hipped roof supported by five slender wooden columns with small Doric capitals; the second-story porch rises from the main porch roof, with a gable roof featuring a simple geometrical design. The lot is level, with a driveway on the north and no garage.
248 Roosevelt Ave	ca. 1915	1 Contributing	A 1.5-story frame single-family residence surmounted by a side-gable roof in a reverse saltbox form, with the front roof longer than the rear. The house is built on a rusticated cast block foundation and clad in vinyl siding. The front roof extends beyond the east façade facing the street to form a full-width 1-story porch, which has been enclosed except for an entrance bay off-center to the south. A shed-roof dormer rises from the center of the front roof with a triple window. The lot rises from the street, with a driveway on the north and no garage.
251 Roosevelt Ave	ca. 1915	1 Contributing	A 2-story frame single-family residence beneath a front-gable roof. The house is built on a rusticated cast block foundation and clad in vinyl siding. A full-width 1-story open porch spans the façade, with a hipped roof supported by three slender square columns clad in vinyl. A secondary side entrance is located on the north side beneath a simple shed-roof cap supported by diagonal brackets. The lot is level, with a driveway on the north and no garage.
253-55 Roosevelt Ave	ca. 1915	2 Contributing	A 2.5-story frame multiple-family residence surmounted by a front-gable roof with returned eaves and a jerkinhead end. The house is built on a cast block foundation and clad in vinyl siding. The west façade facing the street is dominated by an enclosed full-width 1-story porch, with an enclosed one-bay porch above on the south. The lot is level, with a driveway on the north leading to a contributing detached two-car garage with a hipped roof.
254 Roosevelt Ave	ca. 1915	2 Contributing	A 1.5-story frame single-family residence, beneath a side-gable roof. The east façade facing the street is recessed behind the front roof to form a full-width 1-story open porch supported by four Tuscan Doric columns. The two-bay façade has a single door on the south and a single window on the north. A large gable dormer projects from the center of the front roof, with two single windows recessed below the level of the roof. The lot rises from the street, with a driveway on the south and a one-car garage with a front-gable roof.

Address	Date of Construction	Status	Description
256-58 Roosevelt Ave	ca. 1915	1 Contributing	A 2.5-story frame two-family residence surmounted by a hipped roof with overhanging eaves. The house is built on a rusticated cast block foundation and clad in clapboard on the first story and wooden shingles on the second. A full-width 1-story open porch spans the façade, with a hipped roof supported by Foursquare wooden piers. Hipped-roof dormers project from the front and both side roofs. The lot rises sharply from the street, with a driveway on the north and no garage.
257 Roosevelt Ave	ca. 1915	2 Contributing	A 2.5-story frame single-family residence beneath a side-gable roof with overhanging eaves. The house is built on a rusticated cast block foundation and clad in vinyl siding. A full-width 1-story open porch spans the façade, with a hipped roof supported by three square wooden columns with small Doric capitals. The lot is level, with a driveway on the north leading to a contributing detached one-car garage with a hipped roof.
304 Roosevelt Ave	ca. 1915	1 Contributing	A 2-story frame single-family residence beneath a side-gable roof with overhanging eaves. The house is built on a cast block foundation and clad in vinyl siding on the first story and wooden shingles on the second. The east façade facing the street is dominated by a full-width 1-story open porch with a shallow front gable that has a broad cornice line. The porch is supported at each corner by a single square wooden column with a small Doric capital. The lot rises slightly from the street, with a driveway on the north and no garage.
305-07 Roosevelt Ave	ca. 1960	Non-contributing	One non-contributing building (due to age).
308-10 Roosevelt Ave	ca. 1915	2 Contributing	A 2.5-story frame two-family residence beneath a steeply pitched front-gable roof. The foundation is clad in concrete, and the house is clad in clapboard on the first story and wooden shingles on the second. The façade is dominated by a full-width open double-deck porch with a narrow hipped roof extending over the first story with exposed rafter tails, and a hipped roof above the second story with exposed rafter tails. Both levels are supported by Foursquare wooden columns with small Tuscan Doric capitals. The lot rises slightly from the street, with a driveway on the north that leads to a contributing detached two-car garage with a front-gable roof.
312-14 Roosevelt Ave	ca. 1915	1 Contributing	A 2.5-story frame two-family residence surmounted by a hipped roof with overhanging eaves. The house is built on a rusticated cast block foundation and clad in clapboard on the first story and wooden shingles on the second. The north half of the east façade facing the street is occupied by a two-bay polygonal bay. The south half of the façade features two adjoining single doors within a single slightly projecting enclosure on the first floor and an open porch on the second with a flat roof. The lot rises slightly from the street, with a driveway on the north and no garage.
313-15 Roosevelt Ave	ca. 1915	1 Contributing	A 2-story frame two-family residence beneath a side-gable roof with overhanging eaves and a cross-gable section to the rear. The foundation is clad in concrete, and the house is clad in vinyl siding on the first story and wooden shingles on the second. A 2-story one-bay double-deck porch projects from the south side of the façade, with a narrow shed roof across the front above the first story and a front gable above the second story. The lot drops from the level of the street, with a driveway on the south leading to a rear parking area with no garage.
316-18 Roosevelt Ave	ca. 1915	1 Contributing 1 Non-contributing	This two-and-a-half-story frame two-family residence has a hipped roof with overhanging eaves, asbestos shingles on the first story, and clapboards on the second. The east façade features a two-bay polygonal bay on the north half, two adjoining doors on the south half within a slightly projecting enclosure, and an open second-story porch with a flat roof; the full-width one-story porch has a hipped roof supported by shingled square columns with small Tuscan Doric columns, with hipped roof dormers projecting from the front and sides, and a two-story polygonal bay and exterior brick chimney on the north side. A driveway on the north leads to a non-contributing two-car garage.
317-19 Roosevelt Ave	ca. 1915	1 Contributing	A 2-story frame two-family residence atop a cast block foundation and beneath a hipped roof. The west façade facing the street is dominated by a 2-story section with a pedimented front-gable roof, the north side of which is a continuation of the north side of the main hipped roof. A lower 1-story enclosure projects from the recessed portion of the façade beneath a shed roof, containing two single doors; the space above this enclosure has been covered in vertical siding. The lot slopes slightly down from the street, with a driveway on the north and no garage.

Address	Date of Construction	Status	Description
320 Roosevelt Ave	ca. 1915	2 Contributing	A 2-story frame side-entrance single-family residence, clad in vinyl siding, beneath a gable roof with returned eaves. The east façade facing the street has an exterior brick chimney rising through the center of the façade, while the first story is enclosed in a full-width porch with screened windows on the front and sides. The entrance is on the north side of the house, protected by a one-bay pedimented door cap supported by two square wooden columns. The lot is level, with a driveway on the north leading to a contributing detached one-car garage with a front-gable roof.
321-23 Roosevelt Ave	ca. 1915	1 Contributing	A 2-story frame two-family residence, clad in vinyl siding, beneath a cross-gable roof. The west façade facing the street is dominated by a full-width 1-story porch that is enclosed across the north three-quarters, leaving only a bay with two single doors that are flush with the façade. The first-story porch roof extends to the south side to cover the two entrances, where it is supported by a single slender wooden column. The lot is level, with a driveway on the south and no garage.
324-26 Roosevelt Ave	ca. 1915	1 Contributing	A 2.5-story frame two-family house surmounted by a hipped roof with shallow overhanging eaves. The house is built on a rusticated cast block foundation and clad in vinyl siding. A full-width 1-story open porch spans the façade, with a hipped roof supported by five square wooden columns; an open porch rises from the south side of the main porch roof. Hipped roof dormers project from the front and both side roofs. The lot is level, with a driveway on the north and no garage.
325 Roosevelt Ave	ca. 1915	2 Contributing	A 2-story frame single-family residence beneath a front-gable roof with exposed rafter tails and diagonal corner brackets; the roof is longer on the left side than on the right side. The foundation is clad in concrete, and the house is clad in clapboard. The west façade facing the street is asymmetrical with three bays, including an off-center single entrance within a projecting enclosure beneath an open gable door cap. The lot slopes down slightly from the street, with a driveway on the south leading to a contributing detached one-car garage with a front-gable roof.
328-30 Roosevelt Ave	ca. 1915	2 Contributing	A 2.5-story frame two-family residence surmounted by a front-gable roof with overhanging eaves. The house is built on a cast block foundation and clad in clapboard on the first story and wooden shingles on the second. A full-width 1-story open porch spans the façade, with a hipped roof supported by Foursquare tapered wooden columns with small Tuscan Doric columns. Gable dormers with returned eaves project from both side roofs. The lot rises slightly from the street, with a driveway on the north leading to a contributing detached two-car garage with a front-gable roof.
329-31 Roosevelt Ave	ca. 1915	2 Contributing	A 2.5-story frame two-family residence surmounted by a hipped roof. The house is built on a cast block foundation and clad in vinyl siding. The west façade facing the street is dominated by an enclosed 2-story projecting section beneath a pedimented gable. A single bay at the extreme south is flush with the front of the house, with a single entrance beneath a flat-roofed porch. Shed roof dormers project from the centers of both side roofs. The lot slopes slightly down from the street, with a driveway on the north that leads to a contributing detached two-car garage with a hipped roof.
332 Roosevelt Ave	ca. 1915	2 Contributing	A 1.5-story frame single-family Dutch Colonial residence beneath a front-gable gambrel roof. The house is built on a rusticated cast block foundation and clad in vinyl siding. A less-than-full-width 1-story open porch spans the façade with a hipped roof supported by Foursquare wooden columns. A shed-roof dormer projects from both side roofs. The lot is level, with a driveway on the south that leads to a contributing detached two-car garage with a hipped roof.
333 Roosevelt Ave	ca. 1915	2 Contributing	A 1.5-story frame single-family house beneath a side-gable saltbox roof with exposed rafter tails at the front. The foundation is clad in scored concrete, and the house is clad in vinyl siding. The west façade facing the street is recessed behind the overhanging front roof to form a full-width 1-story enclosed porch. A shed-roof dormer projects from the ridge line on the front roof. The lot is level, with a driveway on the north leading to a contributing detached one-car garage with a hipped roof.
337 Roosevelt Ave	ca. 1915	2 Contributing	A 1.5-story frame single-family house beneath a side-gable saltbox roof with exposed rafter tails at the front. The foundation is clad in concrete, and the house is clad in clapboard on the first story and wooden shingles on the second. The west façade facing the street is recessed behind the overhanging front roof to form a full-width 1-story enclosed porch. A shed roof dormer projects from the ridge line on the front roof. The lot is level, with a driveway on the north and a one-car garage with a hipped roof.

Address	Date of Construction	Status	Description
338 Roosevelt Ave	ca. 1915	2 Contributing	A 2-story frame single-family residence beneath a side-gable roof with overhanging eaves. The foundation is clad in scored concrete, and the house is clad in vinyl siding on the first story and wooden shingles on the second. A less-than-full-width porch spans the façade with a shed roof supported by Foursquare wooden columns; a platform with a low wainscot wall rests in the center of the porch roof. The lot is level, with a driveway on the south leading to a two-car garage with a front-gable roof.
340 Roosevelt Ave	ca. 1915	1 Contributing	A 2-story frame single-family Dutch Colonial residence beneath a front-gable gambrel roof with returned eaves on the front and overhanging eaves on the sides. The house is built on a rusticated cast stone foundation and clad in vinyl siding. A less-than-full-width 1-story open porch spans the façade, with a hipped roof supported by three Doric Tuscan columns. A shed-roof dormer projects from both side roofs. The lot is level, with a driveway on the south and no garage.
341-43 Roosevelt Ave	ca. 1915	2 Contributing	A 2.5-story frame two-family residence surmounted by a hipped roof with overhanging eaves. The house is built on a cast block foundation and clad in clapboard on the first story and wooden shingles on the second. A full-width 1-story open porch spans the façade, with a hipped roof supported by Foursquare wooden piers. Hipped-roof dormers project from the front and both side roofs. The lot is level, with a driveway on the north leading to a contributing detached garage.
344-46 Roosevelt Ave	ca. 1915	2 Contributing	A 2-story frame two-family house beneath a hipped roof. The foundation is clad in stucco, and the house is clad in clapboard. The east façade facing the street is dominated by a less-than-full-width double-deck open porch beneath a projecting pedimented gable, supported by square grouped 2-story columns at the corners and a single 1-story square column in the center of the first floor. The lot is level, with a driveway on the south leading to a contributing detached two-car garage with a hipped roof.
345-47 Roosevelt Ave	ca. 1915	2 Contributing	A 2.5-story frame two-family residence surmounted by a front-gable roof with overhanging eaves. The house is built on a cast block foundation and clad in vinyl siding. The west façade facing the street is dominated by a full-width double-deck open porch formed by a continuation of the main roof past the façade. The first- and second-story porch roofs are supported by three square wooden columns, with scalloped arches on the second story. The lot is level, with a driveway on the south that leads to a contributing detached two-car garage with a front-gable roof.
348 Roosevelt Ave	ca. 1915	2 Contributing	A 2-story frame single-family residence beneath a compound front-gable-on-gambrel roof. The foundation is clad in scored concrete, and the house is clad in vinyl siding. The east façade facing the street features a projecting 1-story one-bay addition on the north side, with a flat roof. The upper gable roof features returned eaves. The lot is level, with a driveway on the south leading to a contributing detached one-car garage with a pedimented-gable roof.
349-51 Roosevelt Ave	ca. 1915	1 Contributing	A 2.5-story frame two-family residence surmounted by a front-gable roof. The house is built on a rusticated cast block foundation and clad in clapboard on the first story and wooden shingles on the second. The west façade facing the street features a 2-story polygonal bay that occupies the north half of the façade. A full-width 1-story open porch spans the façade, with a hipped roof supported by Foursquare wooden Tuscan Doric columns. The lot is level, with a driveway on the north and no garage.
260-62 Roosevelt Ave & Jerome St	ca. 1915	2 Contributing	A 2.5-story frame two-family residence surmounted by a hipped roof with overhanging eaves. The house is built on a stone foundation and clad in clapboard on the first story and wooden shingles on the second. The south half of the east façade facing the street is occupied by a two-bay polygonal bay. The north half of the façade features two adjoining single doors within a single frame on the first story and an open porch on the second with a flat roof supported by square wooden columns. The corner lot rises sharply from the street, with a short driveway leading to a contributing detached two-car garage with a hipped roof.
261 Roosevelt Ave & Jerome St	ca. 1915	2 Contributing	A 2.5-story frame single-family residence beneath a front-gable roof with a pedimented gable. The foundation and first story are clad in stucco, and the second story is clad in vinyl siding. A full-width 1-story open porch spans the façade with a hipped roof supported by four Tuscan Doric columns. A simplified Palladian window is in the center of the front gable. The corner lot is level, with a short driveway at the rear leading to a contributing detached one-car garage with a hipped roof.

Address	Date of Construction	Status	Description
300 Roosevelt Ave & Jerome St	ca. 1915	1 Contributing	A 2-story frame side-entrance single-family residence beneath a gable roof with overhanging eaves supported by small horizontal brackets and a pedimented gable. The house is built on a cast block foundation. The east façade facing Roosevelt Avenue is dominated by a central exterior brick chimney that rises through the pedimented gable and the roof peak. A full-width 1-story hipped roof porch with overhanging eaves and small diagonal brackets spans this façade. The corner lot rises slightly from both sides, and a one-car garage with a flat roof is attached to the rear of the house.
301 Roosevelt Ave & Jerome St	ca. 1950	Non-contributing	One non-contributing building (due to age and integrity).
353 Roosevelt Ave & Kensington*	ca. 1915	1 Contributing	A 1.5-story frame single-family residence beneath a side-gable roof with wide overhanging eaves and exposed rafter tails, supported by diagonal brackets. An enclosed full-width shed-roof porch projects at a shallower pitch from the main roof, with a center section that projects slightly beyond and above the porch; the porch roof also features exposed rafter tails on the front and is supported by diagonal brackets. The corner lot rises from both streets and slopes down to the rear of the house, revealing a partially raised cast block foundation, and a small driveway is located to the rear of the lot; there is no garage.
401 Roosevelt Ave & Kensington*	1927, remolded ca. 1970	Non-contributing	One non-contributing building (due to integrity).
136-38 Roosevelt Ave & Lennox A*	ca. 1915	1 Contributing	A 2-story frame residence beneath a steeply pitched hipped roof. The house is clad in vinyl siding on the first floor and asbestos shingles on the second. A full-width 1-story open porch spans the façade, with a hipped roof supported by paired slender square wooden columns; an open porch rises from the main porch roof, with a pedimented gable containing a Palladian window with diamond-pane side windows. The corner lot rises slightly from the street, with no driveway or garage.
137-39 Roosevelt Ave & Lennox A*	ca. 1915	1 Contributing	A 2.5-story frame two-family residence surmounted by hipped roof. The house is built on a brick foundation and clad in clapboard on the first floor and wooden shingles on the second. A full-width 1-story open porch spans the façade, with a hipped roof supported by four unevenly spaced slender wooden columns; a one-bay porch rises from the main porch roof on the north side, with a pedimented gable containing a single diamond-pane window. The corner lot rises slightly from the street, with no driveway or garage.
200 Roosevelt Ave & Lennox A*	1922	1 Contributing	A 2.5-story residence beneath a hipped roof underscored by trim, with small cross gables on both the east and west end of the front façade, a small shed dormer in line with the main entrance, and another dormer on the east elevation. There is a hipped full-width enclosed porch on the east elevation, with windows separated by columns of wood lattices, and the main entrance, flanked by sidelights, is fronted by a gable portico with eave returns. There are a variety of window types on the front fenestration, including an oriel window of paired six-over-six windows, an arched four-over-four window, an eight-over-eight window, and a three-over-three, all enclosed in trim. The house sits atop concrete foundation and is attached to a one-car garage to the west.
201 Roosevelt Ave & Lennox A*	ca. 1955	Non-contributing	One non-contributing building (due to age).
215 Stratford St		1 Contributing	A 2.5 story vinyl-sided residence beneath a dormer hip roof. An enclosed porch is located on the west side of the property, and the front door is set beneath an open pediment.
305 Stratford St	ca. 1930	2 Contributing	A 2.5-story residence beneath a side gable roof with a central shed dormer along the front slope. The front façade contains a symmetrical arrangement of six-over-one windows and has a full-width porch supported by square columns, grouped at the corners. The house is clad in vinyl, sits atop a foundation of stone or concrete block with thick mortar bands, and has a prominent brick chimney on the west elevation, toward the front. To the east is a two-car garage beneath a pedimented front gable roof underscored by decorative brackets with a circular adornment in the center of the gable.
415 Stratford St	ca. 1920	2 Contributing	A 2.5-story residence beneath a pedimented front gable underscored by decorative brackets, although the main entrance is along the slope side to the west beneath a gable portico. The west and south elevations appear to have a regular and symmetrical arrangement of one-over-one windows, while the east is made asymmetrical by the brick chimney. The house sits atop concrete block foundation and is clad in vinyl siding. To the east is a brick two-car garage with a flat roof.

Address	Date of Construction	Status	Description
411 Stratford St & Sumner Ave	1916	1 Contributing	A 2.5-story multi-family residence beneath a side gable roof, with a two-bay shed dormer in the front and an extension to the gable in the back. The house sits atop brick foundation and has a brick chimney, is clad in wood shingle, and has concrete front steps leading to the small, gable front porch. The windows are six-over-one and commonly paired with surrounding trim and shutters, and there is a 2-story bay projection along the east elevation.
123 Stratford Street	Ca. 1905	1 Contributing	A 2.5-story residence beneath a jerkinhead roof with a hipped dormer to the south, underscored by exposed rafter tails, and a 2-story shed roof projection to the north, which contains the main entrance flanked by decorative panels and sidelights. Adjacent to the entrance, on the main mass, is a hipped screened-in porch. The windows of the second story are six-over-one with sills and shutters, while the windows in the jerkinhead gable are paired casement windows. The first story is brick while the upper stories are wood shingle, and there is a brick chimney on the south elevation.
119 Strong Ave	ca. 1900	2 Contributing	A 2.5-story residence beneath a low-pitched hipped roof intersected by wood siding-clad hipped dormers containing paired windows with decorative glass top panes. The main volume follows a square plan with symmetrical and evenly distributed fenestration, but the entrance is built into an enclosed porch to the north. On the front façade, the two first-story windows are each wide expanses with a grid of 4 x 7 panes, while the two second-story windows are one-over-ones with lintels touching the roof frieze band and flanked by shutters. There is a two-car garage past the side yard to the north with a pyramidal roof.
120 Strong Ave	-	not counted	Vacant Lot
123 Strong Ave	ca. 1915	1 Contributing	A 2.5-story residence beneath a front gable roof with eave returns, with a half-width pedimented gable projecting slightly along the north half of the front façade and a gable second-story porch projecting further from the south half. The porch expands to a full-width porch on the first story, with square columns on both stories. The rooflines are underscored by cornices and frieze bands. The windows are generally one-over-one with simple entablature lintels, though in the projecting pedimented gable there is a smaller window with diamond panes.
127 Strong Ave	ca. 1915	1 Contributing	A 2.5-story residence beneath a steep front gable with full eave return and cross gables on the sides, and another pedimented gable over the entrance to the full-width porch. The house is clad in vinyl clapboard with bands of trim under the overhanging roofline and down corners, with fish-scale shingles in the peaks of the gables and cast block foundation. The porch is supported by square columns atop a solid clapboard railing.
131 Strong Ave	ca. 1915	1 Contributing	A 2.5-story residence surmounted by a side gable roof that extends into a hipped roof toward the back. The gable ends are pedimented, as is a cross gable on the front slope side, and they contain single windows with diamond panes, entablature lintels and surrounding trim, with their trim and lintels matching those of the one-over-ones found long the main body. The house sits on cast block foundation and is clad in horizontal siding, with scalloped wood shingles in the upper part of the front gable and diamond-shaped wood shingles in the gable of the entrance portico.
135 Strong Ave	1899	1 Contributing	A 2.5-story residence beneath a side gable roof with full eave return and a central hipped dormer along the front slope. The northern bay of the front façade is recessed, with a small porch on the second story and a full-width wooden porch on the first supported by rounded, tapered columns. The windows are mostly one-over-one with pronounced lintels, trim, and, on the front façade, louvered shutters. The foundation appears to be concrete.
139 Strong Ave	1902	2 Contributing	A 2.5-story residence beneath a side gable roof with full eave return and a cross gable projection on the south bay of the front façade and a gable dormer along the north bay. The house sits on cast block foundation, is clad in vinyl clapboard siding, and is fronted by a full-width porch supported by rounded columns. A driveway to the north leads to a front gable two-car garage clad in brick with vinyl siding in the gable end.
143 Strong Ave	ca. 1890	2 Contributing	A 2.5-story residence atop cast block foundation, clad in vinyl novelty siding, and surmounted by a front gable roof with a gable wall dormer along the south elevation. The front façade is three bays wide with a slightly projecting entrance underneath an overhanging gable to the north, and a partial-width wood porch to the south. Two six-over-one windows are found in the gable peak, with a pair of French doors in the center of the second story leading to the roof of the porch, and two pairs of small four-pane windows on the south elevation. A driveway to the north leads to a front gable two-car garage with wood shake siding.

Address	Date of Construction	Status	Description
147 Strong Ave	1968	Non-contributing	One non-contributing property (due to age).
153 Strong Ave	ca. 1910	2 Contributing	A 2.5-story residence atop stone foundation, beneath a front gable roof with a cross gable along the back east elevation, and a gable 1-story entrance projection in the front. The gable for the entrance is pedimented with narrow three-pane windows touching the frieze band on either side of the door. The front façade has a four-pane window in the gable peak and six-over-six windows with wood surrounds. A driveway to the south leads to a 2-story, two-car front gable garage with horizontal novelty wood siding, wood window surrounds and garage doors.
157 Strong Ave	ca. 1910	2 Contributing	A 2.5-story vinyl siding-clad residence beneath a cross gable roof with pedimented gables, with the pediment style matched by the shed roof over the small entrance porch. The porch has a wood balustrade with decoratively turned balusters and rounded columns turned in the same manner, supporting a decorative balustrade below the roof. The fenestration consists of one-over-one windows with small one or two-pane windows in the gable ends. To the north is a front gable one-car garage with a wooden double-door.
160 Strong Ave	-	not counted	Vacant lot
161 Strong Ave	ca. 1890	1 Contributing	A 2-story residence that appears to have originally been a cross gable structure, with a 2-story extension in the space between the two gables surmounted by a shed roof overlapping the slopes of the gables. The house sits atop concrete foundation and is clad in vinyl siding with asphalt shingles. The windows on the front façade are one-over-one with louvered shutters.
165 Strong Ave	1892	1 Contributing	A 2.5-story residence beneath a cross gable roof with pedimented gables, which are clad in wood clapboard with variegated shingles in the peak. The entrance extends diagonally from the corner of the two gables, with a gable portico on rounded columns. The house sits atop stone foundation with glass block basement windows, while the windows otherwise are one-over-one with pronounced aprons.
202 Strong Ave	ca. 1915	2 Contributing	A 2-story frame single-family side-entrance residence beneath a side-gable roof in a reverse saltbox form, with the front section longer than the rear and broken into two segments at different angles. The lower segment protrudes beyond the east wall of the house, covering a 1-story open porch supported by four rectangular wooden piers. A cut in the center of the front roof allows for set-back windows topped by a gable, creating a reverse dormer. A north side driveway leads to a one-car garage with a flat roof.
208 Strong Ave	ca. 1915	2 Contributing	A 2.5-story frame single-family side-entrance residence surmounted by a steeply pitched side-gable gambrel roof. The house is built on a cast block foundation and clad in clapboard on the first story and shingles on the second. The front roof extends beyond the façade to form a full-width 1-story porch supported by four Tuscan Doric columns. A cut in the center of the front roof allows for set-back windows topped by a gable with returning eaves, creating a reverse dormer. A north side driveway leads to a one-car garage with a front-gable roof.
217 Strong Ave	ca. 1915	2 Contributing	A 2-story frame residence surmounted by a side-gable roof in a reverse saltbox form, with the front roof longer than the rear. The house is built on a cast block foundation and clad in clapboard on the first story and shingles on the second. The front roof extends beyond the façade to form a full-width 1-story porch supported by three rectangular wooden piers. A shed-roof dormer with three joined short rectangular windows rises from the center of the front roof. A south side driveway leads to one-car garage with a front-gable roof.
220 Strong Ave	ca. 1915	1 Contributing	A 2-story frame residence surmounted by a side-gable roof in a reverse saltbox form, with the front roof longer than the rear. The house is built on a cast block foundation, now parged, and clad in vinyl siding on first story and cedar shingle siding on the second. The front roof extends beyond the façade to form a full-width 1-story porch supported by four rectangular wooden piers. A shallow rectangular bay protrudes halfway up the south wall, lighting the interior stair. The house shares a paved parking space on the south side.

Address	Date of Construction	Status	Description
221 Strong Ave	ca. 1920	1 Contributing	A 2-story frame front-entrance residence beneath side-gable gambrel roof with prominent shed dormers on the front and back roof segments. The house is built on a cast block foundation and clad in clapboard. A 1-story half-width gable-front porch, accessible only from the house interior through double multi-pane doors, is supported at the corners by rectangular wooden piers and projects from the south half of the façade. There is no original driveway, but a space has been cut out of the north edge of the front yard to allow for parking.
226 Strong Ave	ca. 1915	2 Contributing	A 2-story frame side-gable residence with prominent near-full-width shed dormers on the front and back roof sections. The house is built on a cast block foundation, now parged, and clad in aluminum siding. The front roof extends beyond the façade to form a full-width 1-story porch supported by four rectangular wooden piers with recessed panels and Tuscan Doric capitals. A stucco-clad brick chimney rises inside the north wall and through the sloping roof. A paved north side driveway leads to a two-car garage with a hipped roof.
227 Strong Ave	ca. 1915	2 Contributing	A 1.5-story frame residence surmounted by a side-gable roof in a reverse saltbox roof, with the front side of the roof longer than the rear. The house is built on a cast block foundation and clad in shingles. The front roof extends beyond the façade to form a full-width 1-story porch supported by three square wooden piers. A large gable-roof dormer rises above the porch from the center of the front roof with four joined rectangular windows. A south side driveway leads to a one-car garage with a front-gable roof at the southeast corner of the lot.
229 Strong Ave	ca. 1920	1 Contributing	A 2-story frame front-entrance residence beneath a side-gable roof. The house is built on a cast block foundation, now parged, and clad in vinyl siding. A 1-story near-full-width gable front porch spans the west façade and is supported by three rectangular wooden piers. A brick chimney rises against the south exterior wall, and a 1-story hipped-roof chamfered bay projects from the south wall just east of the chimney. Paved driveways flank the house but appear to serve the adjacent lots.
230-34 Strong Ave	ca. 1915	2 Contributing	A 2-story frame side-gable residence, clad in aluminum siding, with prominent near-full-width shed dormers on the front and rear roof sections. The front roof extends beyond the façade to form a full-width 1-story porch with a skirt wall, which supports four rectangular wooden piers that carry the roof overhang. A stucco-clad brick chimney rises inside the north wall and through the sloping roof. A paved north side driveway leads to a one-car garage with a front-gable roof at the northwest corner of the lot.
235 Strong Ave	ca. 1920	1 Contributing	A 2.5-story single-family English cottage-style residence beneath a front-gable roof with prominent shed dormers on both the north and south parts of the roof. The main entrance faces Strong Avenue and is through a 1-story rectangular projecting enclosed wing. A brick chimney rises the full house height and is set against and within the front gable and aligned slightly off-center with the gable apex. The house has no driveway or garage.
708 Sumner Ave	ca. 1920	1 Contributing	A 2.5-story Tudor-style house beneath a side gable with an asymmetrical crossing front gable, the northern slope side shorter than the southern, and a gable dormer along the southern slope. The second story has decorative half-timbering over stucco, while the first story has mostly brick walls in running bond save for a section of uncut stone on the front façade that extends in a vertical column to the second story, leading to the brick chimney. There is a small wooden porch supported by square columns underneath the extended slope of the gable, with a one-car garage underneath with brick foundation, visible due to the downward slope of the lot to the south. The windows are mainly paired or grouped and consist of four-over-one panes bound in wood trim.
712 Sumner Ave	ca. 1920	1 Contributing	A 2-story residence beneath a saltbox front gable roof, with the longer slope side to the south and the entrance along the slope side to the north. The house rests on brick foundation, with a wide brick chimney along the front that is obscured by vinyl siding on the second story, and is clad in vinyl siding throughout. There is a shed dormer along the south slope, the windows are largely six-over-one or one-over-one, and along the north elevation the second-story windows are built directly underneath the overhanging eaves.

Address	Date of Construction	Status	Description
715 Sumner Ave	ca. 1920	1 Contributing	A 2.5-story residence with Prairie School characteristics in its broad, low-pitched hipped roof with wide overhanging eaves and brackets, and the replication of this roofline over the first-story full-width enclosed porch. The house has a foursquare structure with nearly symmetrical elevations and hipped central dormers on the sides, and the fenestration consists mostly of six-over-one or nine-over-one windows paired together and enclosed in trim. The house is clad in wood shingles.
716 Sumner Ave	ca. 1940	1 Contributing	A 2.5-story residence beneath an overhanging side gable roof, with a hipped roof full-width porch along the front supported by rounded, fluted columns. The front is symmetrical and three bays wide, with a door on either side separated by paired six-over-one windows in trim, with paired one-over-ones flanked by individual one-over-ones on the second story, each with shutters. The house sits atop concrete foundation, has a brick chimney along the south elevation, is clad in vinyl siding, and has asphalt shingles on the roof.
720 Sumner Ave	ca. 1930	1 Contributing	A 2.5-story residence surmounted by a steep side gambrel roof with wide eave returns and extended flared eaves along the front slope to roof the enclosed full-width porch. A shed dormer along the front contains two paired six-over-six windows in trim, flanked by louvered shutters with decorated upper panels. The main entrance is located on the south elevation beneath a bracketed portico, flanked by paired six-over-one windows, and there is a bay window on the north elevation. The walls are clad in wood shingle.
724 Sumner Ave	ca. 1920	1 Contributing	A 2.5-story residence surmounted by a steep side gambrel roof with overhanging eaves and a shed dormer with two paired one-over-one windows along the front slope. Along the front is a bay window and an entrance behind a pedimented enclosed porch with narrow full-height windows and a glass-paneled door. The windows generally have simple cornices and/or pronounced sills. The walls are clad in vinyl siding.
727 Sumner Ave	1916	1 Contributing	A 2.5-story residence surmounted by a steep overhanging side gambrel roof with a shed dormer of two paired one-over-one windows along the front. The first story is clad in stucco, while the second has vinyl siding. The front slope of the gambrel extends over a full-width front porch with stucco-covered piers at the corners and rounded columns along the sides. The lot slopes downward to the north, so that the driveway is level with a revealed portion of the basement, though this does not contain a garage.
728 Sumner Ave	ca. 1920	2 Contributing	A 2.5-story residence surmounted by a steep overhanging side gambrel roof with a shed dormer of two paired six-over-one windows along the front. The front slope of the gambrel extends to form a full-width porch with thick piers of uncut stone. The chimney and a section of the north elevation are likewise made of the same stone, though the rest of the house has vinyl siding.
729 Sumner Ave	ca. 1910	1 Contributing	A 2.5-story residence surmounted by a steep side gable roof with overhanging eaves and a three-bay-wide shed dormer along the front. The front of the gable extends to cover a full-width porch supported by thick square piers of matching stucco as the first story, with paired brackets above each pier. The second story is clad in wood shingle. The windows are generally six- or nine-over-one enclosed in trim.
732 Sumner Ave	ca. 1920	1 Contributing	A 2.5-story residence beneath a jerkinhead roof with a projecting pedimented gable along the south façade and a hipped enclosed porch along the front. The first story is clad in wood shingle with stucco along the second, and occasional half-timbering inside gable peaks; the foundation is made of brick, and the prominent chimney along the south elevation is covered in stucco with decorative brick features. The enclosed porch has large windows surrounded by carved wooden panels, while the first story has multiple four-over-four paired windows and the second story has six-over-six windows with louvered shutters.
735 Sumner Ave	ca. 1930	1 Contributing	A 1.5-story residence beneath a side gable roof with full eave return and two gable dormers along the front, each with paired casement diamond pane windows and decorative brackets beneath barge board. The front slope of the gable extends over a full-width porch with Doric columns and an entablature with square brackets. The front windows have diamond pane upper windows and plain lower windows, paired or grouped with thick trim.

Address	Date of Construction	Status	Description
815 Sumner Ave	a. 1905	1 Contributing	A 2.5-story residence beneath a hipped roof with overhanging eaves, brackets, and intersecting hipped dormers. The roofline matches the polygonal shape of the second-story bay on the front façade, and there is a hipped roof for the full-width porch supported by square columns under a broad full-width arch. The house is clad in wood shingle and the windows, mostly one-over-one, are bound in wood trim. The foundation is cast block with glass block basement windows.
816 Sumner Ave	ca. 1920	2 Contributing	A 2.5-story residence beneath a front gable with full eave return and a large intersecting gable in the center of the slope sides. The house is fronted by a two-story porch on square columns, and it contains one window with diamond panes and numerous one-over-one windows with cornices, touching the frieze band on the second story. The house sits on cast block foundation and has a two-story bay along the south elevation. A driveway to the north leads to a two-car garage with a pyramidal roof.
817 Sumner Ave	ca. 1925	2 Contributing	A 2.5-story residence beneath a steep side gambrel roof with a shed dormer along the front, containing two paired six-over-one windows enclosed in thick trim. The flared eaves extend over the full-width front porch on square columns with frieze trim that extends around the house, and behind the porch are nine-over-one windows that have pronounced lintels and shutters and a door with sidelights along the front façade. The siding of the dormer appears to be of wood shingle while the house itself appears clad in vinyl siding. A driveway to the south leads to a two-car garage beneath a pyramidal roof.
820-22 Sumner Ave	ca. 1920	1 Contributing	A 2.5-story residence atop cast block foundation and beneath a hipped roof with intersecting hipped gables, the overhanging eaves of the roof underscored by exposed rafter ends. There is a two-story front porch on square columns with bracketed frieze trim. The first story is in vinyl siding and the second in wood. The windows in the front dormer are six-over-one, while most others are one-over-one in trim.
823 Sumner Ave	ca. 1940	1 Contributing	A 2.5-story residence beneath a steep side gambrel roof with a shed dormer along the front, containing two paired nine-over-one windows enclosed in trim. The slope of the gambrel extends over the enclosed full-width porch with square columns and one set of grouped six-over-six windows. The house sits on cast block foundation and has wood shingle siding, and there is a brick chimney on the north toward the front.
825 Sumner Ave	1911	1 Contributing	A 2.5-story residence beneath a steep side gable roof, part of which extends further above the entrance of the front façade. There are four small six-over-one windows in trim in a shed dormer along the front, and three grouped four-over-one windows under the roofline of the second story. The first story is clad in thin horizontal vinyl siding, while the second and attic stories have wood shingles which flare out between the first and second story.
826 Sumner Ave	ca. 1920	2 Contributing	A 2.5-story multi-family residence beneath a hipped roof with a hipped dormer on one half of the front façade and an overlapping hipped extension on the other, atop a full-width porch. The hipped extension has an eyelid window, and the house has multiple polygonal bays with six-over-one windows flanking a larger window with a decorative transom pane over a single large bottom pane. The foundation is concrete and the siding is vinyl. There is a gable garage in the back of the lot.
830 Sumner Ave	ca. 1920	2 Contributing	A 2.5-story multi-family residence beneath a side gambrel roof only containing the attic story and topped by a pyramidal protrusion, with the overhanging roof underscored by frieze trim and decorative brackets. The house sits on concrete block and has a large brick chimney on the south elevation, toward the front. The house is fronted by a two-story polygonal bay projection of one-over-one windows with cornices, and a two-story porch on square columns. A driveway to the north leads to a two-car garage with a front gable roof and a gable window.
831 Sumner Ave	ca. 1920	1 Contributing	A 2.5-story residence beneath a steep front gable roof with eave returns and small centered gables along the side, with scalloped shingles in each gable end. The front gable has tripartite double-hung windows, with a larger central window and smaller ones on the side, each with a cornice, a decorated upper pane, and a blank longer pane. The rest of the house has thin horizontal vinyl siding and generally one-over-one windows in trim. There is a hipped front porch on rounded columns, and the driveway is partially brick.

Address	Date of Construction	Status	Description
832 Sumner Ave	ca. 1920	1 Contributing	A 2.5-story multi-family residence beneath a hipped roof with intersecting hipped dormers, the eaves overhanging and underscored by paired brackets along the cornice line. The style of the roofline is replicated for the full-width porch, with the cornice and frieze trim extending from the porch to the sides of the house, separating the stucco first story from the wood shingle second story. The door has fanlights, and next to the door is a two-story polygonal bay projection with four- and six-over-one windows in trim, those on the second story built into the frieze band.
833-35 Sumner Ave	ca. 1920	1 Contributing	A 2.5-story residence beneath a steep front gable with full eave return and large intersecting gables along the slope side, the front gable clad in scalloped shingles with a tripartite window in imitation of a Palladian window. The fenestration consists almost entirely of one-over-one windows with cornices and trim, save for a single-pane decorative window on the front and glass block in the foundation, and there are multiple two-story polygonal bay windows. The foundation is cast block, and the house is fronted by a two-story porch on square columns.
837-39 Sumner Ave	ca. 1920	1 Contributing	A 2.5-story multi-family residence beneath a front gable roof with hipped dormers on the slope sides and a two-story polygonal bay along the south elevation. The house is fronted by a two-story porch on square columns. It sits on concrete foundation, has vinyl siding, and contains mostly grouped or individual one-over-one windows in trim.
840 Sumner Ave	1913	2 Contributing	A 2.5-story multi-family residence beneath a side gable roof with a gable dormer and a front gable projection over the two-story porch, supported by square columns clad in vinyl siding matching with the walls. The windows are mostly six-over-one and paired along the front. The house sits on cast block foundation with smooth-faced blocks. A driveway to the north leads to a garage.
843 Sumner Ave	ca. 1940	1 Contributing	A 2.5-story residence beneath a side gable roof with full eave return and a pyramidal engaged tower along the front façade, attached to which is a small screened-in porch on square columns. The columns and the walls of the house are clad in stucco, while it sits on stone block, and the cornices and trim around the largely one-over-one windows is wood. The tower has a window with diamond panes, while there are three-over-one windows in the gable ends. The roofline overhangs, underscored by frieze trim.
844 Sumner Ave	ca. 1920	2 Contributing	A 2.5-story residence beneath a hipped roof with a gable projection over a two-story porch in the front, which has a Palladian window with decorative panes in the gable peak and a gable dormer with a similar decorative window. The overhanging roof is underscored by exposed rafters. The first story is clad in vinyl siding while the second has wood shingles, and the house sits on cast block foundation with glass block basement windows. A driveway to the south leads to a garage.
846-48 Sumner Ave	ca. 1920	1 Contributing	A 2.5-story multi-residence surmounted by a high-pitched hipped roof with hipped dormers on the side, fronted by a 2-story square bay projection next to a two-story porch. The roof is underscored by exposed rafters. The house is clad in stucco with vinyl siding on the dormers, and the fenestration consist mainly of one-over-one windows bound in trim, grouped in the bay projection and the dormers but otherwise individual.
849 Sumner Ave	ca. 1915	2 Contributing	A 2.5-story residence atop cast block foundation, surmounted by a hipped roof with a gable roof dormer along the front and hipped dormers along the sides. The front dormer has eave returns, an alternating pattern of standard and scalloped shingles in the gable peak, and a Palladian. frieze trim runs along the rooflines, with the second-story window lintels built into the frieze. There is a full-width front porch underscored by wide arches and a two-car garage made of cast block, with a pyramidal roof.
852-54 Sumner Ave	ca. 1920	2 Contributing	A 2.5-story stucco-clad multi-family residence between a wide front gable roof, fronted by a full-width 2-story porch that narrows on the second story. The overhanging roof is underscored by exposed rafter tails and decorative brackets on the gable front. Most windows are one-over-one in trim, but there is a set of three with decorative upper panes. The foundation is concrete and there is a two-car garage, likewise beneath a front gable roof and clad in stucco, behind the house.
855 Sumner Ave	ca. 1905	1 Contributing	A 2.5-story residence with a U-shaped structure, with a central hipped mass and two projecting gable masses to the west and to the east, its slope side facing the street. Along the front is another gable projecting over a full-height polygonal bay, and a small hipped wooden porch over the entrance. The windows are four-over-one, individual or paired, with glass block basement windows in the concrete foundation. A band of trim separates each floor from the next, and each gable has wood shingles instead of the vinyl siding throughout the rest of the house.

Address	Date of Construction	Status	Description
857-59 Sumner Ave	ca. 1920	2 Contributing	A 2.5-story multi-family residence beneath a hipped roof with a gable projection in the front that extends over a two-story porch, as well as gable dormers with eave returns. The house sits on brick foundation with a brick chimney, and it has a first story clad in vinyl siding and a second story in wood shingle. The windows are largely six-over-one or individual six-pane windows, with four-over-ones in the center of a two-story polygonal bay, and each has enclosing trim and cornices. A driveway to the north leads to a small garage.
858 Sumner Ave	ca. 1920	1 Contributing	A 2.5-story residence beneath a side gable roof with a front gable projection and a full-width gable extension to the west. The front gable projects over the second-story polygonal bay, has a small six-pane window, and is pedimented with frieze trim that runs from the brick chimney along the south elevation to the side gable end along the north, those ends having eave returns. The full-width extension along the front façade sits on cast block, while the rest of the house sits on what seems to be a rough stone foundation, while the house itself is clad in wide vinyl siding. The windows are enclosed in trim and have cornices that touch the frieze trim on the second story.
862 Sumner Ave	1919	2 Contributing	A 2.5-story multi-family residence beneath a jerkinhead roof with hipped dormers. In the front is a 2-story polygonal bay as well as a 2-story porch on square columns, enclosed on the second story. The house sits on cast block foundation. On the north elevation is a brick chimney flanked by small windows with decorative panes. A driveway to the south leads to a two-car garage beneath a pyramidal hipped roof.
865 Sumner Ave	ca. 1940	1 Contributing	A 2.5-story residence beneath a side gable roof which extends saltbox-style over one half of the front, but is intersected by a pedimented front gable along the other half, sitting atop a 2-story polygonal bay projection. The first story is done in stucco, while the second and the gable dormer on the front are done in wood siding, and the ends have scalloped wood shingles. There is a front porch that extends around the northeast corner, supported by square columns with decorative brackets, and further decorative wood features are found in the balusters below the frieze trim of the front gable. The gable windows are nine-pane with trim and cornices, while the other windows are one-over-one windows in trim.
867-69 Sumner Ave	ca. 1915	1 Contributing	A 2.5-story multi-family residence beneath a hipped roof, with a windowless eyelid in the front and gable dormers on the side. The front façade is symmetrical, fronted by a full-width porch, with entrances on either side, a nine-pane window on the second story above each, and two pairs of French doors in between on both stories, though there is no longer a second story to the porch. The windows are enclosed in trim with large lintels. The foundation is concrete.
868 Sumner Ave	ca. 1920	2 Contributing	A 2.5-story residence beneath a side gable roof with a pedimented front gable projection and eave returns on the north gable end of the side gable. The gables have small nine-pane windows, while the second story windows on the front façade consists of broad eight-over-one windows in trim, with one-over-one windows on the first story. The house sits on stone foundation. A driveway to the north leads to a two-car garage with a pyramidal roof and wooden garage doors with glass panes in the upper panels.
700 Sumner Ave & Clarendon St	ca. 1975	Non-contributing	One non-contributing building (due to age).
701 Sumner Ave & Clarendon St	ca. 1925	1 Contributing	A 2.5-story brick Colonial Revival residence beneath a side gable roof, underscored by frieze trim with modillions, with a chimney at the peak of either end. The front fenestration is five bays wide and symmetrically balanced, with a Palladian window and accentuated front entrance in the center behind a portico, flanked by six-over-one windows. The windows have vertical brick lintels and wood shutters with carved patterns. There are porches on either side and a connected one-car brick garage to the east, with decorative brickwork and a stepped roofline.
872-74 Sumner Ave & Stratford St	ca. 1920	2 Contributing	A 2.5-story multi-family residence beneath a hipped roof with overhanging eaves and exposed rafters, and a hipped dormer with a Palladian window on the front façade. The first story is done in brick, with the second story in stucco. The house is fronted by a 2-story full-width porch on square columns. Most windows are one- or six-over-one, with brick lintels and stone sills on the first story, though there are multiple stained glass and decorative windows on the sides, particularly around the chimney. To the west is a driveway leading to a two-car brick garage with a flat, parapeted roof.

Address	Date of Construction	Status	Description
707 Sumner Ave To Clarendon *	1917	1 Contributing	A 2.5-story residence on brick foundation, beneath a hipped roof with multiple overlapping hipped, jerkinhead, and gable dormers. The house has wood shingle siding, with some decorative half-timbering in the peak of the gable dormers and gable enclosed entrance porch. The plan is highly asymmetrical and irregular, with windows of varying sizes, often one-over-one but often single-pane, and generally with pronounced lintels. A brick chimney projects through the center of the roof.
102 Trinity Pl	1926	1 Contributing	A 2.5-story residence beneath a hipped roof with hipped dormers, fronted by a porch on square wood columns with a hipped roof. The windows are one-over-one in trim, with sliding windows in the dormers. The house is clad in vinyl siding with asphalt shingles on the roof.
103-05 Trinity Pl	ca. 1900	1 Contributing	A 2.5-story residence on concrete foundation, beneath a front gable roof with shed roof additions on either slope side. The eaves in the gable overhang and are boxed at the ends. There is a full-width front porch on square columns with an enclosed addition atop one half, and a 2-story bay projection on the east elevation.
104 Trinity Pl	1926	1 Contributing	A 2.5-story residence beneath a cross gable roof, fronted by a 1-story hipped enclosed porch with two small decorated gables. The gable ends are pedimented, and the front gable has scalloped shingles with occasional bands of standard square shingles, while the house has horizontal siding with trim along the roofline and at the corners. The windows are one-over-one, paired and grouped along the porch and in the bay window on the west elevation, enclosed in trim with cornice lintels.
106 Trinity Pl	1926	1 Contributing	A 2.5-story residence atop cast block foundation, surmounted by a side gable roof with full eave return and a projecting gable and a gable dormer along the front slope. The projecting gable contains an eight-over-two window and roofs a second-story polygonal bay with one-over-one windows, found throughout the house, while the dormer contains a long twelve-pane panel over two panes with X-shaped muntins. The siding and window trim are done in wood, with the windows having cornices touching the frieze trim of the roofline. The house is fronted by a full-width porch with turned spindle columns.
107 Trinity Pl	ca. 1920	1 Contributing	A 2.5-story Queen Anne-style residence beneath a front gable roof with a central overlapping gable atop a 2-story bay projection and an intersecting gable along the slope sides. The gable ends are pedimented, with scalloped shingles and windows of broad central panes surrounded by smaller panes, underscored by frieze trim and decorative corner brackets. The house is fronted by a full-width porch on square columns with extends around the northeast corner. The first story is clad in wide horizontal boards, with narrower siding on the second story. The windows are one-over-one with wood trim and cornices touching the frieze band along the roof.
108 Trinity Pl	1926	2 Contributing	A 2.5-story multi-family residence atop concrete block foundation, with a siding-clad first story and a wood shingle-clad second, surmounted by an overhanging hipped roof with hipped dormers. The front façade has a 2-story polygonal bay projection where the center windows have decorative transom panes, while the side windows are one-over-one, all enclosed in trim with cornices. The other half of the front façade has the two wood doors behind a wooden porch. A driveway to the east leads to a two-car garage.
109 Trinity Pl	ca. 1920	1 Contributing	A 2.5-story residence atop cast block foundation, and beneath a steep hipped roof with a large gable dormer in the front, containing a Palladian window with diamond panes. The first story is clad in narrow siding, while the upper and attic stories have wood shingle. There is a full-width front porch on square columns with a small gable over the entrance, a door with glass panes and fanlights. The windows are six- or four-over one with trim and cornices built into the frieze band of the second story.
110 Trinity Pl	1926	1 Contributing	A 2.5-story residence beneath a steep side gambrel roof, with a wide 1.5-story dormer on the front slope containing a gable roof with decorative brackets over two eight-over-one windows. The gable contains a window with hood molding and decorative panes, with the peak of the gambrel containing a small multi-pane window with a pronounced lintel. The house sits on cast block foundation, with a first story of thin horizontal siding and a second and attic story of wood shingle, each story delineated with horizontal trim. The house is fronted by a full-width porch on square columns with paired brackets atop each capital, and the window behind the porch is a tripartite window with blank bottom panes and decorative transoms.

Address	Date of Construction	Status	Description
111 Trinity Pl	ca. 1880	1 Contributing	A 2.5-story multi-family residence beneath a front gable with full eave return and three hipped dormers along the slope sides and a smaller projecting gable along the front, which contains a circular window with decorative trim and roofs the second story of the porch. The front façade is symmetrical, with doors on either side and nine-over-one windows above them, centered by a 2-story polygonal bay. The house sits on cast block, with vinyl siding on the first story and wood shingle above, and square wooden columns supporting the second story of the porch. The individual windows have trim and cornices.
112 Trinity Pl	1926	1 Contributing	A 2.5-story vinyl-sided residence beneath a high-pitched side gable roof with a wide 1.5-story dormer on the front slope beneath a gable roof with eave returns. The house is fronted by a full-width porch on plain square columns. The windows are one-over-one in trim with pronounced cornices, and there is a window with decorative panes around the edges in the peak of the side gable.
113 Trinity Pl	ca. 1880	1 Contributing	A 2.5-story Queen Anne-style residence beneath a high-pitched front gable with full eave return and wood shingles of different patterns and a half-circle wood decorative feature in the center. A 2-story polygonal bay occupies half of the front façade, with the other half containing a porch on square columns with decorative brackets, above which appears to be a former set of windows with carved trim that has been covered over by vinyl siding. The windows, generally one-over-one, are bound in trim with cornices touching the frieze band of the roof, with trim used otherwise to delineate the floors and decorative corners.
114 Trinity Pl	1926	2 Contributing	A 2.5-story residence beneath a hipped roof with gable dormers along the sides and a central gable dormer on the front, with eave returns and a Palladian window with decorative panes. Thick trim bands the roofline, with the one-over-one windows of the second story bordering the trim. The house is clad in wood boards with a decorative wood oval between the two bays on the front façade. The house is fronted by a full-width porch on square columns. A driveway to the east leads to a gable garage.
115 Trinity Pl	1926	2 Contributing	A 2.5-story residence atop stone block foundation, surmounted by a front gable with full eave return and a Palladian window, intersected by a cross gable along its slope sides. Along the front façade is a 2-story polygonal bay and a 2-story porch with solid railings clad in the same boards as the house proper, supported by rounded columns. The windows are one-over-one in trim with cornices. A driveway to the east leads to a two-car garage made of cast block with wooden doors and glass upper panels, topped by a metal roof.
116 Trinity Pl	1926	2 Contributing	A 2.5-story residence atop concrete foundation, and beneath a pedimented front gable roof and gable dormers, with the front gable featuring tripartite windows with a larger central window and shorter side windows, each containing a large pane surrounded by smaller panes. The standard windows are one-over-one, but there is a small window with decorative panes behind the half-width front porch, and a one-over-one window flanked by narrow diamond-paned windows in the 2-story square projecting bay. The windows are generally in trim with cornices. A driveway to the east leads to a one-car garage with stone or cast block walls.
118 Trinity Pl	1926	1 Contributing	A 2.5-story residence beneath a cross gable roof with eave returns, featuring tripartite windows with a larger central window and shorter side windows, each containing a large pane surrounded by smaller panes. The first story is recessed, forming a full-width porch on square columns clad in wood shingle, continuous with the rest of the wall cladding. The windows are a mix of one-over-one and multi-pane, such as sixteen-over-sixteen, and are generally bound in trim with cornice lintels.
119 Trinity Pl	1926	2 Contributing	A 2.5-story vinyl-sided residence beneath a low-pitched hipped roof with gable dormers on the sides. The house sits on cast block foundation and has a cast block one-car garage to the east. There is a full-width front porch behind which are the off-center entrance and large windows with large plain bottom panes and decorative diamond-paned transoms, though otherwise the windows are one-over-one.
101 Trinity Pl & Greenwood A *	1926	1 Contributing	A 2.5-story residence beneath a hipped roof with a cross gable along the east and west sides, and a semi-hexagonal bay tower in the southwest corner topped by a pyramidal roof. There is another 2-story bay beneath the gable end to the west, and there are two porches, a 2-story porch on the west façade and a small gable porch on the south façade. There is thick trim beneath the roofline, and the windows are largely one-over-one in wood frames, and the siding is wood clapboard.

Address	Date of Construction	Status	Description
100 Trinity Pl & Greenwood Pl	1926	1 Contributing	A 2.5-story residence beneath a low-pitched hipped roof underscored by exposed rafter tails, intersected with a shed roof dormer on every side. The house sits on concrete foundation with vinyl siding on the first story and wood shingles on the second and in the dormers. The windows are largely six-over-one in trim, with glass-paneled doors with fanlights behind the full-width 2-story porch on the north façade. On the west façade is a polygonal bay projection and a brick chimney.
100-02 Victoria Pl	ca. 1920	2 Contributing	A 2-story frame two-family residence set on a cast concrete block foundation, clad in asbestos shingles, and surmounted by an elongated hipped roof. The front elevation features a full width porch leading to side-by-side entrances on the first story, and a half-width porch on the second floor. Porches are supported by grouped square posts set on a half wall. A driveway on the west side leads to a garage.
101 1/2 Victoria Pl	ca. 1920	1 Contributing	Part of 101/101.5/103/103.5 Victoria Pl. A 2-story frame Tudor Revival style multi-family residence clad in brick and wide clapboard. The house has a symmetrical facade composed of two front-gable masses connected by a cross-gable center mass. The steeply pitched front gables extend over gable entrance porches on the inside corner of each mass on the Victoria Pl. elevation. Each side features a shed-roofed wall dormer with two more dormers on the front roof plane.
103 Victoria Pl	ca. 1920	1 Contributing	Part of 101/101.5/103/103.5 Victoria Pl. A 2-story frame Tudor Revival style multi-family residence clad in brick and wide clapboard. The house has a symmetrical facade composed of two front-gable masses connected by a cross-gable center mass. The steeply pitched front gables extend over gable entrance porches on the inside corner of each mass on the Victoria Pl. elevation. Each side features a shed-roofed wall dormer with two more dormers on the front roof plane.
103 1/2 Victoria Pl	ca. 1920	1 Contributing	Part of 101/101.5/103/103.5 Victoria Pl. A 2-story frame Tudor Revival style multi-family residence clad in brick and wide clapboard. The house has a symmetrical facade composed of two front-gable masses connected by a cross-gable center mass. The steeply pitched front gables extend over gable entrance porches on the inside corner of each mass on the Victoria Pl. elevation. Each side features a shed-roofed wall dormer with two more dormers on the front roof plane.
104 Victoria Pl	ca. 1900	2 Contributing	A 2-story frame two-family residence set on a stone foundation, clad in clapboard, and surmounted by an elongated hipped roof with a dormer centered on the front roof plane. There is a raised, partial-width entrance porch with a curved bay window offset above it. A driveway on the west leads to a hipped-roof garage.
105-07 Victoria Pl	1963	Non-contributing	One non-contributing building (due to age).
106 Victoria Pl	ca. 1900	1 Contributing	A 2-story frame two-family late-Victorian residence set on a cast block foundation, clad in clapboard and wood shingles, and surmounted by a side-gable roof with a cross-gable extension off the rear. Centered on the front elevation is a two-story bay window under a projecting gable roof with an arched window and ornate scrollwork brackets. A full-width, raised entrance porch with center stairs spans the front; a recessed open porch is set in the northwest corner of the second story.
108 Victoria Pl	ca. 1890	2 Contributing	A 2-story frame single-family cross-gable residence clad in clapboard and wood shingle siding. Gables features arched windows and patterned shingle designs. A raised entrance porch, with shingle clad walls that extend to the ground, spans the front elevation and wraps both corners; a recessed open porch is set in the northeast corner of the second story. A driveway on the west side leads to a hipped-roof garage with two sets of paired swinging doors.
110 Victoria Pl	ca. 1915	1 Contributing	A 2-story frame single-family Foursquare style residence clad in clapboard and wood shingles and surmounted by an elongated hipped roof with a dormer centered on each plane. Deep roof eaves are underscored by modillions and a full-width entrance porch is supported by fluted Doric columns. The front dormer features a Palladian window.
112 Victoria Pl	ca. 1915	2 Contributing	A 2-story frame two-family side-gable residence on a stone foundation and clad in vinyl siding. The eaves on the west half of the roof extend to cover a first story projection on the front and rear. In the front is a porch supported by round columns, has modillions under the eaves, and a 1.5-story dormer centered above. A driveway on the west side leads to a garage.
114 Victoria Pl	ca. 1915	2 Contributing	A 2-story frame single-family residence set on a concrete block foundation, clad in clapboard, and surmounted by an elongated hipped roof punctuated by dormers. The front elevation features a full-width porch only accessible from the interior. The porch roof is underscored by dentil molding and is supported by square posts set on square bases with recessed panels. A narrow entrance porch is located in the ell on the west elevation. A driveway on the west side leads to a hip-roofed garage.

Address	Date of Construction	Status	Description
115 Victoria Pl	ca. 1895	1 Contributing	A 2-story frame single-family front-gable Gambrel-roofed residence clad in clapboard and wood shingles. The Gambrel has a deep eave overhang and is punctuated by several wall dormers. The front elevation features a 2/3 width entrance porch with beak bay window on the second floor.
116 Victoria Pl	ca. 1900	2 Contributing	A 2-story frame single-family front-gable residence set on a cut-stone foundation and clad in clapboard with multiple patterns of decorative wood shingles in the gables. The front elevation features a half-width, raised entrance porch and a two-story bay window. The porch is supported by square columns with scalloped brackets and the railing is a combination of clapboard and half-height spindles. A driveway on the west side leads to a hip-roofed garage.
117 Victoria Pl	ca. 1900	2 Contributing	A 2-story frame three-family cross-gable residence set on a cast concrete block foundation and clad in asbestos shingles. The front elevation features a double gable over a two-story bay window, a full-width raised entrance porch on the first story and a half-width porch on the second. A driveway on the west side leads to a gable-roofed garage.
118 Victoria Pl	ca. 1915	2 Contributing	A 2-story frame single-family hip-roofed residence clad in brick and stucco featuring cross-gables with applied half-timber detailing. There is a full-width entrance porch with brick columns and lattice screens; above is a low porch accessed by two pair of French doors. A side entrance porch also has brick columns under a pediment. A driveway on the west side leads to a stucco garage with half-timber details.
119 Victoria Pl	ca. 1900	1 Contributing	A 2-story frame multi-family side-gable residence with a front-gable wing extending from the front. The house is set on a cut stone foundation and clad in vinyl with vinyl shingles in the gable ends. An entrance porch is set into the ell on the southwest corner and is surmounted by an asymmetrical gable roof.
120 Victoria Pl	ca. 1915	1 Contributing	A 2-story frame single-family front-gable Gambrel-roofed residence with a hip-roofed extension on the facade. The house is set on a rubble stone foundation and clad in clapboard and wood shingles. A half-width entrance porch features fluted Corinthian columns, turned spindles, and vertical slat skirting. Within the porch is an arched-top front door and a round, stained glass window. A box-bay window on the east elevation is surmounted by an open porch and there is a bay window on the front.
121 Victoria Pl	ca. 1910	2 Contributing	A 2-story frame single-family hip-roofed residence with a full-width gable rising from the front roof plane. The house is a rusticated stone foundation and clad in clapboard with fluted corner pilasters topped by Corinthian capitals. A full width entrance porch is supported by square columns with recessed panels that extend to the ground and a railing with square balusters. The porch roof is underscored with dentil molding and the main roof with brackets. A driveway on the west side leads to a hip-roofed garage.
123 Victoria Pl	ca. 1895	1 Contributing	A 2-story frame single-family side-gable residence set on a random-laid stone foundation and clad in aluminum and vinyl siding. Two gables project from the front elevation; the larger is centered over a beak-bay window. A half-width, enclosed entrance porch is surmounted by a hipped roof. A driveway on the west side leads to a gable-roofed garage.
124 Victoria Pl	ca. 1895	2 Contributing	A 2-story frame single-family Mansard-roofed residence set on a random-laid stone foundation and clad in clapboard and wood shingles. On the front elevation a two-story turret rises on the northeast corner, a barrel roofed dormer with a Palladian window is centered on the roof, and a raised half-width entrance porch on the northwest corner has a broad bay window above. The Classically styled porch has a pediment with partial returns supported by fluted Corinthian columns flanking a segmented arch. The columns are capped by a wide frieze and the eave is underscored by modillions.
125 Victoria Pl	ca. 1895	2 Contributing	A 2-story frame single-family Craftsman-style, hip-roofed residence set on a cast-concrete block foundation and clad in wood shingles. Deep roof eaves are underscored by exposed rafter tails throughout. A nearly full-width entrance porch has large square corner columns connected by arched valances and a railing with square balusters. Above the porch are a box bay window and a short wall dormer; a hip-roofed dormer is centered on each roof plane. A driveway on the east side leads to a garage.

Address	Date of Construction	Status	Description
126 Victoria Pl	ca. 1915	1 Contributing	A 2-story frame single-family Colonial Revival-style residence clad in clapboard and surmounted by a steep hipped roof punctuated by dormers on each plane and underscored by shallow brackets. The dormers contain paired windows with elongated diamond pane top sashes and centered on the front elevation, second story are paired pointed-arch windows. A raised, full-width entrance porch is supported by paired, smooth Corinthian columns; it has a center stair and vertical slat skirting. Each side elevation has a bay window with diamond pane windows.
127 Victoria Pl	ca. 1915	2 Contributing	A 2-story frame single-family Chalet-style residence clad in stucco and wood shingles and surmounted by a front-gable roof with broad eaves underscored by knee brackets and exposed rafter tails. A full-width entrance porch, recessed under the second story, is supported by square posts that are bracketed at the top. Centered on the second story is a wide faux balcony with an integrated band of turned balusters and underscored by shallow brackets. A driveway on the east side leads to a garage.
129 Victoria Pl	ca. 1910	1 Contributing	A 2-story frame two-family residence set on a random-laid stone foundation, clad in clapboard and wood shingles, and surmounted by an elongated hipped roof punctuated by dormers. A raised, full-width entrance porch leading to side-by-side doors, is supported by round columns. On the second story is a partial-width porch with round columns joined by arched valances and set on a solid wall.
128 Victoria Pl & Allen St	ca. 1910	2 Contributing	A 2-story frame single-family residence clad in clapboard with decorative wood shingles in the gable ends, surmounted by a side-gable roof punctuated by gables. On the front elevation a dormer is centered over a two-story bay window; an open entrance porch spans the remainder of the elevation. Centered over the porch and, under a wall gable, is a bay window; to the right is a round arch-topped window. A first story bay window is centered on the east elevation. A complementary garage is located behind the house and accessed from Allen St.
131 Victoria Pl & Allen St	ca. 1910	1 Contributing	A 2-story frame three-family cross-gable residence set on a cast concrete block foundation and clad in aluminum siding. A raised entrance porch spans the north elevation and part of the east elevation with square bay at the corner. The east elevation features the porch steps, a bay window on the first story, and a box-bay window on the second story.
101 Victoria Pl & Westcott St	ca. 1920	1 Contributing	Part of 101/101.5/103/103.5 Victoria Pl. A 2-story frame Tudor Revival style multi-family residence clad in brick and wide clapboard. The house has a symmetrical facade composed of two front-gable masses connected by a cross-gable center mass. The steeply pitched front gables extend over gable entrance porches on the inside corner of each mass on the Victoria Pl. elevation. Each side features a shed-roofed wall dormer with two more dormers on the front roof plane.
109 Westcott St	1922	1 Contributing	A 2.5-story residence beneath an L-shaped cross gable roof with a hipped porch in the recessed corner, supported by square columns, with modillions underneath the roofline. The house is clad in vinyl clapboard and sits on concrete foundation. There is a semi-hexagonal bay on the first story of the front gable, containing three one-over-one windows, with paired one-over-one's on the second story.
312-14 Westcott St	ca. 1920	1 Contributing	A 2.5-story multi-family residence atop a cast block foundation with glass block basement windows topped by thick lintels, and surmounted by a steep front gable roof with parapet ends and a shed dormer along the south elevation. The front façade has a 2-story square projection containing a bay window within arched trim, adjacent to a half-width porch on square columns. The windows are largely one-over-one or two-panel sliding windows, with paired one-over-one windows with arched trim above the porch.
316 Westcott St	ca. 1915	1 Contributing	A 2.5-story residence beneath a side gable roof with full eave return, a gable dormer, and a gable projection along the front slope, the projection roofing a 2—story polygonal bay. The dormer has eave returns and an arched one-over-one window and a decorative keystone. The windows are a mix of six-over-six, one-over-one of various heights, andes single-pane, with glass block basement windows in the foundation.
318 Westcott St	ca. 1900	1 Contributing	A 2.5-story vinyl-sided residence beneath a wide front gable with full eave return and a cross gable along the slope sides, alongside gable and shed roof dormers. The frieze trim of the front gable follows the semi-hexagonal shape of the centered bay window. The house is fronted by a wood porch with small gables containing wood shingles on either end. The windows are largely one-over-one in thin trim, with glass block basement windows and stone sills in the cast block foundation.

Address	Date of Construction	Status	Description
320 Westcott St	1914	2 Contributing	A 2-story residence atop a foundation of rough-faced, irregular blocks, surmounted by an overhanging, low-pitched hipped roof with a two-bay-wide hipped projection along its three-bay-wide front façade, the door under a small porch in the remaining bay. The porch is supported by a turned spindle-style column. The windows are one-over-one with triangular lintels on the first story and flat lintels on the second, all in trim. A driveway to the north leads to a one-car garage beneath a gable roof, in vinyl siding matching that of the house.
321 Westcott St	ca. 1895	1 Contributing	Levi-Chapman House: A 2.5-story residence of originally Queen Anne style, beneath a steep and wide side gable roof, underscored by a thick band of frieze trim, with each story slightly overhanging the one below. The front elevation is three bays wide, with a porch of stone walls in the center and northern bay, and a 2.5-story engaged semi-hexagonal tower in the remaining bay. The windows are primarily one-over-one in trim, individual or paired, with a shorter shape in the front hipped dormer and in the uppermost story of the tower; in the gable end of the south elevation, the windows are rounded. There are modillions along the overhang above the first story, particularly around the bay windows on the north elevation, where there is also a porch with stone walls and rounded columns. The foundation is made of ashlar stone with glass block windows.
322 Westcott St	ca. 1900	1 Contributing	A 2.5-story residence beneath a cross gable roof, with the front gable roofing a bay projection adjacent to a half-width porch. The projection is polygonal on the first story and square on the second, with ornamental brackets at the corners of the first-story bay. The house sits atop irregular stone foundation and is clad mostly in vinyl siding save for a section in vertical wood boards, with windows largely being one-over-one in trim save for one with a six-pane transom.
324 Westcott St	ca. 1900	2 Contributing	A 2.5-story vinyl-sided residence beneath a low-pitched hipped roof underscored by thick trim and decorative brackets, with gable dormers along the side decorated by the roofline trim extending between the dormer windows and the peak of the gable. The house is fronted by a 2-story full-width porch and contains a 2-story semi-hexagonal bay on the front façade, containing one-over-one windows in thick trim with pronounced lintels. At the corners of the front façade are full-height fluted pilasters. It sits on cast block foundation, and a driveway to the south leads to a gable two-car garage.
325 Westcott St	ca. 1900	2 Contributing	A 2.5-story residence beneath a steep side gambrel roof. Along the front slope of the gambrel are two gable wall dormers that extend the upper 1.5 stories of the house, containing both a second-story window (six-over-one with entablatures) and an attic-story window (six-over-one with arches springing from the eave returns). A Classical portico with ionic columns extends from the center entrance, containing an elaborate door with fanlight, sidelights, and pilasters. The house sits on stone block foundation, with its first story done in narrow horizontal boards and the second in wood shingle. A driveway to the south leads to a parking lot behind the house, with a gable two-car garage.
327 Westcott St	ca. 1890	1 Contributing	A 2.5-story residence beneath a steep front gable with full eave return and gable windows in Palladian-style trim, the underside of the overhanging roof marked by dentils. Half of the front façade contains a polygonal bay projection of mostly one-over-one windows in trim, paired one-over-one windows on the front bay of the first story, with each story and each bay separated by a band of trim. The other half contains a porch on square columns, with a one-over-one window in arched trim above. The house is clad in vinyl novelty boards and sits on stone foundation.
329 Westcott St	1914	NRHP	Orlo-Blanchard House: A 2.5-story residence beneath a gable-on-hip roof with flared ends, overhanging eaves, and a thick band of frieze trim along the roofline, and shed dormers on the side slopes. The house is fronted by a full-width front porch, with corner brackets and thick siding-clad piers in the corners connected to rounded Classical columns by a wood lattice. Behind the porch is a set of French doors adjacent to a semi-hexagonal bay of windows with blank lower sashes and shorter, multi-paned upper sashes; above the porch are two pairs of single-sash twelve-pane windows, possibly casement windows, abutting the frieze trim. The windows along the side elevations likewise vary in size and pane number, but all are enclosed in thick trim. There is a small hipped extension with a door, narrow windows, roof brackets, and decorative woodwork panels to the south, and a driveway leading to a gable one-car garage with roof brackets.

Address	Date of Construction	Status	Description
331 Westcott St	ca. 1890	2 Contributing	A 2.5-story Queen Anne-style residence beneath an overhanging L-shaped cross gable roof with full cornice return and thick frieze trim, with the walls beneath the front gable beveled at the edges in a semi-hexagonal shape. Between the two gables is a corner porch on square columns with railings and small matching railings as a decorative feature below the roofline, with a smaller corner porch on the second story beneath the flared extended edges of the gables. The gable peaks contain patterned, oval-shaped shingles, with bracketed trim above paired windows. The windows are one-over-one in trim with cornice lintels. There is a gable shed or garage in the backyard.
405 Westcott St	ca. 1910	1 Contributing	A 2.5-story residence beneath a front gable roof, which extends far back and is intersected by multiple cross gables. The roofing is clad in metal sheets, and the eaves of the roof overhang, with gable ends decorated by barge board, rafter tails or brackets, and decorative stick work. The house sits atop stone block foundation with glass block basement windows, and is clad in horizontal boards with trim running vertically at corner and between bays, and horizontally at the lintels and sills of the windows; the front façade also contains a decorative turned spindle between two windows. The windows are largely one-over-one in trim, and there is a small second-story porch on square columns above the entrance.
410 Westcott St	ca. 1900	1 Contributing 1 Non-contributing	A 2.5-story residence atop foundation of rough-dressed stone block with glass block windows, surmounted by a front gable with full eave return and a cross gable along the slope sides. 2-story polygonal bay projections occur under the front gable and along the gable of the north elevation, containing one-over-one windows. There are multiple porches, one on either side of the front bay projection, each being 2 stories tall on square wooden columns, the larger porch to the south containing the glass-paneled front entrance. A driveway to the north leads to a non-contributing three-car garage under a side gable roof with metal roof cladding.
412 Westcott St	ca. 1910	2 Contributing	A 2.5-story residence beneath a front gable roof with a cross gable along the slope sides. The front gable extends over the front façade, with a 2-story porch below one half and a 2-story polygonal bay projection below the other. The first story is clad in wood boards while the second is clad in wood shingle, and the windows, mostly one-over-one with one nine-over-nine on the south elevation, have wood surrounds with slightly pronounced lintels. A driveway to the south leads to a garage.
413 Westcott St	ca. 1910	1 Contributing	A 2.5-story vinyl-sided residence beneath a hipped roof with overlapping cross gables and overhanging eaves. The house is fronted by a full-width porch supported by turned spindles. The windows are one-over-one or occasionally a single four-pane panel, enclosed in trim, with one curved oriel window along the north elevation.
416 Westcott St	ca. 1910	2 Contributing	A 2.5-story residence atop stone foundation and beneath a steep and narrow front gable roof with overhanging eaves, exposed rafter tails, and barge board. Inside the gable end are decorative diamond-shaped wood panels surrounding a large diamond with shingles like inverted scalloped shingles, a pattern also used for the peaks of the cross gables. Otherwise the house is clad in wood boards, with wood corner brackets under the cross gables, trim down the corners, and trim surrounding each individual or paired one-over-one window. The house is fronted by a full-width porch on square tapered columns, and a driveway to the south leads to a one-car garage with matching cladding and exposed rafter tails.
417 Westcott St	ca. 1920	1 Contributing	A 2.5-story residence beneath a hipped roof with prominent cross gables, the front gable spanning nearly the whole width of the front façade. The roof has overhanging eaves underscored by exposed rafter ends and trim, while the gable ends contain decorative curved stick work and barge board. The house is fronted by a porch that extends from the front gable to the northwest corner, supported by rounded columns and topped with a hipped roof and a small gable in front of the entrance. The fenestration consists of one-over-one windows in trim, with string courses of trim running between windows and along sills and lintels, and the foundation contains glass block windows.
420 Westcott St	ca. 1900	1 Contributing	A 2.5-story residence beneath a pedimented cross gable roof with another overlapping front gable projection along the front façade, adjacent to the small entrance porch. The windows are largely one-over-one in trim with their lintels attached to the frieze band of the roof or to the trim string course that separates the two stories, though there are two small multi-pane windows separated by a blank panel in the frontmost gable. The foundation appears to be stone and the house is sided in vinyl boards.

Address	Date of Construction	Status	Description
421 Westcott St	ca. 1920	1 Contributing	A 2.5-story residence beneath a hipped roof with prominent cross gables, the front gable spanning nearly the whole width of the front façade. The roof has overhanging eaves underscored by exposed rafter ends and trim, while the gable ends contain decorative curved stick work and barge board. The house is fronted by a porch that extends from the front gable to the northwest corner, supported by rounded columns and topped with a hipped roof and a pyramidal roof in front of the entrance. The fenestration consists of one-over-one windows in trim, with string courses of trim running between windows and along sills and lintels, and the foundation contains glass block windows.
425 Westcott St	ca. 1910	1 Contributing	A 2.5-story residence beneath a steep front gable roof with full eave return, containing a pair of fixed windows with decorative geometric patterns. The front façade is two bays wide, the northern bay containing the entrance behind a small gable wood portico with a squat one-over-one window above, the southern containing a window in each story with a transom pane and a broad lower pane. The foundation is stone, the walls are sided in vinyl boards, and the windows are enclosed in trim.
426 Westcott St	ca. 1900	1 Contributing	A 2.5-story residence atop stone foundation, surmounted by a cross gable roof with a wide front gable, the front gable lined in raking cornice that extends over a second-story semi-hexagonal bay. The front gable contains a Palladian window and is clad in wood shingle instead of the boards used throughout the rest of the house. The windows are primarily one-over-one in wood trim, and the house is fronted by a full-width porch on thin square columns.
429 Westcott St	ca. 1910	1 Contributing	A 2.5-story residence atop stone foundation, surmounted by a cross gable roof with a wide front gable over a 2-story polygonal bay projection. The gable ends have wood shingle instead of the boards found throughout the house and they contain a half-circle window with decorative keystones, the front gable has cornice returns atop a band of frieze trim that runs throughout the roofline, and decorative curved brackets underscore the front gable at the angled sides of the bay. Bands of vertical and horizontal trim run throughout the house, below and above its trim-enclosed one-over-one windows. To the north of the bay is a small enclosed entrance with sidelights.
430-34 Westcott St	ca. 1900	1 Contributing	A 2.5-story multi-family residence beneath a steep pedimented cross gable roof with shed dormers along the slope sides of the front gable, fronted by a 2.5-story porch on square columns that narrows with each story. Three sets of steps lead to the porch, which wraps around the front corners, and the fenestration consists primarily of one-over-one windows with trim, with a polygonal bay window in the south corner of the porch. The foundation is stone with glass block windows.
433 Westcott St	ca. 1900	2 Contributing	A 2.5-story vinyl-sided residence beneath a steep hipped roof with a hipped dormer in the front, the overhanging eaves of the roof underscored by exposed rafter tails. The house is fronted by a nearly full-width enclosed porch whose roof extends over the open porch to the entrance. The windows are mainly one-over-one with trim and cornice lintels, with smaller windows on either side of the brick fireplace, and the foundation is concrete block. A driveway to the north leads to a one-car garage beneath a pyramidal roof.
436 Westcott St	ca. 1900	1 Contributing	A 2.5-story residence beneath an L-shaped pedimented cross gable roof, the front gable topping a wide 2-story polygonal bay projection with decorative brackets at the corners of the frieze trim. The gable ends have patterned cladding of diamonds within a diamond-shaped lattice, with the front gable containing as well a pair of windows which have one large pane surrounded by smaller panes, enclosed in trim. The house is fronted by a full-width porch on Doric columns, with a low-pitched pediment in before the bay projection and a side gable pediment before the adjacent entrance. It sits on stone foundation and is clad in vinyl siding with trim around it's primarily one-over-one windows.
437 Westcott St	ca. 1910	1 Contributing	A 2.5-story residence beneath an L-shaped pedimented cross gable roof, with paired windows of one large pane surrounded by smaller panes in the gable ends, and a thick band of frieze trim running beneath the cornice. The windows are mostly one-over-one, paired beneath the front gable, bound in trim with cornice lintels that touch the frieze band on the second story. The entrance is on the slope-side wall of the front façade in the northwest corner, with an oval-shaped window above it. There is a wood porch that wraps partially around the corner, and the house appears to be built atop stone foundation.

Address	Date of Construction	Status	Description
439 Westcott St	1918	2 Contributing	A 2.5-story residence beneath a low-pitched front gable roof, crossed gable dormers on the sides with eave returns, and the roofline is underscored by trim. The first story is of brick atop concrete foundation, with a brick chimney along the south elevation, while the gables, dormers, and a north elevation oriel window are clad in horizontal boards. The brick walls continue into the piers and half-walls of the half-width front porch, and rowlock and soldier-faced bricks are used as sills and headers for the primarily six-over-one windows, often in pairs or grouped in threes. A driveway to the north leads to a front gable 2-car garage with brick walls and a board-clad gable.
440 Westcott St	ca. 1900	1 Contributing	A 2.5-story residence beneath an L-shaped pedimented cross gable roof, the front façade containing the front gable over a projection on the south half and a 2-story porch before the entrance on the north half. The first story of the projection is semi-hexagonal, while the upper story is square. Save for the small windows with decorative panes in the gable ends, the windows are one-over-one in trim.
444 Westcott St	ca. 1910	1 Contributing	A 2.5-story residence beneath hipped roof with L-shaped crossing gables, each gable topping a 2-story polygonal bay projection, with a smaller bay projection under the side gable. The house is fronted by a full-width porch on square columns, and the door has sidelights. The fenestration consists primarily of one-over-one individual windows in trim, with lintels touching either the frieze trim of the roof or the trim string course between the two stories. The house has narrow boards on the first story and alternating bands of narrow and wide shingles on the second.
445 Westcott St	ca. 1910	1 Contributing	A 2.5-story residence beneath an L-shaped pedimented cross gable roof, the front gable topping a wide polygonal bay projection. The angled sides of the projection have decorative corner brackets where they meet the roof, and other decorative features are found in brackets along the lintel of the gable windows and the broken pediment over the entrance, with sidelights on one side. The windows are one-over-one in trim with entablatures, save for the gable windows with decorative geometric panes. The house sits atop stone foundation and is clad in vinyl siding.
450 Westcott St	ca. 1910	1 Contributing	A 2.5-story residence beneath a front gable with full eave return and a smaller cross gable along the slope sides, with the south elevation gable atop a 2-story polygonal bay projection. The house sits atop stone block foundation with glass block basement windows, with what appears to be concrete block foundation toward the back of the house. The fenestration consists mainly of one-over-one windows with trim and cornices, but there are multiple windows with panes in decorative geometric patterns, and the front gable window is tripartite with a larger central window. The house is fronted by a two-story porch with brick piers on the first story and thin square columns.
451 Westcott St	ca. 1910	2 Contributing	A 2.5-story residence beneath a hipped roof with a gable roof dormer in the front, containing three grouped one-over-one windows. The house is fronted by a full-width porch on thin square columns, with a centered gable over the entrance; on the second story, there is a semi-hexagonal bay to the north and another level of porch to the south. The house sits on stone block foundation and is clad in wood boards, and the fenestration consists of multiple different types of windows, including one-over-one, six-over-six, and windows with transom upper panes.
453 Westcott St	ca. 1910	2 Contributing	A 2.5-story residence beneath an L-shaped cross gable roof clad in metal sheets, with the front gable atop a wide 2-story polygonal bay projection, and a 2-story porch on square columns adjacent to the projection. The gable ends are pedimented, underscored by corner brackets, clad in diamond-shaped shingles, and contain paired windows with brackets supporting lintels, topped off by an extension of the raking cornice. The house sits on stone foundation, is clad in wide boards, and has one-over-one windows in trim with entablatures. A driveway to the north leads to a front gable two-car garage.
454 Westcott St	ca. 1910	1 Contributing	A 2.5-story residence beneath a steep hipped roof with L-shaped crossing gables, with the front gable atop a 2-story polygonal bay projection that is partly obscured by a 2-story extension containing the front porch. The gable ends contain diamond-shaped shingles and tripartite windows with larger central windows or paired windows, while the fenestration generally consist of one-over-one windows in trim with cornices. The house sits atop stone foundation and is clad in narrow horizontal siding. The roofline is underscored by frieze trim with decorative corner brackets where the roof meets polygonal bays.

Address	Date of Construction	Status	Description
456 Westcott St	ca. 1910	2 Contributing	A 2.5-story residence atop stone foundation, surmounted by a front gable roof with small crossing gables on either slope side. The front door, on the flat wall adjacent to a 2-story polygonal bay projection, has sidelights and a transom with of glass blocks beneath an entablature, and is behind a 2-story half-width porch on turned spindle columns with decorative wood balustrades beneath the roofline. The solid railing of the second story porch is done in scalloped wood shingles that matches the gable ends, which contain tripartite windows with a decorative fanlight-style wood feature. The overhanging eaves of the roof are underscored by exposed rafter ends and a thick band of trim, with trim encasing the many one-over-one windows throughout the house. To the south is a driveway leading to a 2.5-story two-car garage with a steep gable roof, clad in horizontal boards matching the body of the house itself.
457 Westcott St	ca. 1910	1 Contributing	A 2.5-story residence beneath a side gable roof with full eave return and a half-width gable projection along the front, topping a 2-story polygonal bay projection. Adjacent to the bay is a half-width porch supported by turned spindle columns with thin turned wood balustrades for the railing and ornamental wood features between the columns. Frieze trim spans the house, underscored by brackets in the corners over the polygonal bay, and the gable ends are clad in wood shingle with diamond-shaped bands in contrast to the clapboard on the house proper. The fenestration consists of one-over-one windows in wood trim with entablatures, and the foundation is stone block.
459 Westcott St	1924	1 Contributing	A 2.5-story residence beneath a hipped roof with a gable dormer and half-width gable projection in the front façade, and the roof throughout has overhanging eaves with exposed rafter ends. The gable projection tops the second story of the porch, which is full-width on the first story, and supported by paired square columns. The house sits on cast block foundation, has a brick chimney, and has wood trim and cornices on its six-over-one windows, with a four-pane window in the gable projection.
460 Westcott St	ca. 1900	1 Contributing	A 2.5-story residence beneath a hipped roof with crossing gables, each gable roofing a 2-story polygonal bay projection of one-over-one windows in wood trim with cornices. The front gable contains decorative brackets on either side of its paired windows with painted wood boards above, and beneath the roofline of the house is a thick band of trim. The house is fronted by a half-width porch beneath a pedimented gable, supported by square columns, behind which is a wide single door in trim. The house is clad in horizontal wood boards with vertical trim along the corners.
465 Westcott St	ca. 1910	1 Contributing	A 2.5-story residence atop stone block foundation, beneath a cross gable roof with the gable ends containing barge board with curved ends, sawtooth-shaped wood shingles, and a pair of fixed eighteen-pane windows. In the back of the house the roof is flat in the center above the attic story, but slopes down along the sides. The first story is clad in vertical boards and the second in horizontal wood boards, with windows—mainly one-over-one—enclosed in wood trim with prominent lintels; wood trim also lines the corners of the building and the separations between the foundation and the attic. The entrance is built into the northern slope side of the front façade, behind a small porch on square columns.
469 Westcott St	-	not counted	Vacant Lot
508-10 Westcott St	ca. 1950	Non-contributing	One non-contributing building (due to age).
515 Westcott St	ca. 1945	1 Contributing	A 2-story commercial building fronting a 2.5-story residence. The residence has horizontal siding, one-over-one windows, and a hipped roof with hipped dormers. The square commercial building has common-bond brick walls with a full-width awning and a half-width inset porch on rounded columns, the flat porch roof extending out and around the southeast corner. The windows have stone or concrete sills, with a small window on the first story, a ribbon of single-pane windows on the second, and one-over-one windows on the sides. The roof is flat with a projecting cornice.
524-532 Westcott St	ca. 1940	1 Contributing	A commercial block with four 1-story storefronts and one 2-story theater on the northern end. The theater has stucco walls, with its first floor containing two double-doors and a single door separated by thick pilasters with inlaid shapes and cornices, topped by panels with of matching style. A full-width canopy contains the signboard and a second-story balcony with decorative iron railings, and there is a front gable roof. The four storefronts are identical in style, with brick bulkheads, large display and transoms windows, simple stucco-clad pilasters which extend through the roofline with pointed caps, stucco walls above the windows, Spanish tile awnings between the pilasters, and flat roofs.

Address	Date of Construction	Status	Description
534-44 Westcott St	ca. 1955	Non-contributing	Dorian's Pizza: One non-contributing building (due to integrity). A 2.5-story frame two-family front-entrance American Foursquare residence beneath a hipped roof with overhanging eaves, exposed rafter tails, and hipped-roof dormers on the north, east, and south roof segments. The house is built on a cast block foundation and clad in clapboard on the first story and shingles on the second. A full-width 1-story open porch spans the east façade with four rectangular piers supporting a low roof that carries an enclosed second-story porch. A south side driveway leads to a two-car garage with a hipped roof.
602-04 Westcott St	ca. 1910	1 Contributing	A 2.5-story frame residence surmounted by a cross-gable roof with pedimented gables on the north, east, and south sides. The house is built on an unevenly laid cut-stone foundation and clad in clapboard. An entrance porch with a pedimented-gable roof supported by five slender wooden Tuscan Doric columns fills much of the first-story façade; a shallow open porch rests on this roof, and a single Tuscan Doric column at the north corner connects it to the entablature of the pedimented main gable above. A north side driveway leads to a two-car garage with a hipped roof.
612 Westcott St	ca. 1904	2 Contributing	A 2.5-story residence beneath a high-pitched hipped roof with frieze trim and gable dormers on the front and side slopes with full cornice return. The front dormer has cornice returns and a Palladian window with decorative panes while the side dormers have paired one-over-one windows, and each dormer has corner pilasters, as does the main volume itself, although the main pilasters have ornate capitals at the top. The front fenestration is symmetrical, fronted by a full-width porch on rounded columns with a centered gable of ornate wood or plasterwork, with wood double-doors in the center flanked by large single-sash windows on either side, and an oval-shaped window with decorative trim in the center of the second story flanked by six-over-one windows, all windows and doors enclosed in trim. There is a bay window on the south elevation and a second-story bay on the north, and there is a driveway to the north leading to a one-car garage.
616 Westcott St	1903	1 Contributing	A 3.5-story frame multi-family residence beneath a front-gable gambrel roof. The house is built on a cast block foundation and clad in clapboard on the first story and shingles above. A full-width three-story open porch dominates the façade beneath a hipped roof. Wide shed dormers project from the gambrel roof, creating a full-height third story. A north side driveway leads to two-car garage in the rear of the lot.
618 Westcott St	ca. 1912	2 Contributing	A 2-story frame single-family residence beneath a side-gable roof with a rear extension. The house is built on a cast block foundation and clad in vinyl siding. A half-width 1-story open porch with a shed roof supported by two slender wood Tuscan Doric columns spans the south side of the first story. A 2-story enclosed rectangular block with a shed roof fills the north half of the façade, into which is set the entrance to the house from the porch. A north side driveway leads to a paved area in the rear of the lot.
704-06 Westcott St	ca. 1915	1 Contributing	A 2.5-story frame two-family residence beneath a front-gable roof. The house is built on a cast block foundation and clad in shingle siding. A nearly full-width 2-story open porch spans the west façade. The first level of the porch has three wood rectangular piers supporting a second level, with similar but shorter vertical supports set on a parapet wall and carrying a low hipped roof. A south side driveway leads to a paved area behind the house.
708-10 Westcott St	ca. 1915	1 Contributing	One non-contributing building (due to age).
713 Westcott St	ca. 1965	Non-contributing	A 2.5-story multi-family frame two-family residence beneath a front-gable roof. The house is built on a cast block foundation and clad in clapboard. The façade is dominated by a full-width 2-story porch carried by pairs of double-height wooden Ionic columns set on cube-like bases with recessed panels. A secondary façade faces the north that is part of the property. There are three pedimented dormers set in the north part of the roof and three in the south. The gravel paved vacant lot north of the house is used for parking, and a 1-story shed is at the rear of the lot.
718-20 Westcott St	1916	2 Contributing	

Address	Date of Construction	Status	Description
722 Westcott St	ca. 1915	1 Contributing	A 2.5-story frame two-family residence surmounted by an elongated hipped roof with shed dormers on the north and south sides. The house is built on a cast block foundation and clad in shingle siding. A full-width 1-story open porch has a low hipped roof supported by three square wooden piers, with a one-bay open porch above on the south side (left) supported at each corner by a wooden pier. A hipped dormer with three small joined rectangular windows is set in the center of the east roof segment. There is no driveway.
723 Westcott St	ca. 1965	Non-contributing	One non-contributing building (due to age).
728 Westcott St	ca. 1915	2 Contributing	A 2.5-story frame residence beneath a hipped roof. The house is built on a cast block foundation and clad in vinyl siding. A half-width porch on the first story has four slender wood Tuscan Doric columns supporting a low hipped roof. A 2-story chamfered projecting bay, terminating in a large gable with returning eaves, fills the north half of the façade. The porch fits snugly against this bay. Hipped roof dormers are on segments of the main roof. A south side driveway leads to a two-car garage at the rear of the lot.
730-32 Westcott St	ca. 1910	1 Contributing	A 2.5-story frame two-family residence beneath a cross-gable roof. The house is built on a cast block foundation and clad in aluminum siding on the first story and vinyl siding on the second. A nearly full-width 2-story open porch spans the facade. On the south façade, a 2-story chamfered window bay, surmounted by a large gable, projects above the foundation level midway toward the rear of the house. A south side driveway leads to a paved area behind the house.
734-36 Westcott St	ca. 1930	1 Contributing	A 2.5-story frame multi-family residence beneath a combination hipped-and-cross-gable roof. The house is built on a cast block foundation and clad in vinyl siding. A full-width three-story open porch dominates the façade. On the south façade, a 2-story chamfered window bay, surmounted by a large gable, projects above the foundation level midway toward the rear of the house. On the north side, a shallow 2-story rectangular bay projects above the foundation line and is surmounted by a large gable. A south side driveway leads to a paved area behind the house.
738-40 Westcott St	ca. 1915	1 Contributing	A 2.5-story frame two-family residence beneath an elongated combined hipped-and-cross-gable roof. The house is built on a cast block foundation and clad in clapboard. A full-width 1-story open porch has a low hipped roof supported by five square wooden piers, some of which retain original brackets connecting the piers to the overhead horizontal elements. A two-bay enclosed porch is above the center two bays of the first story porch. A gable dormer with returning eaves and a tripartite window is set in the center of the east roof segment. There is no driveway.
818 Westcott St	ca. 1910	2 Contributing	A 2.5-story residence clad in wood boards, surmounted by a cross gambrel roof in a T-shape, the wide front gable extending forward over the front porch atop paired Ionic columns. The front door has sidelights and a fanlight, and is flanked by a semi-hexagonal bay on one side and a single ten-over-one window on the other, the windows enclosed in trim. The gambrel contains an arched window with decorative panes on the second story and four grouped six-over-six windows in the attic story. In the north half of the backyard is a hipped 2-car garage with wood boards and wood doors.
821-23 Westcott St	ca. 1935	1 Contributing	A 2.5-story vinyl-clad residence beneath a side gable roof with full cornice return and a gable wall dormer in the center of the front marked by eave returns. The house is fronted by a full-width porch supported by square columns, with an enclosed porch on the second story. The windows behind the porch are wide with transoms and decorative panes, while they are mostly one-over-one in trim elsewhere, save for the tripartite window in the front gable with diamond panes in its larger central section.
822 Westcott St	ca. 1900	1 Contributing	A 2.5-story residence beneath a hipped roof with gable dormers, each dormer with eave returns, and the street-facing east elevation dormer with a brick chimney projecting through the roofline. The east elevation is symmetrical with wide, squat one-over-one windows and shutters, the first and second story separated by a band of trim. The door is located on the north elevation away from the street, with a small porch on rounded, fluted columns, and on the south elevation is an oriel window between the two stories. The house sits on foundation clad in rough render, and is otherwise clad in vinyl siding.

Address	Date of Construction	Status	Description
825-27 Westcott St	ca. 1935	2 Contributing	A 2.5-story multi-family residence beneath a hipped roof, intersected by a gable dormer with eave returns and a Palladian window on the front, a pedimented gable on the north elevation, and a hipped dormer on the south elevation. The house is fronted by a 2-story full-width porch with full-height rounded columns atop cast block foundation, while the foundation for the house itself appears to be stone. The front fenestration is symmetrical, with a door and paired single-pane windows on both sides, and two sets of French doors on the second story, while the fenestration on the side elevations consists mainly of one-over-one windows in trim with cornices. A driveway to the north leads to a two-car garage beneath a jerkinhead roof.
826 Westcott St	ca. 1890	1 Contributing	A 2.5-story residence beneath a steep hipped roof, which has a half-width gable with eave returns and a small hipped dormer along the front slope, with both dormer and gable containing a single wide fourteen-pane window. Beneath the gable is a 2-story polygonal bay projection containing one-over-one windows in trim, found likewise on the second story of the front façade. The first story contains a window with a decorative transom pane above and a set of double-doors behind the full-width porch, supported by rounded columns.
829-31 Westcott St	ca. 1935	1 Contributing	A 2.5-story multi-family residence atop cast block foundation, surmounted by a steep cross gable roof, with a half-width gable overlapping the front façade. The overlapping gable roofs a 2-story polygonal bay projection, adjacent to a 2-story porch on square columns with brackets. The second story and attic story are clad in wood shingle, and the gables contain windows with diamond panes, while the house otherwise has one-over-one windows in wood trim and is clad in horizontal boards. The eaves of the roof overhang, and a trim string course separates the first and second stories.
830 Westcott St	ca. 1890	1 Contributing	A 2.5-story residence beneath a hipped roof with cross gables and overhanging eaves, the front gable being nearly full-width. Curved brackets are found at the gable ends, on the square columns of the front porch, and to support the awnings over the two sets of bay windows on the second story of the front façade. The bay windows contain six-over-one and four-over-one windows and are enclosed in wood trim, as are the rest of the windows in the house. The house is clad in horizontal wood boards, used as well in the half-walls of the porch.
833-35 Westcott St	ca. 1935	1 Contributing	A 2.5-story residence beneath a hipped roof with cross gables, its overhanging eaves underscored exposed rafter ends and a band of trim. The front gable, containing a single multi-pane window, roofs the 2-story porch, behind which is an asymmetrical fenestration of nine-over-one and one-over-one windows in trim. The first floor has horizontal wood boards, while the second and gable stories are mostly done in wood shingle. There is a 2-story polygonal bay projection on the north elevation beneath the gable end.
834 Westcott St	ca. 1940	1 Contributing	A 2.5-story residence beneath a hipped roof, intersected by centered gable dormers along the sides, with exposed rafter ends under the overhanging eaves and eave returns in the gables. The entrance is on the north elevation behind a small portico, with a bay window above and an oriel window to the west toward the street. The front façade is symmetrical, with a full-width porch in stucco with thick continuous piers, and a central brick chimney with fenestration in trim on either side—screen or glass doors on the first story, six-over-six windows on the second, and small fixed windows in the gable, several windows containing decorative geometric or diamond-shaped panes.
838 Westcott St	ca. 1940	1 Contributing	A 2.5-story residence atop concrete and cast block foundation, sitting beneath a front gable with full eave return and gable dormers on the slope sides, the roofline underscored by modillions and a thin band of frieze trim. The first story is sided in wood horizontal boards with wood shingles on the second and attic story. The house is fronted by a half-width porch with a wide arched opening, and its fenestration consists of paired, individual, and tripartite windows with one-over-one, six-over-one, or four-over-one panes, all in trim. The front gable contains a Palladian window.
842 Westcott St	ca. 1890	1 Contributing	A 2.5-story residence beneath a front gable roof with eave returns, modillions, and frieze trim. There are gable dormers on the slope sides, and all of the gable ends have wood shingle and contain windows in a Palladian or otherwise tripartite style, with diamond-pane windows flanking a larger central window. The body of the house is done in narrow boards, with fenestration consisting mostly of one-over-one windows in wood trim with cornices or small fixed multi-pane windows. The house is fronted by a full-width porch on square columns.

Address	Date of Construction	Status	Description
900 Westcott St	ca. 1890	1 Contributing	A 2.5-story residence beneath a hipped roof, with a wide gable on the front and gable dormers with eave returns on the sides. The house sits on cast block foundation and is clad in vinyl siding, with fenestration consisting of one-over-one windows in trim, though the windows in the gable front have diamond panes in the upper sash. The house is fronted by a full-width porch on square columns, and has a bay window on the second story of the front façade as well as an oriel window on the south elevation.
904 Westcott St	1942	1 Contributing	A 2.5-story residence beneath a hipped roof with gable dormers on the side containing eave returns, a small dormer with full cornice return on the front façade, and a pedimented gable projecting over a second-story bay window adjacent to the dormer. The dormers and gables contain atypical windows, either half-circle or fixed single-sash windows with decorative panes, while more generally the fenestration consists of one-over-one windows in trim. The house is fronted by a full-width porch on square columns, and it has an oriel window on the south elevation and a brick chimney on the north.
905 Westcott St	ca. 1900	2 Contributing	A 2.5-story residence atop cast block foundation, surmounted by a wide front gable with full eave return and an intersecting cross gable along the slope sides. The front gable contains a Palladian window and alternating bands of square and diamond-shaped wood shingles, with a band of trim beneath the roofline. There is a small diamond window beneath the front gable and windows with diamond-shaped panes along the sides, though most windows are one-over-one, and all are in trim. The house is fronted by a full-width porch on thick square columns with wide arches, and a driveway to the north leads to a hipped two-car garage.
908 Westcott St	ca. 1940	1 Contributing	A 2.5-story residence atop cast block foundation, surmounted by a side gable roof with eave returns and a centered gable wall dormer along the front slope. The house is fronted by a full-width hipped porch with a centered gable supported by rounded columns. The windows are one-over-one in trim, paired or in a bay on the front, with the gable containing a tripartite window with a larger central section.
909-11 Westcott St	ca. 1900	1 Contributing	A 2.5-story multi-family residence beneath a front gable with full eave return and cross gables along the slope sides. The house is fronted by a 2-story full-width porch that narrows on the second story, supported by square columns. The house sits on cast block foundation and is clad in horizontal boards, and the fenestration consists mostly of one-over-one windows in trim with pronounced lintels, which are stylized as a more detailed classical entablature for the paired window in the front gable.
912 Westcott St	ca. 1890	1 Contributing	A 2.5-story residence beneath a hipped roof with dormers, hipped on the sides and pedimented in the front, with a hipped nearly full-width porch in the front. The porch has solid railings clad in horizontal boards matching those on the first story, with thick columns at the corners and broad arched openings; the entrance, however, is outside the porch under an adjacent recess, with curved brackets underneath the second story. The second story is clad in wood shingle, and the foundation is concrete block. The windows are one-over-one in trim.
915 Westcott St	ca. 1900	1 Contributing	A 2.5-story residence atop cast block foundation, surmounted by a hipped roof with pedimented cross gables, the wide front gable containing a Palladian window. The front façade contains a 2-story polygonal bay projection and a full-width porch with square columns and decorative brackets. The windows are mostly one-over-one in trim with cornices.
916 Westcott St	1916	1 Contributing	A 2.5-story residence beneath a jerkinhead roof, with overhanging eaves, brackets at the ends and a shed dormer on the north elevation. The entrance is built into a narrow projection on the north side beneath a portico, while the front façade consists mainly of a full-width enclosed porch on the main volume, sitting atop brick and wood skirting. The visible windows are mostly six-over-one with trim and pronounced lintels, with wider paired one-over-one windows beneath the jerkinhead.
919 Westcott St	ca. 1900	1 Contributing	A 2.5-story residence beneath a hipped roof, with a wide pedimented front gable projection and hipped dormers on the sides. The house sits about stone foundation and is clad in vinyl siding with wood trim around the windows, under the roofline, and down the corners. The windows are primarily one-over-one in trim with cornices, with a polygonal bay projection under the front gable, a Palladian window in the gable itself, and an oval-shaped with decorative panes adjacent to the bay. The house is fronted by a 2/3-width porch on square columns with brackets.

Address	Date of Construction	Status	Description
920 Westcott St	ca. 1920	1 Contributing	A 2.5-story residence beneath a side gable roof with eave returns. The front façade is symmetrical, with two hipped roof dormers, paired one-over-one windows below, and two sets of French doors on the first story behind the full-width porch. The windows are in trim, mostly one-over-one, with four-over-one windows in one dormer and smaller windows around the brick chimney on the south elevation. The porch sits on brick foundation with interspersed wood skirting.
921-23 Westcott St	ca. 1900	1 Contributing	A 2.5-story multi-family residence beneath a hipped roof with hipped dormers, the front slope extending forward to roof a 2-story porch on square columns. The house sits on cast block foundation with brick foundation for the porch, and is clad in horizontal vinyl siding. The windows are mostly one-over-one in trim, with a 2-story bay projection on the north elevation, several tripartite windows, and a window with decorative panes in its upper sash.
922 Westcott St	ca. 1890	2 Contributing	A 2.5-story residence atop cast block foundation, surmounted by a hipped roof with hipped dormers on the sides and a gable dormer in the front, the overhanging eaves of the roof underscored by frieze trim. The entrance in the southern half of the front façade is fronted by a small gable porch, supported by paired columns, with matching pilasters on the corners of the house. The gable dormer has eave returns and alternating bands of scalloped and square wood shingles, while the rest of the house has wood clapboard. The entrance is a double-door with large glass panes, and the fenestration consists of one-over-one and four-over-one windows with shutters and entablatures. A driveway to the north leads to a two-car garage.
925 Westcott St	ca. 1900	1 Contributing	A 2.5-story residence beneath a hipped roof with overhanging eaves and a hipped dormer in the front, containing a window with diamond-shaped panes. The house sits atop cast block foundation and is fronted by a full-width porch with wood railings and square columns. The fenestration consists of one-over-one windows in trim with cornices, and there is an oriel window on the north elevation.
926 Westcott St	ca. 1890	1 Contributing	A 2.5-story siding-clad residence beneath a hipped roof underscored by frieze trim, with a wide gable dormer in the front and hipped dormer on the side, and a front porch supported by wood columns. The gable contains a tripartite window with a larger central window and diamond panes, and the fenestration otherwise consists of one-over-one windows in trim with cornices.
931 Westcott St	1927	1 Contributing	A 2.5-story residence beneath a side gable with eave returns, and a wall dormer in the center of the front slope with eave returns as well. The entrance is behind a small gable portico on square columns with a window on either side, one a standard one-over-one and the other with one large bottom sash and a transom with decorative panes. A tripartite window in the front gable contains one larger central panel with diamond panes. The house sits on cast block foundation, and the windows are enclosed in trim with cornices.
932 Westcott St	ca. 1890	1 Contributing	A 2.5-story vinyl-clad residence beneath a hipped roof with overhanging eaves, a gable dormer on the front, and hipped dormer on the side. The fenestration consists mostly of one-over-one windows in trim, though the gable contains a tripartite window with a larger central window with decorative panes. There is a half-width porch adjacent to a half-width extension.
934 Westcott St	ca. 1890	1 Contributing	A 2.5-story residence on cast block foundation, surmounted by a hipped roof with overhanging eaves, a gable dormer with eave returns and Palladian window in the front, and hipped dormers on the side. There is a 2/3-width porch in the front with square columns and brackets. The windows are one-over-one with trim.
935 Westcott St	ca. 1890	2 Contributing	A 2.5-story residence beneath a side gable roof with a shed dormer in the front, containing four one-over-one windows in trim smaller than the one-over-one windows found throughout the rest of the house, likewise in trim. The house is fronted by a full-width porch on square wood columns, with two oriel windows on the north elevation. A driveway to the north leads to a hipped garage.
936-38 Westcott St	ca. 1930	2 Contributing	A 2.5-story vinyl-clad multi-family residence atop cast block foundation, surmounted by a hipped roof with a hipped front dormer and gable projections on the sides. The house is fronted by a 2-story porch with solid railings and rounded columns. The windows are mainly one-over-one in trim. A driveway to the north leads to a jerkinhead two-car garage.

Address	Date of Construction	Status	Description
939 Westcott St	ca. 1890	2 Contributing	A 2.5-story residence beneath a side gable roof with eave returns and a wide gable dormer in the front, containing a Palladian window. The house sits on cast block foundation, has a brick chimney on the north elevation, and is clad in wood shingles, with one-over-one windows in wood trim with cornices. The house is fronted by an enclosed porch, and a driveway to the south leads to a shed with a gambrel roof and vertical wood boards.
940-42 Westcott St	ca. 1920	1 Contributing	A 2.5-story multi-family residence beneath a hipped roof underscored by trim, with jerkinhead wall dormers on the sides and, in the front, a centered, gable, parapeted wall dormer. The house has cast block foundation, horizontal boards on the first story and wood shingle above. The house is fronted by a porch on square column. The fenestration consists of six-over-one windows in trim, a tripartite window in the front dormer with a larger central window, and a centered bay window on the first story.
943 Westcott St	1922	1 Contributing	A 2.5-story residence beneath a hipped roof with frieze trim, intersected by hipped side dormers and a gable front dormer, which contains eave returns and a Palladian window. The house sits on concrete foundation with a brick chimney on the north elevation, and is clad in narrow wood siding with wood trim around the one-over-one windows, window cornices, and trim down the corners. The house is fronted by a full-width porch with thick square columns connected by broad arches.
944 Westcott St	1913	2 Contributing	A 2.5-story residence on cast block foundation, surmounted by a side gable roof with overhanging eaves, barge board, a shed dormer in the front, and a band of trim between each story. Fenestration consists of one-over-one or six-over-one windows in trim, with two sets of paired six-over-one windows placed symmetrically on the front. The house is clad in boards on the first story and wood shingle above. A driveway to the north leads to a one-car garage built of cast block, with a gable roof.
947 Westcott St	ca. 1900	1 Contributing	A 2.5-story residence on cast block foundation, clad in vinyl siding, and surmounted by a hipped roof underscored by trim. The roof has hipped and gable dormers with full eave return on the sides, a gable dormer in the front, and a half-width gable in the front as well. The front gables contain eave returns and windows with diamond-shaped panes, Palladian in the larger gable, while the windows otherwise are one-over-one, all with trim. The house is fronted by a full-width porch on square columns.
950 Westcott St	ca. 1940	2 Contributing	A 2.5-story residence atop concrete foundation, surmounted by a steep side gambrel roof with a gable 1.5-story dormer on the front slope. The dormer has eave returns, a small six-pane window in the peak matching that on the gambrel ends, and two one-over-one windows in trim with cornices, likewise matching those on the gambrel ends. The house is fronted by a full-width front porch on square columns, behind which is the wood front door and a tripartite window in trim. A driveway to the north leads to a 1-car garage.
951 Westcott St	1912	1 Contributing	A 1.5-story vinyl siding and wood shingle-clad residence beneath a side gable roof with a shed dormer in the front. The front slope of the gable roofs a full-width porch with solid railings clad in vinyl siding and wide piers in wood shingle, with wide arches between the piers. The front façade has tripartite one-over-one windows in trim.
953-55 Westcott St	ca. 1900	1 Contributing	A 2.5-story residence beneath a hipped roof with frieze trim, with a hipped dormer in the front and a half-width gable projecting over the 2-story front porch, widening to full width on the first story. Half of the front façade contains a 2-story polygonal bay projection, with one-over-one windows on the sides and larger windows with transoms in the center. The house sits on cast block foundation with a brick chimney along the north elevation, has horizontal boards on the first story, wood shingle on the stories above, and wood trim around the windows.
954 Westcott St	-	not counted	Vacant Lot
956 Westcott St	ca. 1910	1 Contributing	A 2.5-story residence beneath a wide, side gambrel roof with overhanging eaves and flared ends, with a gable dormer along the front slope containing a small six-pane window in the peak and six-over-one windows below. The fenestration largely consists of six-over-one windows in trim with cornices. The foundation is cast block with a brick chimney on the north elevation, and the house is sided in horizontal boards that alternate with narrower boards in the gambrel end. The house is fronted by a full-width porch with grouped square columns at the corners, connected by wood lattices.

Address	Date of Construction	Status	Description
959 Westcott St	ca. 1900	2 Contributing	A 2.5-story residence beneath an overhanging hipped roof with hipped dormers containing squat one-over-one windows. The fenestration consists of six-over-one wood windows in trim with cornices, in a ribbon of four on the first story of the front façade. There is a porch running along the southwest corner, with thick piers clad in boards matching the main body, and decorative wood lattices in front of the railings. There is a one-car garage with stone or concrete walls and a parapet roof.
960 Westcott St	1918	1 Contributing	A 2.5-story residence beneath an overhanging side gable roof with a gable roof dormer on the front, underscored by exposed rafter ends. The house is on cast block foundation with a brick chimney on the north elevation, and is clad in wood shingles. There is a full-width front porch on square columns, and the fenestration consists of one-, six-, or nine-over-one windows in trim with cornices, grouped in threes on the front façade.
966 Westcott St	1924	1 Contributing	A 2.5-story residence beneath a front gable roof with full eave return and gable side dormers, bisected in the front by a brick chimney flanked by quarter circle windows in the gable. The foundation is cast block, the house has vinyl siding, and the windows are mainly six-over-one with trim and cornices. The house sits on a lot that rises in elevation away from the street, with the full-width front porch extending over a one-car garage, the porch foundation and garage walls being brick.
1000 Westcott St	ca. 1920	1 Contributing	A 1.5-story frame single-family Dutch Colonial residence beneath a side-gable gambrel roof. The house is built on a rusticated cast block foundation and clad in vinyl siding. A full-width 1-story open porch spans the façade, with a shed roof above a wide entablature, supported by three irregularly spaced square wooden columns. The north side of the house features an exterior brick chimney and a 1-story square bay on the first floor. The lot slopes up gently from the street toward the façade, with a driveway on the north and no garage.
1004 Westcott St	ca. 1935	2 Contributing	A 1.5-story frame single-family residence surmounted by a side-gable roof, with a second roof facet in the front that has a steeper pitch. The house is built on a rusticated cast block foundation and clad in vinyl siding. The lower front roof section extends beyond the west façade facing the street to form a full-width 1-story open porch supported by three square wooden columns. An exterior brick chimney rises on the north side. The lot rises gently from the street toward the façade, with a driveway on the north leading to a detached two-car garage with a front-gable roof.
1007 Westcott St	ca. 1920	2 Contributing	A 2.5-story frame single-family residence beneath a hipped roof. The house is built on a rusticated cast block foundation and clad in vinyl siding. The west façade facing the street features a full-width 1-story enclosed porch with a shallow hipped roof and a gable rising from the eave above the central entrance. A large gable dormer, occupying nearly all of the front roof, rises from the eave at the north end and contains a simplified Palladian window. The lot is level, with a driveway on the south leading to a detached contributing one-car garage with a hipped roof.
1008 Westcott St	ca. 1920, ca. 1950	2 Contributing	This one-and-a-half-story frame single-family residence, clad in wooden shingle siding, features a side gable roof with a full-width one-story open porch supported by two broad square columns and a wide shallow arch between them. The west façade includes a single entrance on the south and a tripartite window with 6/1 panes on the north, while a broad shed roof dormer with overhanging eaves and a triple window projects from the front roof, and the lot rises toward the house with a contributing masonry one-car garage built into the slope around 1950.
1010 Westcott St	ca. 1920, ca. 1950	1 Contributing 1 Non-contributing	A one-and-a-half-story frame single-family residence, featuring clapboard siding and a side gable roof, has a full-width one-story open porch supported by three round fluted wooden columns. The west façade includes a single door, a double 1/1 window, and a broad shed roof dormer with two recessed 1/1 windows, while a non-contributing masonry garage built into the slope provides additional context.
1011 Westcott St	ca. 1920	2 Contributing	A 2-story frame single-family side-entrance residence beneath a front-gable roof with a pedimented gable. The house is built on a rusticated cast block foundation and clad in vinyl siding. The west façade facing the street is dominated by a less-than-full-width 1-story open porch with a large front pedimented gable roof, supported by paired square wooden columns with lattice between the paired columns. The lot is level, with a driveway on the south leading to a detached contributing one-car garage with a hipped roof.

Address	Date of Construction	Status	Description
1013 Westcott St	ca. 1920	1 Contributing	A 2.5-story frame single-family side-entrance residence beneath a side-gable roof with overhanging eaves and exposed rafter tails. The house is built on a cast block foundation and clad in clapboard. The west façade facing the street features an enclosed less-than-full-width 1-story porch beneath a shed roof with exposed rafter tails. The principal entrance is on the north side, beneath a one-bay porch with a pedimented gable roof. The lot is level, with a driveway on the north and no garage.
1014 Westcott St	ca. 1920	1 Contributing	A 2.5-story residence beneath a side gable or gambrel roof with a front slope that roofs a full-width front porch, topped by a central gable dormer. The house is clad in horizontal boards on the first story and wood shingle above. The windows are mainly six-over-one in trim, with a smaller single-sash window in the peak of the gable dormer.
1017 Westcott St	ca. 1920	2 Contributing	A 2-story frame single-family residence surmounted by a hipped roof. The house is built on a rusticated cast stone foundation and clad in wooden shingles. A less-than-full-width 1-story open porch spans most of the façade, with a hipped roof supported by three square columns clad in wooden shingles. An interior end brick chimney rises on the north side, while the south side has a 1-story square bay on the second floor, supported by curved wooden brackets. The lot is level, with a driveway on the south leading to a detached one-car garage with a hipped roof.
1020 Westcott St	ca. 1920	1 Contributing	A 1.5-story frame single-family residence, clad in clapboard, beneath a side-gable roof. The front roof extends beyond the west façade facing the street to form a full-width 1-story open porch, supported by four slender square wooden columns. The west façade features a single door on the south and a tripartite window on the north. An interior end brick chimney rises on the north side of the house, which also features a 1-story square bay beneath a shed roof. The lot rises sharply from the street toward the façade, with no driveway or garage.
1021 Westcott St	ca. 1920	2 Contributing	A 2-story frame single-family residence surmounted by a front-gable roof with a pedimented gable and ends that flare outward at the eave line. The house is built on a rusticated cast block foundation and clad in clapboard. A less-than-full-width 1-story open porch spans most of the façade, with a hipped roof supported by four square slender wooden columns. The façade is framed by contrasting corner posts with a recessed panel and topped by a simple capital. The lot is level, with a driveway on the north leading to a detached one-car garage with a front-gable roof.
1022 Westcott St	ca. 1920	1 Contributing	A 1.5-story frame single-family residence clad in clapboard and surmounted by a side-gable roof. The front roof extends beyond the west façade facing the street to form a full-width 1-story open porch, supported by four wooden Tuscan columns. The west façade features a single door on the south and a tripartite window on the north. A 1-story square window bay projects from the south side, beneath a shed roof and supported by curved brackets. The lot rises sharply from the street, with no driveway or garage.
1025-27 Westcott St	ca. 1920	1 Contributing	A 2.5-story frame two-family residence surmounted by a front-gable roof. The house is built on a rusticated cast block foundation and clad in vinyl siding. The west façade is dominated by a full-width double-deck porch beneath the overhanging front gable; blind arches span the four slender wooden columns on the second floor. An exterior brick chimney rises on the north side. The lot is level, with a driveway on the south.
1026 Westcott St	ca. 1920	1 Contributing	A 1.5-story frame single-family residence clad in clapboard and surmounted by a side-gable roof. The front roof extends beyond the west façade facing the street to form a full-width 1-story open porch, supported by a set of short paired square columns at each corner resting on wooden bases. The west façade features a single door on the south and a tripartite window on the north. The north side of the house features an interior end brick chimney. The lot rises sharply from the street, with no driveway or garage.
1029 Westcott St	ca. 1920	1 Contributing	A 2-story frame single-family residence beneath a cross-gable roof. The house is built on a rusticated cast block foundation and clad in vinyl siding. A less-than-full-width 1-story open porch spans much of the façade, with a hipped roof supported by three square wooden columns. A secondary entrance is on the north side at the ground level, while a 1-story polygonal bay projects from the first floor of the south side. The lot is level, with a driveway on the south.

Address	Date of Construction	Status	Description
1030 Westcott St	ca. 1920	1 Contributing	A 1.5-story frame single-family residence clad in vinyl siding and surmounted by a side-gable roof. The front roof extends beyond the west façade facing the street to form a full-width 1-story open porch, supported by four broad square wooden columns. The west façade features a single door on the south and a tripartite window on the north. A full-width shed-roof dormer projects from the center of the front roof. The lot rises sharply from the street toward the façade, with a driveway on the south and no garage.
1033-35 Westcott St	ca. 1920	2 Contributing	A 2-story frame two-family residence surmounted by a front-gable roof. The house is built on a rusticated cast block foundation and clad in wooden shingles. The gable roof projects beyond the façade to form a full-width open double-deck porch, with a hipped roof above the second floor and both floors supported by slender round wooden columns. The north side of the house has a 2-story polygonal bay and an exterior brick chimney. The lot is level, with a driveway on the south leading to a detached contributing two-car garage with a hipped roof.
1037 Westcott St	ca. 1920	2 Contributing	A 1-story frame single-family residence with two half-stories rising through the side-gable roof, which has exposed rafter tails across the front. The house is built on a rusticated cast block foundation and clad in vinyl siding. The original west façade facing the street is recessed behind the overhanging front roof to form a full-width enclosed porch. A square window bay projects from the first floor of the south side. The lot is level, with a driveway on the south and a detached contributing two-car garage with a hipped roof.
1040 Westcott St	ca. 1920	2 Contributing	A 2-story frame single-family residence clad wooden shingle siding and surmounted by a side-gable roof. A full-width 1-story open porch spans the façade, with a pedimented-front-gable roof supported by Foursquare wooden columns. A large shed-roof dormer extends from the front roof beyond the eave to form an enclosed porch resting on the main porch roof. The lot rises sharply from the street toward the façade, with a driveway on the south leading to a detached contributing one-car garage with a hipped roof.
1041-43 Westcott St	ca. 1920	2 Contributing	A 2.5-story frame two-family residence beneath a front-gable roof. The house is built on a rusticated cast block foundation and clad in clapboard on the first floor and wooden shingles on the second. The west façade facing the street is dominated by a less-than-full-width open double-deck porch that occupies all except the entrance bay on the north. The porch is surmounted by a hipped roof that extends into the front gable. The lot is level, with a driveway on the south leading to a detached contributing two-car garage with a hipped roof.
1047 Westcott St	ca. 1950	Non-contributing	One non-contributing building (due to age).
1049 Westcott St	ca. 1920	2 Contributing	A 1.5-story frame single-family residence surmounted by a side-gable roof. The house is built on a rusticated cast block foundation and clad in clapboard on the first story and wooden shingles on the upper half story. The front roof extends beyond the façade to form a full-width 1-story open porch, supported by three square wooden columns. A broad front-gable dormer rises from the center of the front roof. The lot is level, with a driveway on the south and a detached contributing one-car garage with a front-gable roof.
1104-06 Westcott St	ca. 1920	2 Contributing	A 2-story frame two-family residence beneath a shallow hipped roof with overhanging eaves. The house is built on a rusticated cast block foundation and clad in wooden shingles. A less-than-full-width open double-deck porch spans much of the façade, with a hipped roof above the second floor and both floors supported by three square wooden columns. A small hipped-roof porch over the southernmost door abuts the main porch roof. The lot is level, with a driveway on the north leading to a detached contributing one-car garage with a front-gable roof.
1105 Westcott St	ca. 1935	1 Contributing	A 2.5-story residence beneath a front gable roof with roofline and raking trim, thick fascia board, and curved brackets on either side of the front gable. There is a gable dormer of matching style on the north elevation, with an oriel window on the north elevation as well, and the house is fronted by a partial-width hipped porch on square columns. The windows are six-over-one in trim with pronounced lintels, paired on the second story of the front façade and built along the roofline trim of the slope sides, with small six-pane windows in the gable peak and the dormer. The house sits on concrete foundation with trim along the corners and between stories. A driveway to the north leads to a small gable wood shed.

Address	Date of Construction	Status	Description
1108-10 Westcott St	ca. 1920	1 Contributing	A 2-story frame two-family residence surmounted by a front-gable roof with overhanging eaves and exposed rafter tails. The foundation is clad in concrete, and the house is clad in clapboard on the first floor and wooden shingles on the second. A full-width 1-story open porch spans the façade, with a hipped roof and exposed rafter tails supported by four slender square wooden columns. The north side of the house features a 2-story shallow polygonal bay and an exterior brick chimney. The lot is level, with a short driveway on the north and no garage.
1109-11 Westcott St	ca. 1935	2 Contributing	A 2.5-story multi-family residence beneath a front gable roof underscored by exposed rafter tails and trim, fronted by a partial-width 2-story porch on grouped columns with curved brackets beneath the porch roof. The first story is done in clapboard while the upper stories are done in wood shingle. The windows are primarily six-over-one, paired in the gable end and above the main entrance, all enclosed in trim with cornice lintels. There is a gable roof dormer and a brick chimney on the south end, which is flanked by small multi-pane windows. A driveway to the south leads to a garage.
1112 Westcott St	ca. 1920	2 Contributing	A 2-story frame single-family residence beneath a cross-gable roof. The foundation is clad in concrete, and the house is clad in clapboard. A full-width 1-story open porch spans the façade, with a flat roof supported by three wooden Tuscan columns. A brick chimney rises from the center of the roof. The lot is level, with a driveway on the north leading to a detached contributing garage with a side-gable roof.
1113-15 Westcott St	ca. 1935	2 Contributing	A 2.5-story residence beneath a front gable roof with a shed dormer on the side elevations, both the dormers and the roof itself underscored by frieze trim. The two doors are located in the northern corner of the front façade, adjacent to the porch. The front gable and its roofline extend to roof a full-width 2-story porch, supported by solid railings with half-height square columns, the siding of the railings continuous with the house itself. The windows are one-over-one in wood trim with cornice lintels, paired in the gable peak, there is a brick chimney on the south elevation, and the house sits on concrete block foundation. A 1-story, 2-bay garage is located at the rear.
1116 Westcott St	ca. 1970	Non-contributing	One non-contributing building (due to age).
1117-19 Westcott St	ca. 1935	1 Contributing	A 2.5-story multi-family residence beneath a front gable roof underscored by exposed rafter tails, flanked by shed dormers, and fronted by a partial-width 2-story porch on square columns with solid railings continuous with the materials of the house itself. The two doors are located in the northern corner of the front façade, adjacent to the porch, and above them is a single-sash six-pane window, in contrast to the mostly six-over-one windows found throughout the house, all in trim with cornice lintels. The first story is done in clapboard while the upper stories are in wood shingle, and the house sits on brick foundation.
1120 Westcott St	ca. 1925	1 Contributing	A 2-story frame single-family residence surmounted by a front-gable roof. The foundation is clad in concrete, and the house is clad in vinyl siding. The northern half of the façade is covered by an enclosed 1-story porch beneath a shed roof; the second floor of the façade features a double six-over-one window in the center. The south side of the house has a projecting bay that rises above the main roof line with a gable roof. The lot slopes slightly down across the façade from north to south, revealing a partially raised basement at the southwest corner, and there is a driveway on the south but no garage.
1121-23 Westcott St	ca. 1935	1 Contributing	A 2.5-story multi-family residence atop brick foundation and beneath a front gable roof, flanked by a shed dormer and adjacent brick chimney on the north elevation. The house is fronted by a full-width porch with solid railings and square columns, above which is a half-story porch in the southern half of the elevation, above the two front doors. The windows, all one-over-one, are enclosed in trim, grouped in threes on the front façade except for the paired window in the gable, and the windows around the chimney are all single-sash in trim.
1124 Westcott St	ca. 1980	Non-contributing	One non-contributing building (due to age).
1125 Westcott St	ca. 1935	1 Contributing	A 2-story residence beneath a side gable roof, fronted by a shed roof full-width porch on square columns, above which are two gable wall dormers. The windows are one-over-one in thin trim with single-sash windows in the gable ends. The house is clad in vinyl clapboard, sits on concrete foundation, and has a brick chimney on the south elevation.

Address	Date of Construction	Status	Description
1128 Westcott St	ca. 1935	1 Contributing	A 1.5-story frame single-family residence beneath a steeply pitched side-gable roof. The house is clad in clapboard, cast stone, and half-timbering. The east façade facing the street is dominated by a central projecting 1.5-story front-gable section with a shed-roof porch supported by three square wooden columns. The gable above the entrance is clad in half-timbering, and a gable dormer projects from the roof on each side. A driveway on the south leads to an attached garage at the rear of the house, on the same level as the basement.
1129 Westcott St	ca. 1960	Non-contributing	One non-contributing building (due to age).
1133 Westcott St	ca. 1935	2 Contributing	A 2.5-story residence beneath a wide front gable roof with decorative gable brackets, overhanging eaves, and a shed dormer on either slope side. The house is fronted by a full-width front porch on square wood columns and solid railings, behind which is a tripartite window with decorative panes in the upper sash of the center window. Otherwise, the windows are one-over-one with thick trim and cornice lintels. The house sits on cast block foundation, is clad in boards on the first story and shingle above, and has a brick chimney on the north elevation. A driveway to the north leads to a gable one-car garage.
1134 Westcott St	ca. 1980	Non-contributing	One non-contributing building (due to age).
578-80 Westcott St & Avondale Pl	ca. 1920	1 Contributing	A 2.5-story residence beneath a high-pitched hipped roof with frieze trim, hipped dormers, and a half-width front gable marked by cornice returns, which roofs a 2-story semi-hexagonal engaged bay. The entrance, flanked by sidelights, is in the center behind a gable portico, and the windows are one-over-one in trim with cornice lintels, save for a single-sash window with decorative panes in the gable. The second story slightly overhangs the first, there is trim down the corners of the walls, and the house is clad in vinyl siding.
600 Westcott St & Avondale Pl	ca. 1902	1 Contributing	This 2.5-story frame residence beneath a hipped roof. The house is built on an unevenly laid cut stone foundation and clad in vinyl siding. To the south (left) of the entrance is a 2-story chamfered projecting bay with windows in each segment on each floor, beneath a large gable with returning eaves. The gable is not centered over the bay. A chain-link fence surrounds the front yard.
624 Westcott St & Clarendon *	ca. 1904	2 Contributing	A 2.5-story frame single-family front-entrance residence beneath a hipped roof with overhanging eaves and gable and hipped-roof dormers. The house is built on a cast block foundation and clad in clapboard on part of the first story and north façade and asphalt shingle siding on the upper stories and south façade. A full-width 1-story open porch spans the east façade with four slender wooden Tuscan Doric columns supporting a low hipped roof and a low pedimented gable over a slightly off-center entrance bay. A two-car garage with a front-gable roof is in the rear of the lot.
700 Westcott St & Clarendon *	ca. 1920	1 Contributing	A 2.5-story residence beneath a hipped roof with hipped dormers and a 2-story front porch on square columns along the east elevation. The entrance is behind a gable portico in the center of the north elevation. The windows are six-over-one or eight-over-one in trim with multiple bay windows throughout. The house sits on brick foundation and is clad in wood shingles.
701 Westcott St & Clarke St	ca. 1920	2 Contributing	A 2.5-story frame single-family Colonial Revival residence beneath a side-gable roof with pedimented north and south gables, overhanging eaves, and classical dentils in place of rafter tails. The house is built on a brick foundation and clad in wide clapboard. The west façade has three bays, with the entrance on the central bay where a projecting aedicula-style porch with a gable roof with returning eaves is supported by two wooden square piers. A one-car garage in the same style as the house is on the south side.
466-68 Westcott St & Dell St	ca. 1930	1 Contributing	A 2.5-story residence-turned-commercial building beneath a wide, high-pitched front gable roof with trim along the slope and gable ends, a narrower cross gable along the slope sides. There is a hipped canopy with asphalt shingles along the first story of the front façade, and a semi-hexagonal bay window on the second story of the east and north elevations. The first story is brick with large storefront windows in the front, while the upper stories are done in stucco and have one-over-one windows in trim.
500-06 Westcott St & Dell St	ca. 1950	Non-contributing	One non-contributing building (due to age and integrity).

Address	Date of Construction	Status	Description
767 Westcott St & Euclid Ave	1928	1 Contributing	A 2-story residence beneath a side gable roof intersected in the front by a large central gable dormer with cornice returns, while the roof slope extends over a full-width porch of solid railings with square columns. The entrance slightly projects from the wall, and the windows on the front elevation are eight-over-one in trim, while the windows on the south elevation are six-over-one, with a pair of windows inside an oriel. The foundation is stone, the walls are vinyl clapboard, and the roof is made of ribbed metal panels.
471-89 Westcott St & Harvard	ca. 1920; ca. 1950	1 Contributing	A 1-story commercial building containing three storefronts, with concrete foundation and walls. Two of the front facades, however, are clad in brick veneer, while the third, southernmost storefront has painted concrete or stucco. The northernmost storefront has two doors with paired metal-framed windows in between, the central storefront has a centered entrance with smaller metal-framed windows either blank or with multiple panes, and the southernmost storefront has a centered recessed entrance with ribbons of large, wide metal-framed windows. The roof is flat with a parapet running along the front façade.
503-07 Westcott St & Harvard Pl	ca. 1926	1 Contributing	An Art Deco commercial building. Architecturally, the simple box-like building is a well-preserved example of what might be called "budget deco"—a simple and inexpensive aesthetic of flat walls enlivened with geometric patterns in brick that was popular on commercial strips in the 1920s.
326 Westcott St & Hawthorne *	ca. 1900	2 Contributing	A 2.5-story multi-family residence beneath an overhanging side gable roof with a centered front gable above a 2-story semi-hexagonal bay, each gable with full eave returns, and a full-width gable extension to the back. To the north of the bay is a gable portico on square columns with curved stick work in the pediment, similar to that in the centered gable, and on the second story above it is an arched window with decorative upper panes. There is another semi-hexagonal bay on the south elevation under one half of the gable, with a 2-story polygonal porch with pointed arched openings in the corner between the two bays. The house sits on cast block foundation with narrow boards on the first story and shingles on the second, and the windows are mainly six-over-one, all in trim. To the west is a driveway leading to a two-car garage with a flat roof.
400 Westcott St & Hawthorne *	ca. 1930	1 Contributing	A 2.5-story residence beneath an overhanging side gable roof with a front gable projection over a 2-story semi-hexagonal bay, and a smaller overlapping gable projection extending north. The house is fronted by a full-width porch of stone or cast block piers with paired rounded columns atop each. The windows are one-over-one in trim, save for the multi-pane single-sash windows in the gables. The gable projection to the north has an oriel window on curved brackets under the gable. The foundation is cast block.
963 Westcott St & Jerome St	ca. 1935	2 Contributing	A 2.5-story residence beneath a wide, overhanging front gable roof with a small centered gable atop the slope sides. There is a small gable porch in the south corner of the front façade on thick, shingle-clad piers. The house is clad in wood shingle and is rich in wood detailing, with curved wood barge board and geometric stick work in the gables and porch, wood framing and trim in the windows, and wood shutters. The windows are double-hung six-over-one, but the gable windows have diamond panes in the upper sash, and there is a tripartite oriel window on the south elevation. A driveway to the west leads to a gable one-car garage with matching shingles and barge board, and a wood door.
1001-03 Westcott St & Jerome St	ca. 1920	2 Contributing	A 2-story frame two-family residence surmounted by a cross-gable roof. The house is built on a rusticated cast block foundation and clad in vinyl siding. A full-width 1-story open porch spans the façade, with a hipped roof supported by Foursquare wooden columns, two framing the entrances to each door. A one-bay open porch rises from the first-floor porch roof in the center of the façade, with a hipped roof supported by two square wooden columns. The corner lot is level, with a short driveway leading to a detached two-car garage with a shallow hipped roof.
1050-52 Westcott St & Kensington	ca. 1920	2 Contributing	A 2.5-story frame two-family residence clad in vinyl siding and surmounted by a front-gable jerkinhead roof. A less-than-full-width open porch spans most of the façade, with a hipped roof on the southern section and a second-floor porch rising above the northern half, enclosed with windows and beneath a hipped roof. A hipped dormer projects from both the north and south side roofs. The lot rises north from Kensington Road toward the house, with a driveway that leads to a detached contributing one-car garage with a hipped roof.

Address	Date of Construction	Status	Description
1053 Westcott St & Kensington	ca. 1920	1 Contributing	A 2-story residence beneath an overhanging side gable roof, with raking trim and a front slope that extends over a full-width porch on square tapered columns. There is a centered shed dormer in the front containing three grouped six-over-one windows in trim, with four one-over-one windows next to the entrance below. The windows are six-over-one, one-over-one, or multi-pane single sash, and the windows have wood trim. The house sits on cast block foundation and has horizontal boards on the first elevation and shingles above.
1100-02 Westcott St & Kensington	ca. 1920	1 Contributing	A 2.5-story frame multi-family residence surmounted by a side-gable roof. The house is built on a brick foundation and clad in asbestos shingles. The east façade facing Westcott Street is dominated by a less-than-full-width enclosed double-deck porch with two sets of triple windows on both the first and second floors, framed by three 2-story columns rising from brick piers. The lot slopes down sharply from Kensington Avenue to the south, revealing a raised basement with an attached two-car garage opening to the west.
1101 Westcott St & Kensington	ca. 1930	1 Contributing	A 2.5-story residence beneath an overhanging hipped roof with a hipped dormer in the front, as well as a hipped nearly-full-width porch on square columns. The front fenestration is symmetrical, three bays wide, with a door or window in each bay in the first story, a centered pair of windows in the second story, and three grouped four-pane windows in the dormer. The windows are largely six-over-one in trim with cornice lintels. The foundation is cast block, first story has narrow clapboard and the second has shingles.
837-39 Westcott St & Lennox Ave	ca. 1935	2 Contributing	A 2.5-story residence beneath an overhanging hipped roof underscored by exposed rafter tails, fronted by a hipped extension atop a 2-story porch. The porch widens to full-width on the first story and is supported by columns with wide arches on the second story, and there is a hipped dormer on the sides of the house and one atop the hipped extension. The windows are four-over-one in the dormers and otherwise eight-over-one, nine-over-one, or one-over-one, all in trim. The house sits atop cast block foundation, has narrow boards on the first story and wood shingle on the second, with a brick chimney on the south elevation, and has a hipped roof two-car garage to the east.
901 Westcott St & Lennox Ave	ca. 1920	2 Contributing	A 2.5-story Queen Anne-style residence beneath a hipped roof with a gable projection in the front and a centered gable on the sides, the roofline and gables underscored by cornice and raking trim, and the building fronted by a full-width porch on square columns. The front fenestration is three bays wide with a 2-story semi-hexagonal bay in the southernmost, the entrance in the center, and windows in the northernmost, each window one-over-one in trim with cornice lintels. There are Palladian windows in the gables, the foundation is cast block, there is a brick chimney on the south elevation, and the first story is vinyl clapboard while the second is wood shingle. A driveway to the east leads to a two-car garage beneath a side gable roof.
535 Westcott St & Victoria Pl	ca. 1940	1 Contributing	A 2.5-story apartment building beneath a wide, high-pitched, overhanging hipped roof, with a symmetrical front façade. On both sides of the entrance in the center is a semi hexagonal 2-story bay with a hipped roof dormer atop, with a gable roof dormer on the north and south side elevations. The windows are six-over-one in trim, and there is trim down the corners of the 2-story bay. On each side elevation is a small 2-story projecting wing, each with two boarded-up diamond-shaped windows. There is a large central roof chimney, made of brick.
522 Westcott St To Beech St *	ca. 1930	Non-contributing	One non-contributing building (due to age and integrity).
548 Westcott St To Beech St *	ca. 1945	1 Contributing	A 1-story commercial building with stucco walls. There are two entrances recessed in the center for two separate storefronts, each flanked by a ribbon of large, single-pane windows in metal frames with trim. On the north elevation is a set of three windows in metal frames. The roof is flat with a front parapet.
552 Westcott St To Beech St *	ca. 1945	1 Contributing	A 2-story commercial building with brick walls, painted on the first story pilasters but exposed on the second. There is a recessed entrance in one corner and in the center, and a flush entrance in the other corner, and between each is ribbon of windows in metal frames with transoms above and bulkhead below. The second-story contains metal-framed windows with transoms, both grouped and individual, each with a brick lintel. The roof is flat with a front parapet featuring a rectangular outline of brick headers.

Address	Date of Construction	Status	Description
558 Westcott St To Beech St *	1933	1 Contributing	A 1-story commercial building with stucco walls. There is one entrance recessed in the center, flanked by ribbons of large, single-pane windows in metal frames with trim. The roof is flat with a front parapet.
761 Westcott St To Euclid Ter	ca. 1920	1 Contributing	A 1.5-story residence beneath a side gable roof with overhanging eaves underscored by exposed rafter tails. There is a smaller gable extension on either side. On the north half of the front façade is a gable half-width porch on square columns above a lattice railing, as well as a gable roof dormer with curved brackets. The windows are one-over-one in trim and the house sits on stone or cast block foundation.
765 Westcott St To Euclid Ter	ca. 1920	1 Contributing	A 2.5-story frame single-family front-entrance residence beneath a front-gable roof with a large pedimented gable. The house is built on a cast block foundation and clad in vinyl siding on the first floor and shingle siding on the second. A 2-story rectangular wing projects from the north half of the façade; a 1-story half-width porch abuts this in the front and extends to the south, creating a recessed open porch on the northwest corner of the first-story of the house. A Palladian window is in the main gable.
1044 Westcott St To Westminster*	ca. 1920	1 Contributing	A 1.5-story frame single-family residence beneath a side-gable roof with overhanging eaves supported by diagonal brackets on the sides. The house is clad in clapboard on the first floor and wooden shingles on the second. The front roof extends beyond the façade at a shallower pitch to form a full-width 1-story open porch supported by Foursquare wooden columns. The north side of the house features an exterior brick chimney and a 1-story square window bay beneath a shed roof. The lot rises sharply from the street, with no driveway or garage.
1048 Westcott St To Westminster*	ca. 1920	1 Contributing	A 1.5-story frame single-family residence surmounted by a side-gable roof. The house is clad in clapboard on the first floor and wooden shingles on the second. The front roof extends beyond the west façade facing the street to form a full-width 1-story open porch, supported by Foursquare wooden columns. The north side of the house features an exterior brick chimney and a 1-story square bay with a shed roof. The lot rises sharply from the street toward the façade, with no driveway or garage.
98 Westminster Ave	-	not counted	Vacant Lot
100-06 Westminster Ave	1941	Non-contributing	One non-contributing building (due to integrity).
101 Westminster Ave	ca. 1915	2 Contributing	A 1.5-story vinyl siding-clad residence beneath a side gable roof with overhanging eaves, brackets on the gable ends, and exposed rafter ends along the slope sides and along the eaves of the shed roof dormer. The dormer is nearly full-width with two pairs of tripartite windows with awnings, while the slope of the gable extends over a full-width enclosed porch. A driveway to the south leads to a hipped two-car garage.
115 Westminster Ave	ca. 1920	1 Contributing	A 2.5-story residence atop a cast block foundation, surmounted by a steep, 1.5-story side gable roof with eave returns, intersected by a front gable projection in the center of the front façade. The front gable is attached to a shed roof dormer. The house is clad in wood shingles, with wood shutters, trim, and cornices around the windows, ranging from one-over-one to four- and six-over-one.
116 Westminster Ave	ca. 1930	1 Contributing	A 2.5-story brick residence beneath a high-pitched side gable roof with roofline trim and a wide, shed-roofed, central wall dormer in the front, above the centered, gable projection for the entrance. The door has Classical surrounds with an entablature and pilasters, while the windows have wood shutters and are generally six-over-one, with a pair of single-sash four-pane windows in the center. The first story windows have lintels of soldier-faced brick, and the second story windows about the frieze trim of the dormer.
119 Westminster Ave	ca. 1920	1 Contributing	A 1.5-story residence beneath an overhanging side gable roof, with a gable dormer on the front slope flanked by shed dormers, all of the gable ends having boxed eaves. The house sits on concrete block foundation, is clad in vinyl siding, and has a stone chimney with two flue pots. The fenestration consists of one-over-one windows in trim, with tripartite windows flanking the centered entrance projection.

Address	Date of Construction	Status	Description
122 Westminster Ave	1911	1 Contributing	A 2.5-story residence beneath a high-pitched side gambrel roof with raking and frieze trim that wraps around the building, wide central shed-roofed dormers on the north and south elevations, and a shed dormer above the central dormer on the south elevation. The entrance is behind a hipped portico on square columns that projects from the skirt of roofline between the first and second stories. The entrance has sidelights and is flanked by tripartite windows, and most windows are one-over-one with six-over-one windows in the gambrel peak and a single-sash multi-pane window on the east elevation. The house is clad in shingles, and there is a brick chimney on the south elevation.
123 Westminster Ave	ca. 1910	1 Contributing	A 2-story residence beneath a hipped roof with hipped dormers, all with overhanging eaves and decorative curved brackets. The house sits on cast block and has wood shingles, eight-over-one and one-over-one windows in trim, pilasters around the entrance, and a bay window with an awning on the south elevation. The main entrance is a double door with glass panes connected to a ribbon of windows, which wrap around the entire front façade and the projecting enclosed porch.
125 Westminster Ave	ca. 1920	2 Contributing	A 1.5-story residence beneath a steep side gable roof with a wide shed gable dormer on the front, the roof ends underscored by brackets and slope sides underscored by exposed rafter ends and trim. The house sits on cast block foundation with horizontal board siding on the first story, and alternating bands of narrow and wide shingles on the attic story. The main entrance is a glass door with sidelights, adjacent to a large ribbon of windows, and the dormer contains two eight-over-one windows with trim and cornices. A driveway to the south leads to a one-car garage with wood shingles, a front gable roof, and exposed rafter ends below the gable.
126 Westminster Ave	1958	Non-contributing	One non-contributing building (due to age).
140 Westminster Ave	1916	2 Contributing	A 2.5-story residence beneath a saltbox-style side gable roof extended to the back, underscored by exposed rafter tails. The roof is topped by a full-width shed dormer on the front façade where the two pairs of six-over-one windows interrupt the eaves of the gable, extending to the wall below each pair also has a small gable above it, with barge board and simple stick work. On the front elevation is an oriel window with geometric stick work, and the entrance is beneath a gable canopy on the south elevation. The windows are largely one-over-one in trim, and the first floor has horizontal board siding while the second has shingles. There is a driveway to the south leading to a garage beneath a side gable roof.
144 Westminster Ave	1958	Non-contributing	One non-contributing building (due to age).
146 Westminster Ave	1912	2 Contributing	A 2-story residence beneath an overhanging side gable roof, with the front slope extending to roof a full-width porch on rounded columns, and a shed-roofed dormer with a centered gable above. The fenestration is symmetrical, with the entrance in the center flanked by tripartite one-over-one windows, and three six-over-one windows in the dormer, all in trim. The foundation is concrete. A driveway to the north leads to a gable one-car garage.
150 Westminster Ave	ca. 1920	1 Contributing	A 2-story residence beneath a high-pitched side gable roof, with the front slope extended to roof a full-width porch on rounded, fluted columns, and a central shed roof dormer above. There are tripartite windows on the front façade and in the dormer, all in trim. On the north elevation is a brick chimney, several individual one-over-one or single-sash windows, and an oriel window, and there are half-circle windows in the gable peaks.
156 Westminster Ave	1913	2 Contributing	A 2.5-story residence beneath a high-pitched side gambrel roof which changes pitch close to the peak, with the front slope extended over a full-width front porch on rounded, fluted columns, and a central shed roof dormer above. The rooflines are decorated by exposed rafter tails and curved barge board. The windows are six-over-one with a half-circle window on a gable extension to the south, and there is a brick chimney on the north elevation. A driveway to the north leads to a hipped one-car garage with barn doors.
164 Westminster Ave	1912	2 Contributing	A 2.5-story residence beneath an overhanging hipped roof topped by a hipped dormer on the front elevation, underscored by trim. The house is fronted by a full-width hipped porch on square, paired columns, with a small gable marking the entrance. The windows in the dormer and on the south elevation oriel are paired or grouped single-sash, with tripartite four-over-four windows next to the entrance, and one-over-one windows otherwise, all windows enclosed in thick trim. The foundation is cast block. A driveway to the north leads to a gable one-car garage.

Address	Date of Construction	Status	Description
168 Westminster Ave	ca. 1915	2 Contributing	A 2.5-story residence beneath a front gable roof with cornice returns and raking trim, which has a longer south slope than north slope, a shed dormer along the south slope, and a gable projection for the entrance protruding from the southernmost bay of the front façade. The projection contains a door with fanlight and sidelights connected by a Palladian window-shaped arrangement of bricks, with brick also found on the steps, on the front chimney that bisects the gable, and at the lintels and sills of the windows. Otherwise, the house is clad in stucco, and the windows are six-over-six with wood trim, with two quarter-circle windows on either side of the chimney at the gable peak. A driveway to the north leads to a garage beneath a side gable roof.
200 Westminster Ave	ca. 1930	1 Contributing	A 2.5-story multi-family residence beneath a hipped roof with gable dormers, the dormers containing cornice returns above the smaller side windows of a tripartite window. The house has frieze trim with trim down the corners and around the windows, as well. The windows are mainly three- or four-over-one with vertical panes, enclosed in trim, topped with cornices, and flanked by shutters with decorated panels; the second story windows are built into the roof trim. The house has a brick chimney to the south and a full-width front porch on thick square columns.
208-16 Westminster Ave	ca. 1915	1 Contributing	A 2.5-story residence beneath a steeply pitched gambrel roof with eave returns, the entrance located on the slope side to the south. There is a central shed-roofed roof dormer on either side. The house sits on concrete block foundation with horizontal board siding and mainly one-over-one windows in trim, alongside quarter-circle windows in the gambrel peak, and diamond-pane windows around the northeast corner. The first story windows on the front façade have shutters.
211 Westminster Ave	1938	2 Contributing	A 2.5-story residence beneath a steep side gambrel roof, with a central gable dormer with full eave return in the front. The house sits on cast block foundation, with a brick chimney on the north elevation, vinyl siding, and wood shingle in the dormer. Trim with a dentil-like pattern runs below the gable's cornice and below the front slope of the gambrel, which roofs a full-width front porch on square columns. The windows are one-over-one with trim, with two pairs of windows in the dormer and a tripartite window behind the porch. A driveway to the north leads to a one-car garage with a hipped roof.
213 Westminster Ave	ca. 1915	1 Contributing	A 2.5-story residence beneath a steep side gable roof with a wide shed dormer in the front, all rooflines underscored with trim, while front slope of the gable extends over a full-width front porch supported by thick piers of uncut stones. Uncut stones are used as well for the chimney, and the house itself is clad in wood shingles, the windows and doors enclosed in wood trim with cornices. Window types vary but include ten-over-one windows flanked by four-over-ones in the dormer, a twelve-over-one by the entrance, and sidelights on either side of the door.
215 Westminster Ave	1913	1 Contributing	A 2.5-story residence beneath a steep side gable roof, with a flared front slope that extends over a full-width front porch on square columns with capitals, and a wide shed dormer above. The dormer and porch roofline has frieze trim beneath cornices, and the six-over-one windows and shutters in the dormer are enclosed in trim built into the frieze band. The house has wood shingles and a brick chimney, eight-over-eight windows with arched transoms in each gable end, and three large grouped windows in the center of the front façade.
217 Westminster Ave	1936	2 Contributing	A 2.5-story residence beneath a side gable roof with cornice returns and arched six-over-one windows in either gable end. The entrance has architrave trim and a bracketed entablature, and is behind a gable portico, adjacent to a partial extension with likewise bracketed entablature and a ribbon of six-over-six windows in trim. The windows otherwise are mainly one-over-one, the foundation is concrete, the siding is wood shingle, and there is a brick chimney on the south elevation. A 1-story, gable roof garage is at the rear.
220 Westminster Ave	1958	Non-contributing	One non-contributing building (due to age).
227 Westminster Ave	ca. 1930	2 Contributing	A 2.5-story residence beneath a steep side gambrel roof with cornice returns and a shed dormer in the front. The front slope extends over an enclosed porch consisting of a ribbon of narrow eight-pane windows, square pilasters, and a glass-paneled door with sidelights, all topped by a band of trim with decorative concentric shapes and a band of frieze trim above. The house sits on brick foundation with a brick chimney, horizontal boards on the first story and wood shingles above, and fenestration enclosed by trim with entablatures. . A driveway to the north leads to a hipped two-car garage.

Address	Date of Construction	Status	Description
228 Westminster Ave	1914	1 Contributing	A 1.5-story residence beneath a hipped roof with cross-hipped wall dormers, underscored by exposed rafter ends. The upper story in the front extends over the first story, roofing a full-width porch on square wood columns. The house has vinyl siding with a brick veneer on the first story of the front façade, trim along the porch roofline and around the windows, and largely one-over-one fenestration, with shutters in the front dormer.
230 Westminster Ave	ca. 1915	1 Contributing	A 2-story residence beneath an overhanging side gable roof with brackets in the gable and along the slope sides, topped by a central shed dormer with exposed rafter tails. The front slope of the gable roofs a full-width porch on fluted, tapered columns. The windows are six-over-one in trim with cornice lintels, grouped in three in the dormer and adjacent to the front door, each window enclosed in trim.
231-35 Westminster Ave	ca. 1960	Non-contributing	One non-contributing building (due to age).
234 Westminster Ave	1923	1 Contributing	A 2.5-story residence atop concrete block foundation, with a brick chimney on the south elevation, surmounted by an overhanging side gable roof. The second story overhangs in the front, where there is a half-width porch on wood columns with a lattice screen to the south. The windows are mainly one-over-one in trim, often paired or grouped, and the siding is done in horizontal vinyl boards, narrower on the first story than the second.
238 Westminster Ave	-	not counted	Vacant Lot
242 Westminster Ave & Kensin *	ca. 1900	2 Contributing	A 2.5-story residence beneath a very wide front gable roof, with the pitch of the roof changing halfway down the east slope, and the overhanging roofline underscored by exposed rafter tails. The fenestration is highly asymmetrical, with a small gable extension in the west bay, a basement door in the center, and the main entrance in the east bay next to a roofed oriel window. The windows are mainly three- or four-over-one in trim, with smaller sliding or fixed windows in the gable peaks. The house is clad in vinyl siding with concrete foundation, and there is a one-car garage to the west with a gable roof and cast block walls.
203 Westminster Ave & Maryla *	1914	2 Contributing	A 2.5-story residence beneath a side gable roof whose front slope extends further than the back slope to roof a full-width 1-story porch on rounded columns, and which has a shed dormer containing three grouped diamond-paned windows in the front as well. Behind the porch are two large French doors with sidelights, trim, and cornice lintels. The door trim matches the windows on the sides, which generally have diamond panes in the upper sashes and one blank pane below. There is a brick chimney on the north elevation, the foundation is made of ashlar masonry, the walls are wood shingle, and there are decorative features like the wooden brackets for the awning of the south elevation door and the trim along the roofline. There are two identical hipped-roof one-car garages in the backyard toward the south elevation.
135 Westminster Ave To Maryl*	ca. 1920	1 Contributing	A 2.5-story residence beneath a hipped roof with one hipped dormer on each side, the rooflines all overhanging and underscored by exposed rafter tails. The house is fronted by a 2-story porch that narrows from full-width to half-width in the center, supported by square columns with capitals and sitting atop brick porch foundation. The windows are uniformly one-over-one in trim with cornice lintels, save for the dormer windows, which are squatter, and there is also trim vertically along the corners of the house and horizontally between the two stories.
139 Westminster Ave To Maryl*	ca. 1930	2 Contributing	A 2.5-story residence beneath a front gable roof with a half-width, 2-story gable projection, containing the entrance and an enclosed room on the first story and a porch with solid vinyl-clad railing and square columns on the second. There are shed dormers on the side elevations containing squat one-over-one windows, though most of the windows are six-over-one, all in trim, either individually or grouped into oriel windows. There is a brick chimney on the south elevation, the house sits on concrete block elevation, and there is a hipped-roof one-car garage to the north.
516-18 Westmoreland Ave	ca. 1900	1 Contributing	A 2.5-story multi-family residence beneath a hipped roof, with an overlapping pedimented gable atop a 2-story 2/3-width porch on square columns. The fenestration is highly asymmetrical and contains mainly one-over-one windows in trim. The house is clad in vinyl, with a brick chimney on the south elevation.

Address	Date of Construction	Status	Description
521-23 Westmoreland Ave	1922	2 Contributing	A 2.5-story multi-family residence beneath a steep front gable roof with an overlapping gable atop a 2/3-width 2-story porch, adjacent to a polygonal bay projection in the remaining width. The house is clad in vinyl siding, with a brick chimney on the south elevation next to another polygonal bay. The fenestration consists mainly of three-over-one windows with wood trim, with a small window of colored patterned glass on the front gable, and the overhanging roofline is underscored by exposed rafter tails. The A driveway to the south leads to a gable garage.
522-24 Westmoreland Ave	ca. 1900	1 Contributing	A 2.5-story multi-family residence atop brick foundation, surmounted by a front gable roof with full cornice return, which extends to roof a 2-story front porch, topped by a hipped dormer on the north elevation. The roof is underscored by cornice and raking trim, and the porch, supported by square columns with capitals and solid siding-clad railings, has wide pointed arches between the columns on the second story. The windows are one-over-one or six-over-one with wood trim and cornice lintels, with tripartite windows on the front façade.
525-27 Westmoreland Ave	1928	2 Contributing	A 2.5-story multi-family residence beneath a hipped roof with hipped dormers on the sides and a projecting 2/3-width gable along the front, which roofs a 2-story porch. The porch is supported by full-height Corinthian columns, has wood railings, and the porch gable has a half-circle window in its peak; adjacent to the porch is a small gable portico over the two front doors, with exposed rafter tails and brackets. The house is clad in horizontal wood boards, sits atop concrete foundation with glass block windows, has a brick chimney on the north elevation, and contains mostly four-over-four or six-over-one windows in trim. A driveway to the north leads to a garage beneath a hipped roof.
528-30 Westmoreland Ave	ca. 1900	2 Contributing	A 2.5-story residence beneath a front gable with full eave return and cornice and raking trim, and hipped dormers on the sides. The first story is clad in wood boards, while the second and attic stories contain alternating bands of narrow boards and wider wood shingles, and the house sits atop cast block foundation. The gable roof extends over a 2-story enclosed porch/sunroom extension, where the first story contains one-over-one windows between square columns with square transom panels above, and the second story windows are likewise one-over-one but with arched transom panels; the general fenestration of the house is one-over-one with cornice lintels and trim. A driveway to the north leads to a 2-car garage beneath a gable roof.
531-33 Westmoreland Ave	1928	2 Contributing	A 2.5-story residence beneath a front gable with full eave return and a flattened gable peak, cornice and raking trim, and gable dormers with cornice returns on the sides. The first story is clad in narrow siding, while the second and attic stories contain alternating bands of narrow wood boards and wider wood shingles, and the house sits atop concrete foundation with brick foundation beneath the 2-story enclosed porch/sunroom extension. The first story porch windows are one-over-one, but the second story windows are narrow six-pane casement windows with arched transoms above; the general fenestration of the house is one-over-one with cornice lintels and trim. A driveway to the north leads to a 2-car wood garage beneath a gable roof.
532-34 Westmoreland Ave	ca. 1900	1 Contributing	A 2.5-story multi-family residence beneath a hipped roof with cornice and raking trim a gable projection in the front, spanning 2/3 the façade width, and gable dormers on the sides. The gable projection has a half-circle window, and the two stories of the projection contain ribbons of one-over-one windows. Adjacent to the projection are the two front doors behind a small porch on columns with an arched opening, and the windows are one-over-one in trim with lintels, attached to the trim of the second story. The house sits on concrete foundation and is clad in wood boards, with a brick chimney on the north elevation.
535-37 Westmoreland Ave	1922	1 Contributing	A 2.5-story multi-family residence beneath a hipped roof with a gable projection in the front, spanning 2/3 the façade width. Beneath the projection is an enclosed porch/sunroom on the second story, with a full-width enclosed extension on the first story containing an entrance at either end. There is a second-story bay window on the front façade and a 2-story bay adjacent to a brick chimney on the north elevation, with a variety of window types employed: one-over-one, paired casement windows, small six-pane windows around the chimney, and a Palladian window in the gable peak.
536 Westmoreland Ave		Non-contributing	A one-story, stone-clad residence with multi-hipped roof. Fenestration is largely sliding window.

Address	Date of Construction	Status	Description
539 Westmoreland Ave	ca. 1930	2 Contributing	A 2.5-story residence beneath an overhanging side gable roof, crossed by a front gable 2/3-width enclosed porch, with each gable end containing wood brackets. The porch is supported by tapered brick piers and is enclosed with walls of continuous style to the main volume, containing alternating bands of narrow and wide wood shingles. The windows are all one-over-one in trim except for single-pane windows in the gable peaks, with ribbons of windows in the porch and a bay window on the north elevation. The house sits on concrete foundation with a brick chimney on the north elevation with clay chimney pots, and there are decorative brackets beneath the paired window on the front and above the windows of the porch.
543-45 Westmoreland Ave	1928	1 Contributing	A 2.5-story multi-family residence beneath a front gable with full eave return and gable dormers on the sides, frieze trim, and a matching overlapping gable spanning about 2/3 the front facade width, the two front doors adjacent to the projection behind a small porch. The foundation is concrete block with glass block windows for the main mass, but brick beneath the front projection, with a brick chimney on the south elevation detailed by decorative brick patterns. The house is clad in broad vinyl siding with one-over-one windows, largely paired or grouped, but individual in the gable peaks.
546 Westmoreland Ave	ca. 1920	1 Contributing	A 1.5-story residence beneath a side gable roof with overhanging eaves, thin wood brackets in the gable ends, and exposed rafter tails along the slope sides, as well as along the roofline of the front hipped dormer. There is also a small hipped projection along the front adjacent to the doorway containing a bay window of tall, narrow panes. The house sits on concrete block foundation, the walls are clad in wood shingle, there is a brick chimney on the south elevation with decorative brick patterns, and the windows are one-over-one or six-pane in trim with pronounced lintels.
549 Westmoreland Ave	ca. 1930	1 Contributing	A 1.5-story residence beneath an overhanging side gable roof with a full-width cross gable porch, each gable end containing wood brackets, and each slope side underscored by exposed rafter tails. The house sits on cast block foundation, has a brick chimney on the north elevation, and is clad in vinyl siding. The porch has solid vinyl-clad railings with square piers to support the gable above, and there is an oriel window with a shed roof and rafter tails on the north elevation. The windows are all enclosed in trim with cornice lintels but vary in form, with a tripartite window behind the porch, a single-pane window in the porch gable, multi-pane single-sash windows on the sides, and several paired six-over-one windows.
550-52 Westmoreland Ave	ca. 1900	2 Contributing	A 2.5-story multi-family residence beneath a hipped roof with hipped dormers, fronted by a 2-story full-width porch on solid vinyl-clad railings with grouped columns. The house sits on concrete block foundation and is sided in wood boards, with primarily one-over-one windows throughout the house, enclosed in trim with cornices. There is a 2-story bay projection on the north elevation next to a brick chimney, a tripartite window on each story behind the porch, and arched openings on the second story of the porch. A driveway to the north leads to a gable 2-car garage.
554-56 Westmoreland Ave	ca. 1930	2 Contributing	A 2.5-story multi-family residence beneath a front gable roof with full cornice return, topped by a gable dormer with cornice returns on the south slope and a cross gable on the north, above a 2-story bay projection. The house is fronted by a 2-story 2/3-width porch with square columns and decorative balusters on the second story, with the remaining 1/3 of the facade containing the two doors on the first floor, and two single-sash windows on the second. The fenestration consists otherwise of one-over-one windows in trim with pronounced lintels, the house sits atop concrete block foundation, and it is clad in vinyl siding. A driveway to the north leads to a gable 2-car garage.
555-57 Westmoreland Ave	1928	2 Contributing	A 2.5-story multi-family residence atop concrete block foundation, surmounted by a side gable roof with full eave return and a jerkinhead projection spanning 2/3-width of the front facade, all underscored by frieze trim. The jerkinhead roofs a second-story sunroom, with a full-width porch on the first story supported by square piers. The first story is clad in boards while the upper stories are clad in wood shingle, and the windows are often one-over-one, six-over-one, or six-pane single-sash, with trim. The south elevation has a brick chimney. A driveway to the south leads to a 1-car garage.

Address	Date of Construction	Status	Description
556 1/2 Westmoreland Ave	1928	2 Contributing	A 2.5-story multi-family residence beneath a front gable with full eave return and frieze trim and gable dormers on either side. The house sits on concrete block foundation with brick foundation on the porch and a brick chimney with decorative elements on the south elevation, it is clad in wood boards on the first story and wood shingle above, and its windows are one-over-one in trim. The house is fronted by a 2/3-width 2-story projection containing sets of four grouped windows, with the remaining width containing a small porch for the two doors, and a sunroom above. A driveway to the south leads to a garage.
558 Westmoreland Ave	-	not counted	Vacant Lot
559 Westmoreland Ave	ca. 1900	2 Contributing	A 1.5-story frame 1-family house, beneath a saltbox side gable roof. The house is clad with clapboard siding. First floor façade is recessed behind the overhanging front roof originally to form a full-width 1-story porch which is now enclosed, with a single door on the right side. A shed roof dormer projects from the ridge line on the front roof. The foundation is cast block.
561-63 Westmoreland Ave	1928	1 Contributing	A 2.5-story residence beneath a wide front gable with full eave return and a half-width gable projection, roofing a 2-story porch on thick siding-clad piers with solid railing. The gable ends are done in wood shingle and contain rounded windows, with a hipped dormer on the south slope of matching shingles, while the house sits on brick foundation with a brick chimney on the south elevation. The windows are largely six-over-one in trim or six-pane narrow casement windows, and the two front entrances are fronted by a small porch extension with a centered gable and full-height columns.
564-66 Westmoreland Ave	ca. 1900	1 Contributing	A 2.5-story multi-family residence beneath a front gable roof with a gable dormer on the sides and an overlapping front gable projection, though the gable of the projection is flattened at the peak. The dormers are clad in alternating bands of narrow and wide wood shingles, while the house itself is done in vinyl clapboard. The windows are primarily one-over-one in trim, though some older ones with three-pane upper sashes or multi-pane single-sash windows remain, and there is a brick chimney with decorative brickwork on the north elevation.
565 1/2 Westmoreland Ave	-	not counted	Vacant Lot
565-67 Westmoreland Ave	-	not counted	Vacant Lot
568-70 Westmoreland Ave	ca. 1930	1 Contributing	A 2.5-story multi-family residence beneath a wide front gable roof, underscored by exposed rafter tails, with gable dormers on the sides and a narrower gable projection in the center of the front façade. The projection has thick frieze trim and roofs a 2-story porch on thick siding-clad piers, with another band of frieze trim above the first story that extends over the doors flanking either side of the porch. The house is clad in wood boards with wood shingle in the gable ends, and contains mainly one-over-one or three-over-one windows in wood trim with cornice lintels.
569-71 Westmoreland Ave	1928	1 Contributing	A 2.5-story residence beneath a front gable roof with exposed rafter tails on the sides, topped by a gable dormer on either side, and fronted by a centered nearly full-width porch with a flat roof. The porch has thick siding-clad piers with columns above and railing between, and the fenestration of the front façade is symmetrical with a main entrance on either side of the porch, a brick chimney in the center, and porch doors on either side of the chimney. The foundation is concrete except for the brick porch foundation, and the windows are one-over-one in trim, often paired or in threes.
572-74 Westmoreland Ave	ca. 1900	1 Contributing	A 2.5-story multi-family residence beneath a front gable with full eave return and shed dormers on either side and a half-width shed-roofed projection in the front. The dormers are clad in wood shingle, while the house is otherwise clad in vinyl novelty board, and it sits on concrete foundation. The windows are largely one-over-one in trim in the front, banded in groups of four in the projection, with six-over-one windows on the sides, and a single-sash nine-pane window above the front entrances.
605-29 Westmoreland Ave	-	not counted	Vacant Lot
633 Westmoreland Ave	-	not counted	Vacant Lot

Address	Date of Construction	Status	Description
637-39 Westmoreland Ave	1928	1 Contributing	A 2.5-story residence beneath a hipped roof with a hipped dormer in the front and on the south elevation, the roofline underscored by trim. The house is fronted by a 2-story full-width porch with square wood columns and wood railings. It sits on concrete foundation with vinyl siding, and contains one-over-one or three-over-one windows. The lot slopes upward from the street toward the house, with a steep set of stairs leading to the first-story entrance, but the driveway is level with the street and leads to a two-car garage built into the basement of the house.
643-45 Westmoreland Ave	ca. 1890	1 Contributing	A 2.5-story residence beneath a front gable with full eave return and a gable dormer on the south elevation and an overlapping, pedimented front gable projection. The windows are primarily six-over-one or one-over-one in trim save for a six-pane window in the gable projection, the foundation is concrete with glass-block windows, and the siding is vinyl. The lot slopes upward from the street toward the house, with a steep set of stairs leading to the first-story entrance, but the driveway is level with the street and leads to a two-car garage built into the basement of the house.
647-49 Westmoreland Ave	1928	1 Contributing	A 2.5-story residence beneath a front gable with full eave return and an overlapping, pedimented front gable projection. The windows are primarily one-over-one, the siding is vinyl, and the foundation is concrete block. The lot slopes upward from the street toward the house, with a steep set of stairs leading to the first-story entrance, but the driveway is level with the street and leads to a two-car garage built into the basement of the house.
653-55 Westmoreland Ave	1928	1 Contributing	A 2.5-story residence beneath a front gable with full eave return and an overlapping, pedimented front gable projection. The windows are primarily one-over-one, the siding is vinyl with narrow boards above the entrance and wider boards everywhere else, and the foundation is concrete block. The lot slopes upward from the street toward the house, with a steep set of stairs leading to the first-story entrance, but the driveway is level with the street and leads to a two-car garage built into the basement of the house.
659 Westmoreland Ave	1928	1 Contributing	A 2.5-story residence beneath an overhanging front gable roof, topped with gable dormers on the slope sides, and underscored by brackets on the gable end and exposed rafter tails on the slope sides. The house is clad in vinyl clapboard and sits atop concrete foundation, and the windows are one-over-one in trim with symmetrical front fenestration. The lot slopes upward from the street toward the house, with a steep set of stairs leading to the first-story entrance, but the driveway is level with the street and leads to a two-car garage built into the basement of the house.
801 Westmoreland Ave	ca.1950	Non-contributing	One non-contributing building (due to integrity).
809 Westmoreland Ave	ca. 1930	1 Contributing	A 1.5-story residence beneath a side gable roof with another narrower gable above it, which is in turn intersected by a wide, centered front gable. The gable ends contain stucco and decorative half-timbering while the house is otherwise clad in horizontal boards, and it sits atop cast block foundation. The windows are primarily one-over-one or six-over-one in trim, with the entrance beneath a small gable portico on the north bay of the front façade.
817 Westmoreland Ave	ca. 1930	1 Contributing	A 2.5-story residence beneath a steeply-pitched 1.5-story front gable front with a flared southern slope, intersected by a wide, shorter side gable on the north elevation. The side gable contains decorative half-timbering while the house is otherwise clad in wood shingle, with a concrete foundation. The fenestration is highly asymmetrical, with a doorway beneath a gable portico in the northern bay of the front façade, followed by a bay window of five four-over-four windows, and then tripartite four-over-four windows. The windows otherwise appear to be mostly one-over-one, and all are in trim.
818 Westmoreland Ave	1928	2 Contributing	A 2.5-story residence beneath a gable roof with cornice returns and raking trim, the gable end facing the street with the entrance located on the southern slope side. The east elevation is bisected by a brick chimney with quarter-circle windows on either side in the gable peak, and fronted by a hipped porch. The south elevation has a gable portico and entrance in the center, surrounded by six-over-one windows in trim with cornice lintels except for the second-story windows, which about the roofline trim.
822 Westmoreland Ave	ca. 1925	1 Contributing	A 2.5-story residence beneath a saltbox gable roof, with the slope extending toward the back elevation. The entrance is built into a gable vestibule with raking trim and an arched doorway, with a pair of six-over-one windows in trim on both stories to the south, and a single six-over-one window above the entrance. There is an arched opening for a walkway on the north elevation. The house is clad in shingles and sits atop concrete block foundation.

Address	Date of Construction	Status	Description
827 Westmoreland Ave	ca. 1920	2 Contributing	A 1.5-story Colonial Revival style single-family residence with clapboard siding and a side gable roof featuring returned eaves. The symmetrical east façade facing the street includes a central single entrance beneath an open gable one-bay porch supported by square wooden columns, flanked by a single 8/1 windows. A wide shed roof dormer extends from the front roof, with two narrow 2/2 windows in the center flanked by widely spaced 8/1 windows. The house, resting on a rusticated cast block foundation, is accompanied by a driveway on the north leading to a contributing detached one-car garage with a flat roof constructed of rusticated cast blocks.
828 Westmoreland Ave	ca. 1920	1 Contributing	A 2-story Dutch Colonial style single-family residence with clapboard siding and a complex front gable gambrel roof. The dominant west façade showcases a 1-story enclosed porch with a shallow hipped roof, featuring a triple six-over-one window on the south and a single one-over-one window on the north. An exterior brick chimney rises through the center of the west elevation, flanked by two single windows on the second story and two half lunette windows on the third half-story, while full-length shed roof dormers extend from the main gambrel roof on each side. The foundation is clad in concrete, and the lot rises sharply from the street with a north driveway and no garage.
832 Westmoreland Ave	ca. 1920	1 Contributing	A 1.5-story frame single-family residence with vinyl siding and a front-gable and wing plan. The east façade features an off-center single entrance within a 1-story front gable section on the north side, while a cross-gable wing extends to the south with four adjoining vertical single-pane windows. A shed roof dormer on the side gable wing includes a double one-over-one window. The house rests on an invisible foundation, and the lot slopes down from the street with a south driveway and no garage.
839 Westmoreland Ave	ca. 1920	1 Contributing	A 2-story frame single-family residence with wooden shingle siding and a side-gable saltbox style roof. The north side has a single entrance beneath a shallow gable cap, and the south side has a double six-over-one window, with two asymmetrical six-over-one windows on the second story. The house includes an exterior brick chimney, a secondary entrance on the north side, and rests on a rusticated cast block foundation. The lot slopes down from the street, revealing a raised basement at the rear, and a shared driveway on the south with 840 Westmoreland Avenue; there is no garage.
840 Westmoreland Ave	ca. 1975	Non-contributing	One non-contributing building (due to age).
846 Westmoreland Ave	ca. 1930	2 Contributing	A 1.5-story frame single-family residence with clapboard siding and a side gable roof, featuring a recessed east façade with a full-width 1-story enclosed porch. The porch has three bays separated by square fluted wood pilasters, including a central double 4/2 window and flanking triple 4/2 windows, with entrances on the north and south sides. The house includes a broad shed roof dormer on the front roof with a triple one-over-one window, a non-contributing 1-story shed roof addition to the rear, and a driveway on the north leading to a contributing one-car garage with a flat roof, constructed of rusticated cast block.
847 Westmoreland Ave	ca. 1920	2 Contributing	A 2-story frame single-family residence with Colonial Revival elements, clad in clapboard siding beneath a side gable roof. The symmetrical east façade features a central entrance beneath a broad arched roof cap supported by latticed columns, flanked by double six-over-one windows on each side on the first floor, and two small fixed-pane rectangular windows in the center above the entrance on the second story, flanked by single six-over-one windows. The house rests on a rusticated cast block foundation, and a south driveway leads to a detached one-car garage with a flat roof.
852 Westmoreland Ave	ca. 1920	1 Contributing	A 2-story frame single-family residence with vinyl siding and a front-gable gambrel roof. The symmetrical west façade facing the street features a central single entrance beneath a simple pedimented door cap, flanked by tripartite windows on each side on the first floor, and two double one-over-one windows on the second story. The lot rises sharply from the street with a concrete retaining wall and two flights of concrete stairs providing access to the north side of the façade. There is no visible driveway or garage.

Address	Date of Construction	Status	Description
857 Westmoreland Ave	ca. 1920	1 Contributing	A 1.5-story frame single-family Colonial Revival style residence, with vinyl siding and a steeply-pitched side gable gambrel roof. The east façade facing the street features a single off-center entrance flanked by modern one-over-one windows, and a less-than-full-width 1-story open porch with a hipped roof supported by three square wooden columns. The upper half-story above the west façade includes a dormer with a front gable gambrel in the center and a shed roof dormer on the lower roof junction, each with modern one-over-one windows. The house rests on a rusticated cast block foundation, and the lot slopes down from the street with a driveway on the south and no garage.
860 Westmoreland Ave	ca. 1930	1 Contributing	A 2.5-story residence beneath an overhanging, low-pitched side gable roof. The front façade is symmetrical, three bays wide, with a door in the center decorated by sidelights and a portico, flanked by tripartite windows, and three evenly-distributed eight-over-one windows on the second story, all windows in trim. The south elevation is bisected by a brick chimney, with a pent roof over the first story supported by brackets, a thick band of trim separating the gable, and six-over-one windows. The house is clad in wood boards.
865 Westmoreland Ave	ca. 1940	1 Contributing	A 1.5-story frame single-family residence with both Craftsman and Colonial Revival elements, clad in wooden shingles, and featuring a complicated side gable roof with pent eaves. The east façade facing the street includes an off-center entrance beneath a pedimented gable cap supported by square wooden columns, flanked by a double six-over-one window on the north and a full-height triple window on the south. The house has dormers projecting from the front roof, and a driveway on the south leading to an attached one-car garage in the raised basement.
868 Westmoreland Ave	ca. 1960	Non-contributing	One non-contributing building (due to age).
870 Westmoreland Ave	ca. 1935	1 Contributing	A 1.5-story frame single-family residence with a gable front and wing plan, clad in wooden shingles. The east façade features a central entrance within a projecting vestibule, and the front gable section has two modern bump-out square plant windows on the first story. The house rests on a rusticated cast block foundation, and there is an attached one-car garage with a driveway on the south side of the east façade.
871 Westmoreland Ave	ca. 1920	1 Contributing	A 1.5-story frame residence with wooden shingle siding and a steeply pitched side gable roof. The house features a 1-story open porch supported by three paired square wooden columns and a single door on the north and a double 2/2 window with vertical panes on the south, along with a projecting shed roof dormer. The foundation is not visible, and the lot is generally level with a driveway on the north and no garage.
874 Westmoreland Ave	ca. 1920	1 Contributing	A 2.5-story frame American Foursquare style house clad in stucco siding features a hipped roof with overhanging eaves. The west façade has a single door on the north and a polygonal bay on the south, with two evenly spaced double one-over-one windows on the second story. A full-width 1-story open porch with a shallow hipped roof is supported by Foursquare wooden columns, and a hipped roof dormer projects from the center of the front roof. The foundation is not visible, and the lot rises steeply from the street with access via two sets of concrete steps, without a driveway or garage.
883 Westmoreland Ave	ca. 1920	1 Contributing	A 2.5-story American Foursquare-style house, clad in clapboard siding. The west façade includes an off-center single door with broad windows on the first floor and two single one-over-one windows on the second floor. A full-width 1-story open porch with a shallow hipped roof is supported by Foursquare wooden columns on rusticated cast block bases. The house has gable dormers, a 2-story square bay on the north side, and rests on a rusticated cast block foundation. The lot rises steeply from the street with access via two sets of concrete stairs, and there is no driveway or garage.
906-08 Westmoreland Ave	-	not counted	Vacant Lot
918 Westmoreland Ave	ca. 1920	1 Contributing	A 2.5-story residence beneath a hipped roof underscored by trim, with trim running vertically down the wall corners as well. There is a gable dormer with full cornice return on the front façade, with shingles between the raking trim of the gable peak as opposed to the thin boards of the house proper, and a set of three attached one-pane windows in trim. The house is fronted by a full-width hipped porch with tapered columns atop stone piers, behind which are two large windows with transoms flanking the door. On the second story are two one-over-one windows in trim with cornice lintels abutting the roof trim.

Address	Date of Construction	Status	Description
919 Westmoreland Ave	1927	1 Contributing	A 2.5-story residence beneath a front gable roof with full cornice return, underscored by modillions and frieze trim, sitting atop concrete block foundation. The house is fronted by a full-width wood porch on square columns and flanked by a brick chimney on the north elevation. The windows are mainly six-over-one in trim with shutters, with a paired window without shutters in the gable end, and the second-story windows adjoin the frieze trim at their lintels.
922 Westmoreland Ave	ca. 1915	1 Contributing	A 2.5-story residence beneath a front gable roof with cornice returns, raking trim, and a gable dormer on the south elevation, fronted by a full-width hipped porch on rounded columns. The front façade is bisected by a brick chimney and is symmetrical, with porch doors on either side of the first story, six-over-one windows with shutters, trim, and cornice lintels on the second, a quarter-circle windows in the gable. The house sits on concrete block foundation. The second-story windows on the side elevations adjoin the frieze trim.
923 Westmoreland Ave	1934	1 Contributing	A 2.5-story residence with a side gable roof and prominent front gable roof dormer. The south elevation is bisected by a brick chimney. The off center front door is located under a full-width front porch that features exposed rafter tails and is supported by square columns. The residence is clapboard sided and the second story is shingle sided. The windows are six-over-one double-hung sash.
926 Westmoreland Ave	ca. 1925	2 Contributing	A 2-story residence beneath a gable-on-hip roof, with trim underscoring the roofline, fronted by a full-width enclosed porch beneath a shed roof. The porch has piers clad in the same siding as the house itself, with a wood lattice next to a ribbon of screen windows. The second-story windows on the front façade are six-over-one in trim with shutters, lintels abutting the roof trim, with six-over-one windows without shutters on the side elevations. There is a brick chimney containing multiple kinds of brick on the south elevation, and the house sits on cast block elevation. A driveway to the north leads to a garage.
929 Westmoreland Ave	ca. 1925	2 Contributing	A 2.5-story residence beneath an overhanging side gable roof, with a short, low-pitched shed dormer on the front, and a shed-roof full-width front extension. The extension contains sliding windows, with pairs of six-over-six windows in trim on the second story, and three grouped six-pane single-sash windows in the dormer. The house is clad in vinyl siding and sits atop concrete block foundation. There is a wood-shingled garage or shed in the backyard with a gable roof.
932 Westmoreland Ave	ca. 1925	2 Contributing	A 2.5-story residence beneath a front gable roof with cornice returns, raking trim, and a shed dormer on the south elevation, fronted by a full-width hipped porch on rounded columns. The house is clad in wood shingle and sits atop concrete foundation, with a brick chimney on the south elevation. There is an entrance on the north elevation beneath a small portico, with a square bay window on one side, a pair of windows on the other, and three windows distributed symmetrically over the second story, abutting the frieze trim. The front fenestration is likewise symmetrical with two six-over-one windows in the second story and a pair of six-over-one's in the gable, all in trim. A driveway to the north leads to a hipped two-car garage.
933 Westmoreland Ave	1924	1 Contributing	A 2.5-story residence beneath an overhanging side gable roof, fronted by a full-width hipped porch on square columns with wood railing, and sitting atop a concrete block foundation. The front fenestration is symmetrical, with a pair of one-over-one windows in trim in the center flanked by a single one-over-one window on either side, although the entrance is located instead of a window in the northern corner. There is a pair of six-over-one windows in either gable end.
936 Westmoreland Ave	ca. 1905	2 Contributing	A 2.5-story residence beneath a front gable roof with eave returns, fronted by a full-width hipped porch on rounded columns. The house is clad in horizontal siding and has a brick chimney on the south elevation. There is an entrance on the north elevation beneath a small portico, with a square bay window on one side, a pair of windows on the other, and three windows distributed symmetrically over the second story, abutting the frieze trim. The front fenestration is likewise symmetrical with two six-over-one windows in the second story and a pair of six-over-one's in the gable, all in trim with cornice lintels. A driveway to the north leads to a gable one-car garage.
937 Westmoreland Ave	1923	1 Contributing	A 1.5-story residence beneath a steep side gable roof, with a large central shed dormer in the front underscored by exposed rafter beams. The front slope extends over a full-width porch on slender rounded columns. The windows are six-over-one in trim, with two pairs in the dormer, a pair behind the porch, and two pairs on the north elevation flanked by six-pane single-sash windows, with the windows being otherwise individual.

Address	Date of Construction	Status	Description
942 Westmoreland Ave	ca. 1930	2 Contributing	A 2-story residence beneath a wide front gable roof with thick fascia board and brackets in the gables, fronted by a gable half-width projection in similar style. The main gable peak contains a pair of windows in trim with diamond-pane upper sash and blank lower sash, while the projection contains a pair of single-sash diamond-pane windows, below which is a group of three three-over-one windows in trim. Adjacent to the projection is a half-width porch with squat columns atop thick square piers, with exposed rafter tails under its shed roof. The house sits atop concrete block foundation, and a driveway to the south leads to a garage.
943 Westmoreland Ave	1922	2 Contributing	A 2.5-story residence atop concrete foundation and beneath a front gable roof with cornice returns and a gable dormer on the north elevation. The house is fronted by a full-width hipped porch on rounded columns, with stone veneer partially cladding the wall behind the porch, while the rest of the house is clad in wide horizontal siding. The first story on the front façade contains two six-over-one windows with shutters, with a tripartite window of six-over-one's above, enclosed in trim, and a half-circle window in the gable end. A driveway to the south leads to a small wood garage or shed with a gable roof.
946 Westmoreland Ave	ca. 1930	2 Contributing	A 2.5-story residence beneath a side gable roof with cornice returns, fronted by a full-width hipped porch on square, tapered columns. The house is clad in horizontal boards on the first story and wood shingle above, and it sits atop cast block foundation. The windows are one-over-one or occasionally six-over-one in trim, some with cornice lintels, and the second-story windows on the front façade project slightly out from the wall. A driveway to the north leads to a hipped two-car garage.
947 Westmoreland Ave	1923	1 Contributing	A 2.5-story residence beneath a front gable roof with cornice returns, fronted by a hipped full-width porch on rounded columns. There is an entrance on the north elevation beneath a gable portico with columns, which splits the elevation symmetrically into two halves of evenly distributed six-over-one windows in trim. The front façade is likewise symmetrical with a window in either half, these windows being six-over-one as well in trim with cornice lintels and shutters, though in the gable peak the windows are quarter-circle. The foundation is concrete with glass block windows.
953 Westmoreland Ave	ca. 1940	2 Contributing	A 2.5-story residence beneath a steeply pitched side gable roof, with half of the front slope extending even further to roof a small porch on square wood columns. There are two shed wall dormers on the front façade, each with a pair of six-over-six windows in wood trim, with one located inside the slope extension. There is a set of five grouped windows with diamond panes next to the door, with a metal canopy above. The house sits on brick foundation with concrete foundation visible even lower on the north elevation, where the driveway leads to a gable one-car garage.
954 Westmoreland Ave	ca. 1940	1 Contributing	A 2.5-story residence beneath a steep side gable roof with a center shed dormer in the front, all the rooflines underscored by exposed rafter tails. The front slope of the roof extends over a full-width porch supported by square columns atop brick piers. The windows are six- or eight-over-one in trim with cornice lintels, grouped in threes on the front façade and in the dormer. The house sits on concrete block foundation with glass block windows, and a driveway to the north leads to a gable one-car garage.
956 Westmoreland Ave	ca. 1920	2 Contributing	A 2.5-story residence beneath a low-pitched hipped roof, with a hipped dormer in the front and a nearly full-width hipped screened-in porch. The house sits on cast block foundation, and it has a symmetrical front façade with two one-over-one windows on the second story and a pair of single-sash windows in the dormer, all enclosed in trim with simple cornice lintels. A driveway to the north leads to a gable one-car garage.
957 Westmoreland Ave	1923	2 Contributing	A 2.5-story residence beneath an overhanging front gable roof, fronted by a hipped screened-in porch. The windows are one-over-one or single-sash with trim and simple cornice lintels. There is another entrance on the north elevation beneath a shed portico, where the driveway leads to a gable one-car garage. The house sits on concrete foundation.
962 Westmoreland Ave	1924	2 Contributing	A 2.5-story residence beneath a steep side gambrel roof, with a large gable dormer in the front containing standard six-over-one windows as well as a single-sash six-pane window in the gable peak. The front slope extends over a full-width porch on grouped square piers. The house sits on concrete block, contains mainly six-over-one windows in trim, and has a brick chimney on the south elevation. A driveway to the north leads to a gable one-car garage.

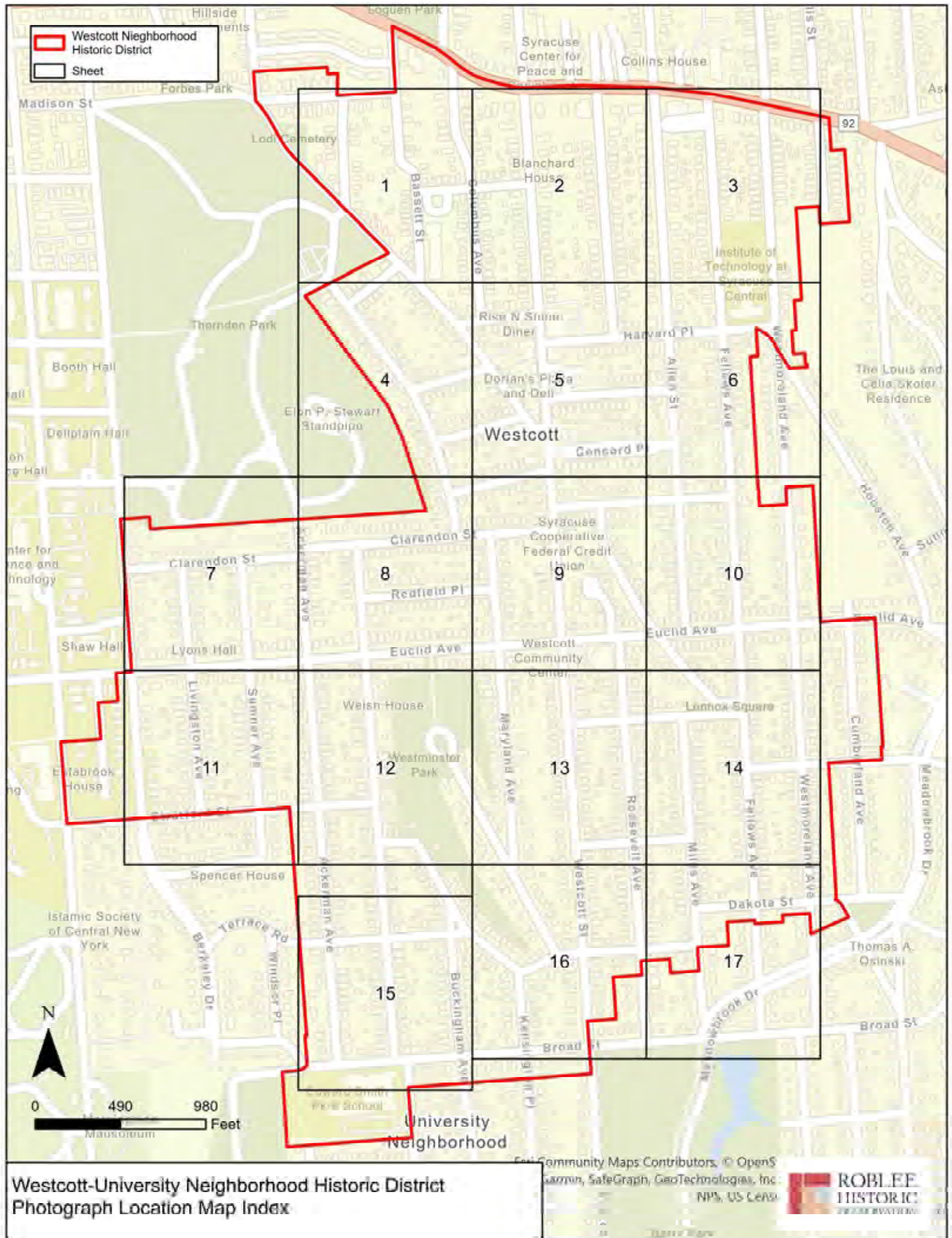
Address	Date of Construction	Status	Description
963 Westmoreland Ave	ca. 1920	2 Contributing	A 2.5-story residence beneath an overhanging side gable roof underscored by exposed rafter tails and gable end brackets, with a half-width front gable projection on the front façade and a short gable dormer atop the other half of the roof slope. The house is then fronted by a full-width porch with a gable entrance and brackets, supported by square tapered columns. The windows are one-over-one in trim with simple cornice lintels, and a band of trim separates the first and second stories, with the first story containing narrow horizontal boards and the second containing wood shingle. The south elevation has a brick chimney.
966 Westmoreland Ave	1919	2 Contributing	A 1-story residence beneath a side gable roof fronted by a half-width porch beneath a gable-on-hip roof, supported by paired square columns. The door behind the gable is flanked by eight-pane single-sash windows to either side, with three grouped one-over-one windows in the other half of the front façade, all windows and doors in trim. The house sits on concrete block foundation with a brick chimney on the south elevation. There is a gable garage or shed in the backyard.
967 Westmoreland Ave	1922	1 Contributing	A 2.5-story residence beneath a steep side gable roof underscored by exposed rafter tails, with a wide shed wall dormer on the front containing two one-over-one windows. The house is fronted by a small shed roof extension with sliding windows and vinyl siding, while the house itself contains alternating bands of narrow and wide wood shingles, with six-over-one windows on the side elevations. All of the windows are in trim. The house sits on cast block foundation.
971 Westmoreland Ave	ca. 1940	2 Contributing	A 1.5-story residence beneath a jerkinhead roof with the gable ends on the side elevations, fronted by a squat shed dormer with two pairs of squat one-over-one windows. The front door is in the center of the front façade, with a pair of one-over-one windows to the north and three grouped windows to the north, the center being six-over-six and the side windows being four-over-four; the windows throughout the house are enclosed in trim. There is a brick chimney on the south elevation and the house sits on concrete foundation. A driveway to the north leads to a shed with a jerkinhead roof.
972 Westmoreland Ave	1927	1 Contributing	A 1.5-story residence beneath a side gable roof with a gable dormer in the front, the slope ends underscored by exposed rafter tails. The front slope extends over a full-width porch with tall solid railings clad in the same siding as the house, and short square columns to support the roof. The house sits on cast block foundation and contains six-over-one or six-pane single-sash windows with a pair of six-over-one's in the dormer. A driveway to the north leads to a gable one-car garage.
976 Westmoreland Ave	1922	2 Contributing	A 2.5-story residence beneath a side gable roof with a gable dormer in the front, fronted by an enclosed shed roof porch with piers at the ends. The windows are six-over-six in trim with shutters on the front façade. The house sits on concrete block foundation, has horizontal siding on the first story, and alternating bands of narrow and wide wood shingles on the upper stories. A driveway to the north leads to a gable one-car garage.
977 Westmoreland Ave	ca. 1920	1 Contributing	A 2.5-story residence beneath a side gable roof, with a symmetrical front façade containing a centered bay window with a metal roof, and two gable wall dormers containing six-over-one windows in trim. The side elevations contain windows of the same style, and the entrance is on north elevation with a shed roof canopy. The house sits on concrete block foundation and is clad in shingle siding.
981 Westmoreland Ave	1923	1 Contributing	A 2.5-story residence beneath a front gable roof with barge board and thin bands of trim on the slope sides, with a small gable porch in the northern corner of the front façade, supported by square grouped columns. The windows are one-over-one in trim with wood shutters, with a tripartite window on the front façade, and a single-sash eight-pane window on the south elevation. The foundation is cast block, the first story is clad in narrow horizontal siding, and the second story has shingles, with a band of trim separating the two stories.
982 Westmoreland Ave	ca. 1940	2 Contributing	A 2.5-story residence atop cast block foundation and beneath a hipped roof with a gable dormer in the front, decorated by barge board and wood brackets. The house is fronted by a hipped full-width porch on square, tapered columns. The windows are six-over-one in trim with simple cornice lintels, paired in the dormer and grouped in three next to the entrance. A driveway to the north leads to a gable garage.
1007 Westmoreland Ave	ca. 1920	2 Contributing	A 2-story residence beneath an overhanging, low-pitched hipped roof, with the entrance on the north elevation recessed into a one-story front extension. The house sits on concrete block foundation and has vinyl clapboard siding. The windows are six-over-one in trim, with shutters on the front façade. A driveway to the north leads to a one-car garage with a gable-on-hip roof.

Address	Date of Construction	Status	Description
1008 Westmoreland Ave	ca. 1890	1 Contributing	A 1.5-story vinyl-sided residence beneath a side gable roof with shed dormers on either side and a shed-roofed full-width front porch on square columns. It is symmetrical on the side elevations, with two evenly-spaced windows on each floor, and the front elevation has a central window in the gable, a door in one bay with a window in the other. The windows are one-over-one in trim with lintels, and there is trim as well underscoring the gable eaves and along the corners of the shed dormers.
1012 Westmoreland Ave	ca. 1930	1 Contributing	A 1.5-story residence beneath a hipped roof with a central hipped dormer along the front and sides, the front slope of the roof topping a full-width porch. The porch has brick piers topped by square, tapered columns with geometric brackets, and a solid novelty-board railing spans the spaces between the piers. The windows are one-over-one or three-over-one in trim, grouped in threes on the front elevation and in the dormers, and the house sits on concrete block foundation with vinyl siding.
1013 Westmoreland Ave	ca. 1930	1 Contributing	A 2.5-story residence beneath a front gable roof with full eave return, with a 1-story front gable enclosed porch projecting from the front façade, a gable portico above the north elevation entrance. The porch has square columns with simple capitals with vertical wood boards below the windows, in contrast to the horizontal boards of the main volume. The windows are one-over-one in trim with lintels, with three-over-one paired windows in the gable peak.
1016 Westmoreland Ave	ca. 1890	1 Contributing	A 2-story residence beneath a front gable roof with an overlapping, 2/3-width front gable projecting from the front. A front porch with cast block half-walls and square columns wraps from the gable projection into the corner where the projection meets the main volume, where the front door is located. The foundation is cast block, the walls are wood shingle, the chimney is brick, and the windows are mainly one-over-one in trim, save for a casement window pair on the north and south elevation.
1017 Westmoreland Ave	ca. 1930	2 Contributing	A 2-story residence surmounted by an L-shaped cross gable roof, with a shed roof extension in the gap between the two gables and another extension to the back of the house. A hipped-roof enclosed porch spans the front of the house, containing ribbons of tripartite windows split by half-pilasters. The walls are vinyl and the windows are one-over-one in trim. A driveway to the south leads to a one-car garage beneath a gable roof.
1022 Westmoreland Ave	1924	1 Contributing	A 2.5-story residence beneath a front gable roof with cornice returns, a hipped-roof enclosed porch along the front, and a hipped-roof portico over the entrance on the north elevation. The house sits on cast block foundation and has clapboard siding, with one-over-one windows with trim and lintels. Mostly individual but paired in the gable end.
1023 Westmoreland Ave	ca. 1960	Non-contributing	One non-contributing building (due to age).
1027 Westmoreland Ave	ca. 1890	1 Contributing	A 1.5-story residence beneath a side gable roof, with overhanging eaves the front slope extending further at a lower pitch to roof a half-width entrance porch and a polygonal bay projection. Above the bay projection is a gable dormer with raking trim. The windows are uniformly one-over-one in trim. There is a small carport attached to the house on the north side of the bay projection.
1030 Westmoreland Ave	ca. 1935	1 Contributing	A 1.5-story residence beneath a steeply-pitched side gable roof, with a wide shed dormer up high on the front slope containing two paired windows. The front slope extends over a full-width enclosed porch wrapped with a ribbon of windows. The house has wood shingle, concrete block foundation, a brick chimney on the north elevation, and a variety of window sizes, all one-over-one with trim and lintels.
1031 Westmoreland Ave	ca. 1960	Non-contributing	One non-contributing building (due to age).
1035 Westmoreland Ave	ca. 1890	1 Contributing	A 2-story residence beneath a side gable roof with a centered front gable and a hipped extension to the back, each gable decorated by cornice returns. The center gable has wood shingle, while vinyl clapboard runs throughout the rest of the house and the windows are one-over-one in trim. The house is fronted by a hipped porch with wood-shingle piers topped by square columns.
1036 Westmoreland Ave	ca. 1935	1 Contributing	A 2.5-story residence beneath a side gable roof with cornice returns and a small hipped projection on the second story of the front elevation. The house is fronted by a full-width hipped porch with square columns and railing, and it sits atop cast block foundation. The windows are six-over-one in trim, with a pair of windows next to the front door.

Address	Date of Construction	Status	Description
1040 Westmoreland Ave	ca. 1875	1 Contributing	A 2-story residence atop irregular stone foundation, beneath a side gable roof with a front gable projection. The front gable slope extends further to the south, where it roofs a small entrance porch, while the first story on the front façade is polygonal in shape. The same is true under the side gable to the north. The windows are one-over-one in trim.
1041 Westmoreland Ave	ca. 1935	1 Contributing	A 2.5-story residence beneath a side gable roof with cornice returns, atop a cast block foundation, with wood shingle and a brick chimney on the south elevation. The entrance is on the northernmost bay of the front façade, with a gable awning on decorative brackets and a windowless gable dormer above. The windows are mostly one-over-one in groups, some with decorative upper panes, enclosed in trim and occasionally flanked by shutters.
1045 Westmoreland Ave	1889	1 Contributing	A 2-story residence beneath an L-shaped cross gable roof, with a centered gable along the north slope side and a hipped porch in the recess of the L. The windows are one-over-one in trim with shutters on the front gable volume. The roof overhangs with exposed rafter tails, and the porch is supported by grouped square columns.
1046 Westmoreland Ave	ca. 1925	1 Contributing	A 2.5-story residence beneath a steep side gambrel roof, where the back slope is shorter and saltbox-style while the front slope extends to roof a full-width front porch. There is a shed dormer in the front as well. The windows are six-over-one in trim, paired behind the porch and on the side elevations but individual otherwise, with single-pane windows on the north elevation. The house sits on cast block foundation, has novelty siding on the first story, and shingle on the second.
1048 Westmoreland Ave	1914	2 Contributing	A 2.5-story residence beneath a front gable roof with cornice returns, intersected by a cross gable on the slope sides, with the entrance below the cross gable on the north elevation. There is a simplified Classical pediment on columns by the door, and a half-width screened-in porch on the porch, adjacent to a polygonal bay. The bay is clad in board-and-batten siding, while the rest of the house is in horizontal siding, and the windows are largely six-over-six in trim with shutters on the front. A driveway to the north leads to a one-car garage beneath a hipped roof with wood barn doors.
1051 Westmoreland Ave	ca. 1930	2 Contributing	A 1.5-story residence beneath a steep side gable roof, with a longer front slope than back slope, and a full-width porch on square columns beneath the front slope. There is also a shed dormer containing three six-over-one windows in the front, with most of the fenestration being six-over-one or individual six-pane windows, all in trim. The house sits on cast block foundation, has horizontal boards on the first story, a band of trim to separate the stories, and a wood-shingled second story. A driveway to the north leads to a one-car garage with a gable roof and barn door.
1055 Westmoreland Ave	ca. 1935	1 Contributing	A 2-story residence beneath an overhanging side gable roof with a centered gable on the front slope. The front façade is symmetrical, with the door centered behind a nearly full-width hipped porch on turned-spindle posts, flanked by nine-over-one windows, with six-over-one windows beneath the centered gable on the second story. The windows and doors are in trim and are mainly one-over-one on the sides, there is trim down the front corners of the walls, and the house is clad in vinyl siding.
1056 Westmoreland Ave	ca. 1935	1 Contributing	A 2.5-story residence beneath a side gable roof with frieze trim and returns, fronted by a full-width enclosed porch and flanked by a brick chimney on the north elevation. The windows are one-over-one or six-over-one in trim, and the windows of the porch are separated by square half-columns. The house has vinyl siding and sits on cast block foundation. A driveway to the south leads to a one-car garage beneath a front gable roof.
1058 Westmoreland Ave	ca. 1875	2 Contributing	A 2.5-story residence surmounted by an L-shaped cross gable roof, although the slope of the front gable extends one bay further into the recess of the L, containing the entrance projection. The gables have frieze trim and returns with a band of trim running atop the decorative multi-pane window in the front peak. The windows are mainly one-over-one in wood trim or paired casement or sliding windows, and the house is clad in wide horizontal boards. A driveway to the south contains a one-car garage beneath a gable roof with clapboard siding.
1059 Westmoreland Ave	1990	Non-contributing	One non-contributing building (due to age).
1062-64 Westmoreland Ave	ca.1930	2 Contributing	A 2.5-story multi-family residence beneath an overhanging front gable roof, fronted by a 2/3-width 2-story porch with its own gable roof. The porch gable contains a half-circle window, though most windows are six-over-one in trim. The house sits on cast block foundation with horizontal siding on the first story and wood shingle on the second, and the two front doors are built into a small hipped vestibule projection.

Address	Date of Construction	Status	Description
1065 Westmoreland Ave	ca. 1935	2 Contributing	A 1.5-story residence beneath a side gable roof with eave returns, with a center gable projecting from the front over a small porch on square columns. The house sits on concrete foundation, had clapboard siding, and contains six-over-six windows, with a pair in the front flanked by shutters. A driveway to the south leads to a two-car garage beneath a hipped roof.
1067 Westmoreland Ave	ca. 1935	1 Contributing	A 1.5-story residence beneath a steep side gable roof, with the front slope extending to roof a full-width porch on square, tapered columns. The house sits on cast block foundation, has vinyl siding on the first story, and wood shingle above, the stories delineated by a band of trim. The windows are mainly one-over-one in trim, alongside glass block windows in the foundation and a tripartite window in the center gable dormer in the front, which one large center pane flanked by narrower panes.
1068 Westmoreland Ave	1932	2 Contributing	A 2.5-story residence atop cast block foundation, beneath a side gable roof with a shed dormer in the front. The front slope extends over an enclosed porch of six-over-one windows, the base clad in the same vinyl siding as the first story, with wood shingle on the second. Windows are largely six-over-one or one-over-one in trim, and there is a set of three grouped one-over-one windows in the shed dormer. A driveway to the north leads to a one-car garage with a hipped roof.
1072 Westmoreland Ave	ca. 1930	2 Contributing	A 2.5-story vinyl-sided residence beneath a steep front gable roof full cornice return and frieze trim that abuts the lintels of the second-story windows. The house is fronted by a gable screened-in porch with round columns and a railing of turned spindles, and there is a small entrance portico on the south elevation with turned spindle columns. The windows are one-over-one in trim with cornice lintels. A driveway to the south leads to a one-car garage with a gable roof.
1075 Westmoreland Ave	ca. 1930	1 Contributing	A 2.5-story residence beneath a side gable roof, fronted by a nearly full-width porch with a steep gable, and containing a gable dormer in the front. Each gable overhangs and has eave returns, and there is a small gable portico on the south façade. The front façade is symmetrical and the windows are largely three-over-one in trim, save for the one-over-one windows in the dormer. The porch is supported by rounded Classical columns.
1076 Westmoreland Ave	ca. 1925	2 Contributing	A 1.5-story residence beneath a low-pitched side gable roof with overhanging eaves, a gable dormer in front, and a gable 2/3-width front porch. The porch has thick piers clad in the same wood shingle as the house itself, there is a brick fireplace on the north elevation, and the first story windows in the front have diamond-paneled upper panes, while the dormer has two pairs of single-pane windows. A driveway to the north leads to a 1-car garage beneath a gable roof.
1077 Westmoreland Ave	ca. 1930	2 Contributing	A 2.5-story residence beneath a side gable roof with cornice returns, frieze trim, and trim at the corners of the walls and on the porch. The house sits on concrete block foundation and is clad in narrow clapboard, with one-over-one windows in trim. The windows on the south elevation and the second story windows in the front on have shutters. The first story in the front has an enclosed hipped porch, and the south elevation has a small portico before an entrance.
1105 Westmoreland Ave	1929	2 Contributing	A 2.5-story residence beneath a steep side gable roof with a gable dormer in the front. The front slope extends over an enclosed porch of two-over-two windows, with three grouped six-over-one windows in the dormer above, and an oriel window on the north elevation, and the windows have trim and simple cornice lintels. The house sits on cast block foundation and has horizontal siding on the first story in contrast with the wood shingle on the second. A driveway to the south leads to a one-car garage.
1080 Westmoreland Ave & Dakota*	ca. 1930	2 Contributing	A 2.5-story residence beneath a wide front gable roof with full cornice return and cross gables on both sides. The front façade on Dakota St contains a polygonal bay window as well as a hipped awning over the entrance, and its windows are primarily one-over-one in trim save for a small four-over-one in the center and a three-over-one in the gable. On the Westmoreland elevation the cross gable contains a single-sash window, and there is a hipped extension with frieze trim. The house sits on concrete block foundation and is clad in vinyl clapboard siding. A 1-story, 2-bay concrete block garage with a hipped roof faces Dakota Street.
1083 Westmoreland Ave & Dakota*	ca. 1945	2 Contributing	A 1.5-story residence beneath a side gable roof with eave returns and trim along the roofline, abutting the lintels of the windows. The windows are either one-over-one or two-sash sliding windows, flanked with shutters, and the door sits beneath a shed portico on turned spindle columns. The slope of the roof is cut off short as the house extends to the east for a one-car garage, creating space for a window above the garage. The house sits on concrete foundation and is clad in vinyl clapboard siding.

Address	Date of Construction	Status	Description
1100 Westmoreland Ave & Dakota*	ca. 1955	Non-contributing	One non-contributing building (due to age).
667 Westmoreland Ave & Harva*	ca. 1920	1 Contributing	One non-contributing building (due to integrity).
707 Westmoreland Ave & Harva*	ca. 1950	Non-contributing	One non-contributing building (due to age).
985 Westmoreland Ave & Monta*	ca. 1915	2 Contributing	A 2.5-story residence beneath a steep side gambrel roof, with gambrel ends adorned by raking trim, and a wide shed roof dormer on the front façade. There is a screened-in porch on the west elevation, a gable portico with cornice returns in front of the centered entrance, and a 2-story hipped extension on the east elevation, with the gambrel peak still exposed. The windows are six-over-one in trim with cornice lintels, and they are paired on either side of the entrance as well as in the dormer, separated by an individual window between them. The house sits on concrete foundation and there is a brick chimney on the west elevation that symmetrically bisects the wall, with quarter-circle windows on either side toward the peak.
986 Westmoreland Ave & Monta*	ca. 1920	1 Contributing	A 2.5-story residence beneath a side gable roof with cornice returns and thin trim along the roofline, flanked by an attached one-car garage to the west made of the same concrete block as the foundation. The front façade of the house is symmetrical, with a recessed door beneath a small hipped awning with modillions in the center, with six-over-one paired windows on either side and a row of three six-over-one windows above, all in trim with cornice lintels or abutting the roof trim. The west gable end contains a half-circle window while the east gable end contains two quarter-circle windows, bisected by a brick chimney, with a screened-in porch along the east elevation beneath a hipped roof with modillions.
1000 Westmoreland Ave & Monta*	ca. 1930	1 Contributing	A 2-story residence beneath a side gable roof with full eave return, a wide shed roof gable on the front and a hipped full-width porch beneath, supported by square columns. The windows in the dormer are six-over-one in trim with cornice lintels, and the dormer and gable ends are clad in alternating bands of wide and narrow shingles in contrast with the wide boards of the first story. The windows are mainly six-over-one with single-sash six-pane windows as well. There is a brick chimney on the south elevation.
1003 Westmoreland Ave & Monta*	ca. 1930	1 Contributing	A 2.5-story residence beneath a low-pitched hipped roof with hipped dormers on the sides, fronted by a hipped full-width porch on square columns. The house sits on concrete foundation. The windows are one-over-one in trim with cornice lintels and shutters, except for the shorter four-pane windows in the dormers, with the fenestration being symmetrical on the front façade. There is a hipped back porch as well with a wood-sided enclosed section.



Westcott Neighborhood Historic District
 Sheet

Westcott-University Neighborhood Historic District
 Photograph Location Map Index


Community Maps Contributors, © OpenStreetMap, SafeGraph, GeoTechnologies, Inc.
 NPS, US Census



 Westcott Neighborhood Historic District
 Photograph Location



Westcott-University Neighborhood Historic District
 Photograph Location Map Sheet 1 of 17

Roblee Historic Preservation
 www.roblee.com


Westcott Neighborhood
 Historic District
 Photograph Location



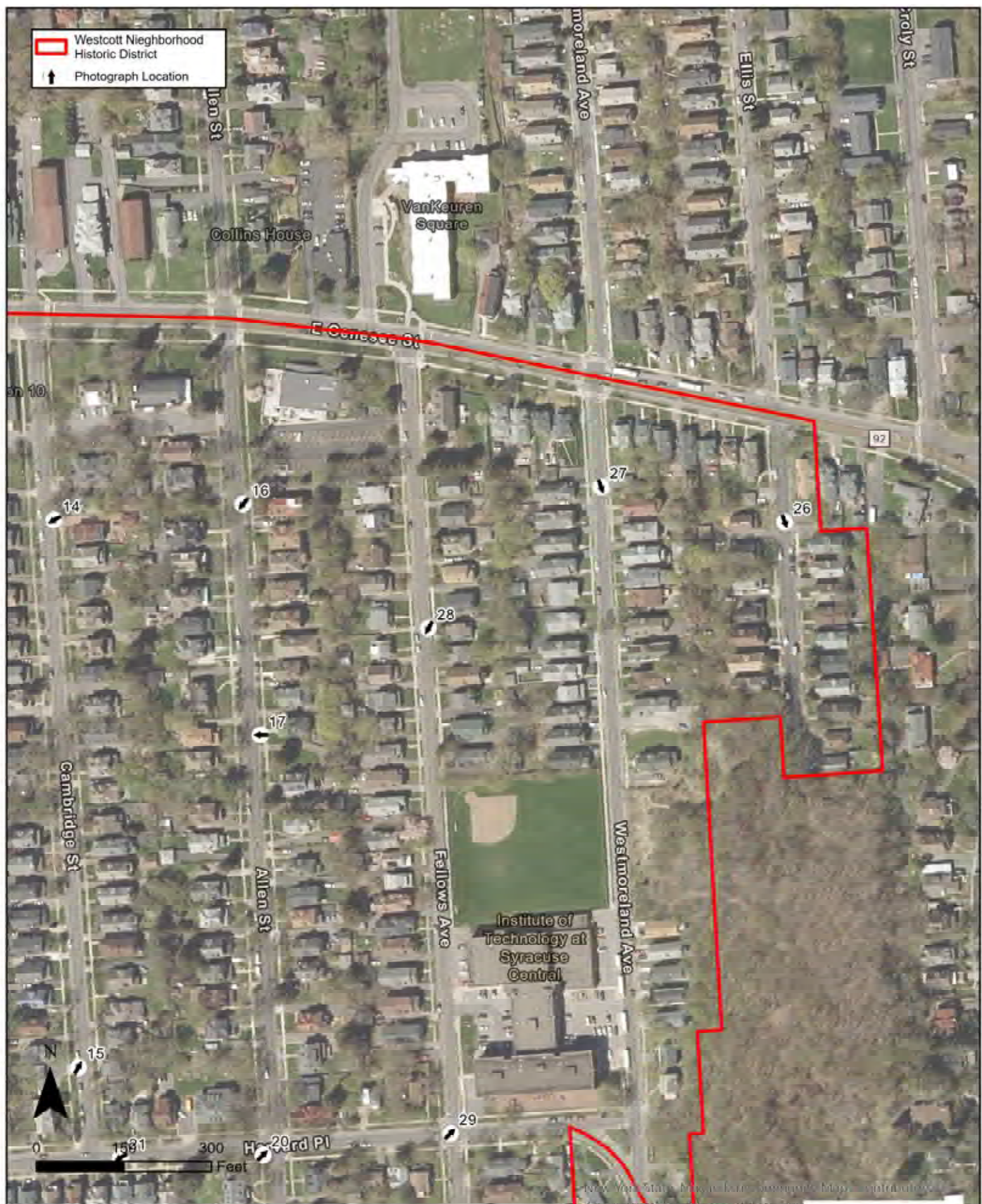
Westcott-University Neighborhood Historic District
 Photograph Location Map Sheet 2 of 17



New York State Historic Maps © 2011 Roblee Historic Preservation, Inc. All rights reserved. This map is a reproduction of a map published in 1900.



Westcott Neighborhood
Historic District

Photograph Location

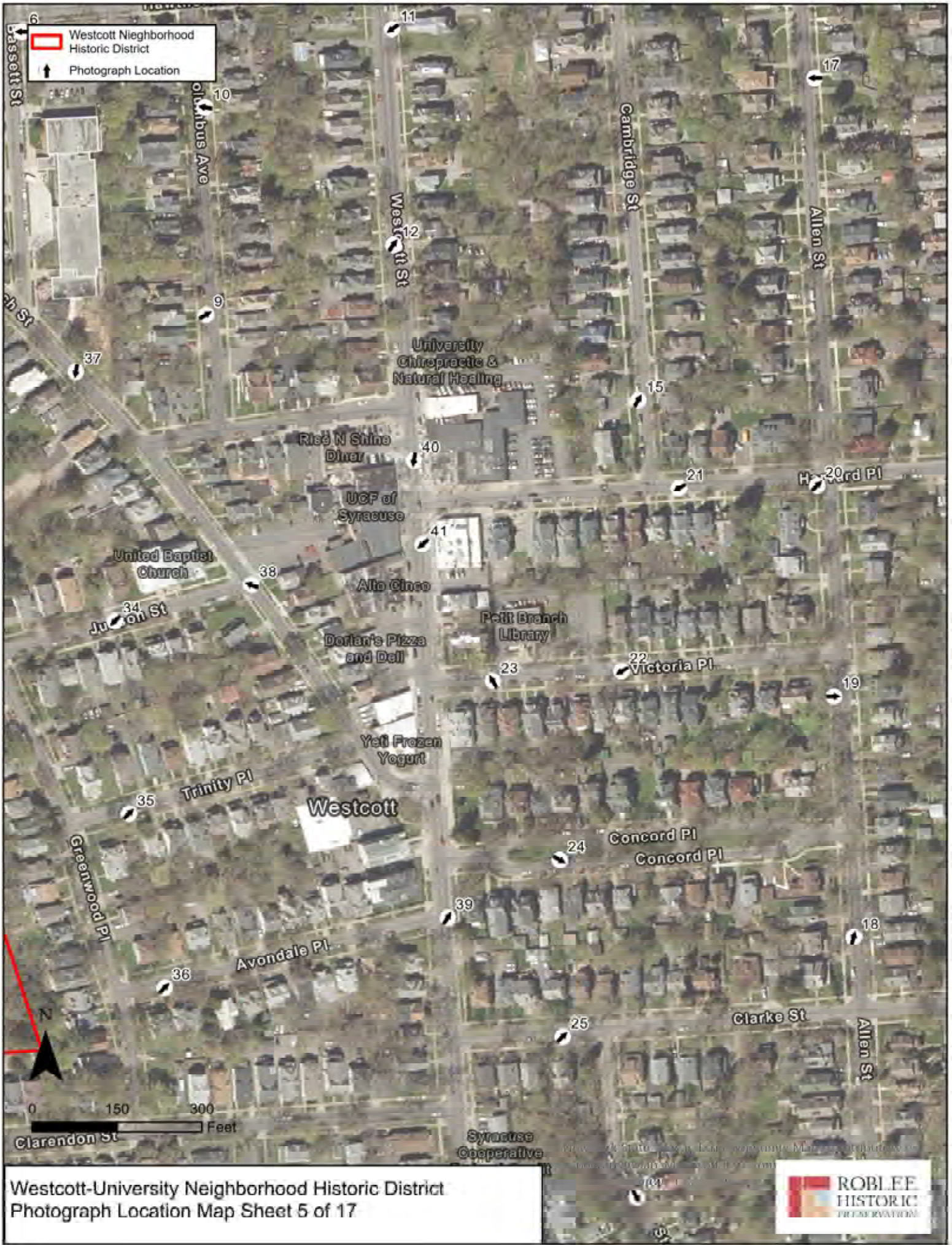


Westcott-University Neighborhood Historic District
Photograph Location Map Sheet 3 of 17



 Westcott Neighborhood Historic District
 Photograph Location



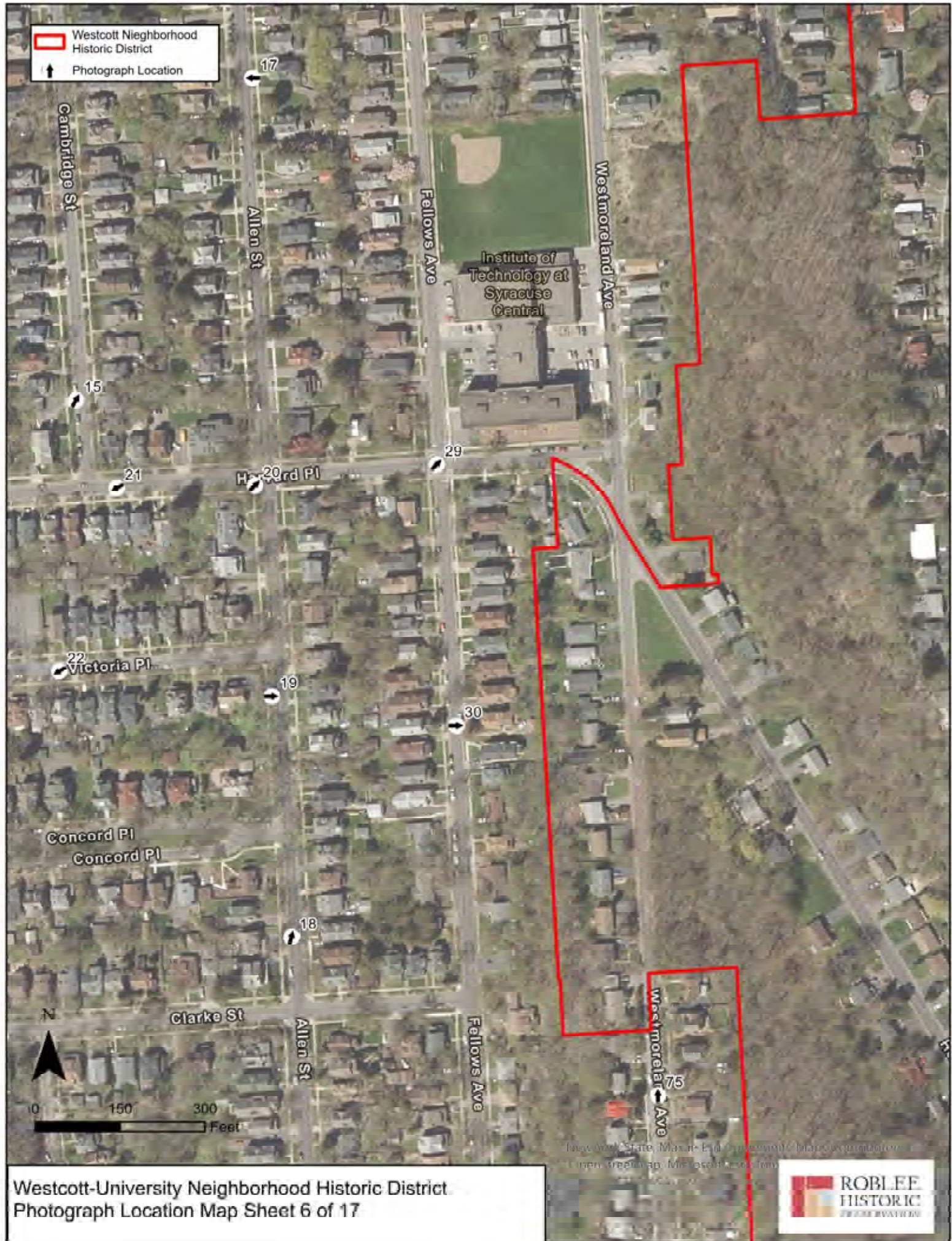


Westcott Neighborhood
Historic District

Photograph Location

Westcott Neighborhood
Historic District



Photograph Location

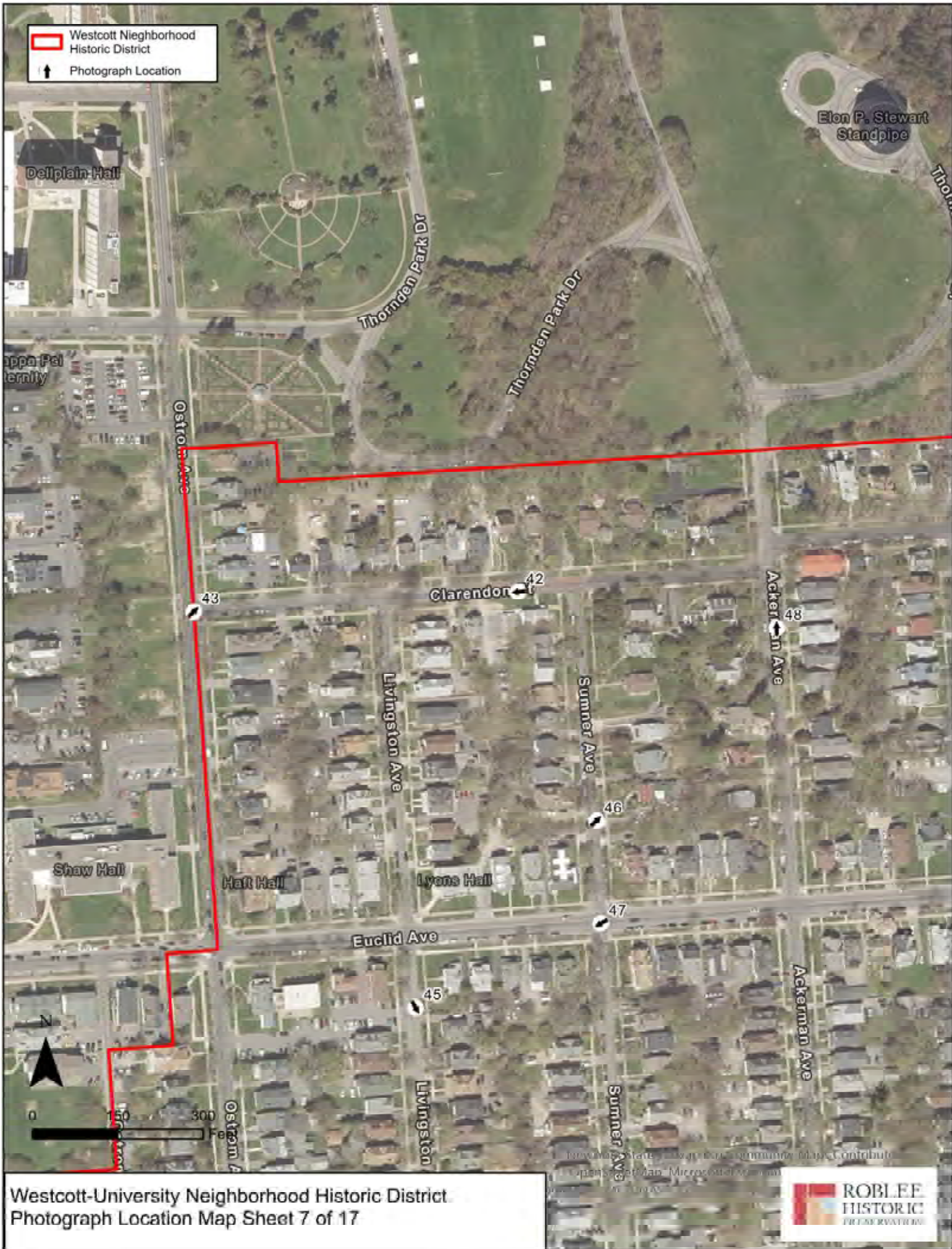


Westcott-University Neighborhood Historic District.
Photograph Location Map Sheet 6 of 17

New York State, Maxar, Inc., and Microsoft Maps provided
the aerial imagery. Microsoft provided the
street names.



 Westcott Neighborhood Historic District
 Photograph Location



- Westcott Neighborhood Historic District
- Photograph Location

Elon P. Stewart Standpipe

Thornden Park Dr

Trinity Pl

Westco

Greenwood Pl

Avondale Pl

50 Clarendon St

Ackerman Ave

Lancaster Ave

Redfield Pl

Maryland Ave

Sumner Ave


Euclid Ave

Ackerman Ave

Walsh House

59


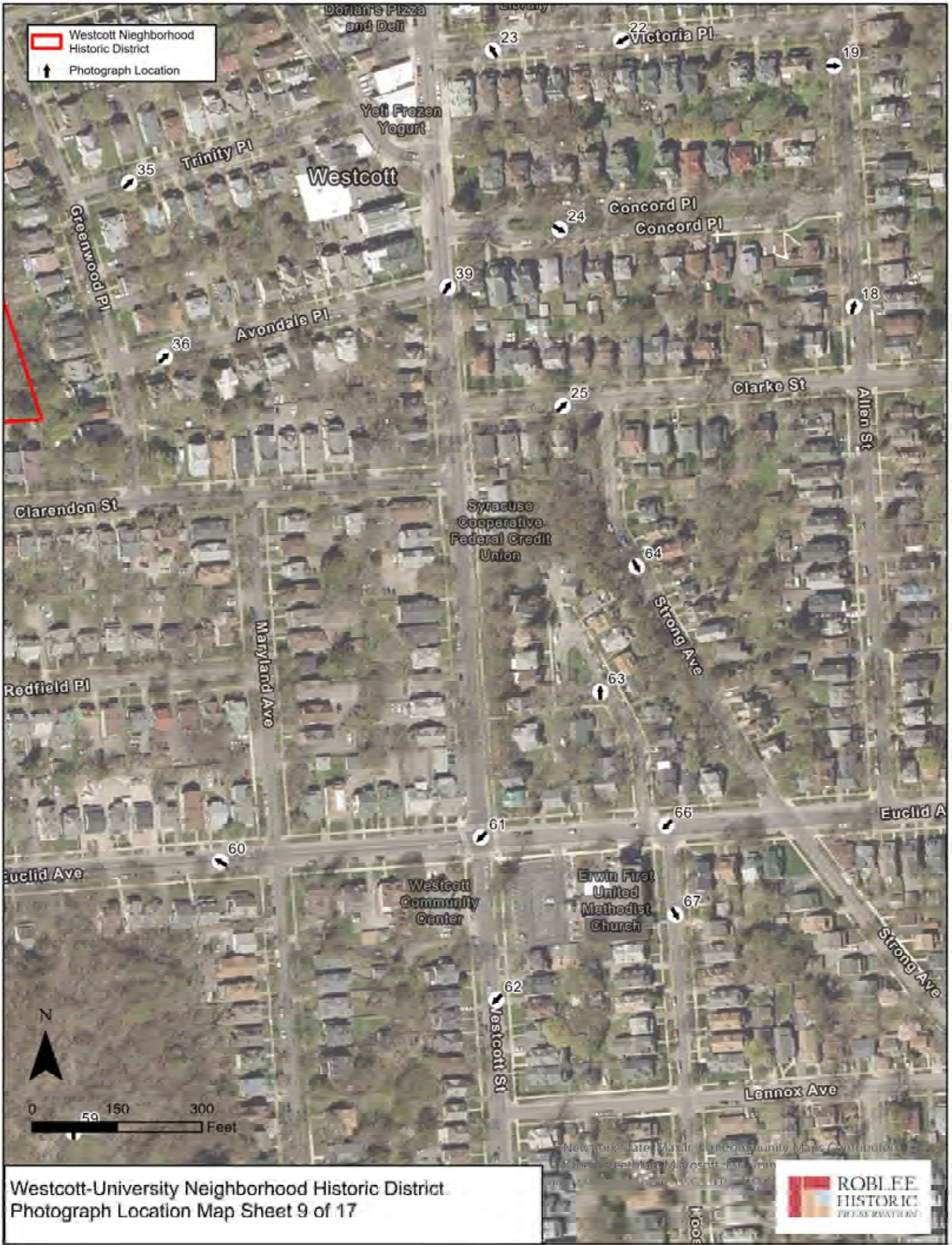
58



© 2014 Roblee Historic Preservation. All rights reserved. This map is a derivative work of the Roblee Historic Preservation GIS database. It is not to be used for any other purpose without the express written permission of Roblee Historic Preservation.

Westcott Neighborhood
Historic District

Photograph Location



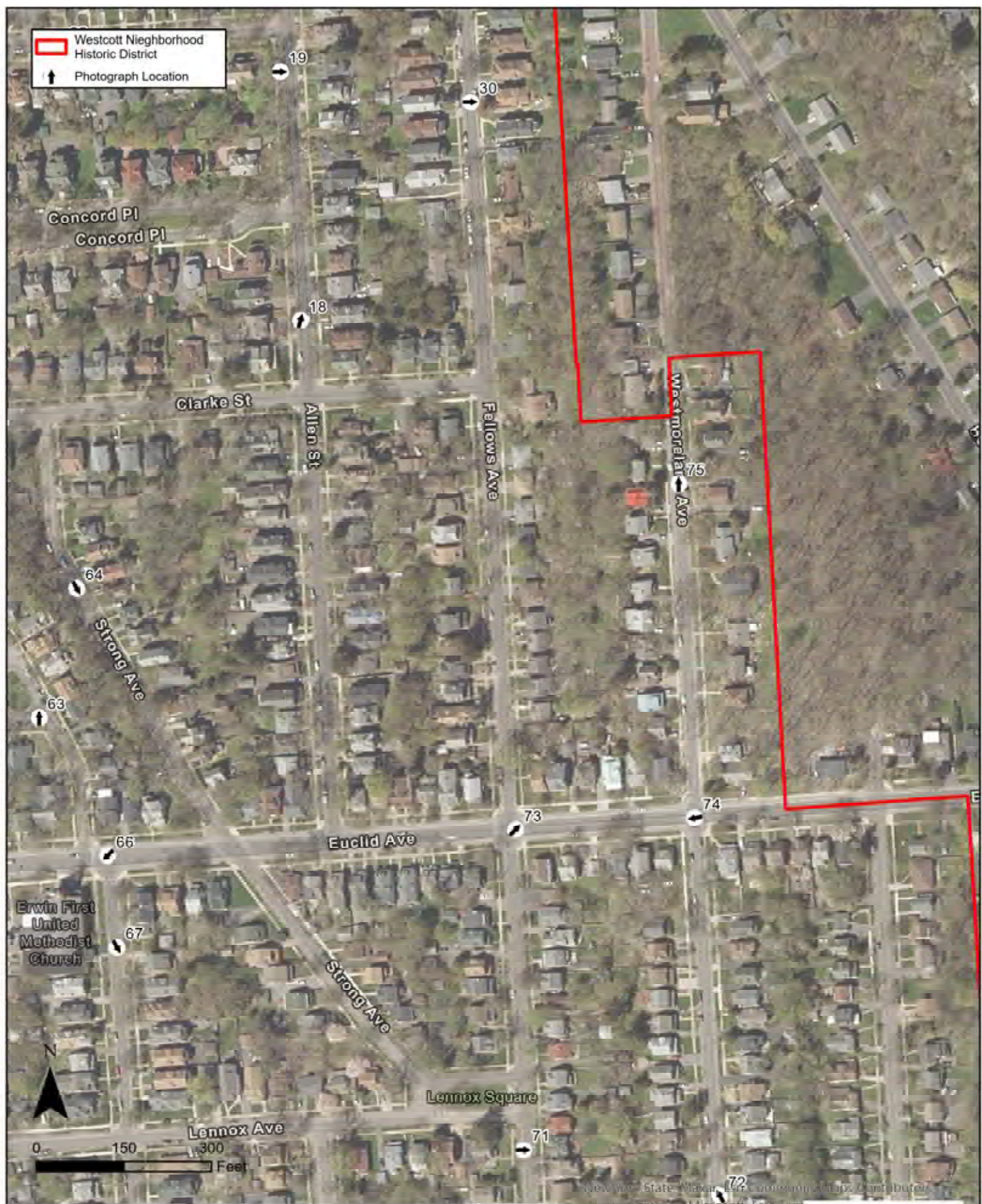
Westcott-University Neighborhood Historic District
Photograph Location Map Sheet 9 of 17



New York State, Albany, and Community Maps Contributors
City of Syracuse, Syracuse, and Microsoft Team
www.syracuse.gov, www.robleehistoric.com



Westcott Neighborhood
Historic District

Photograph Location

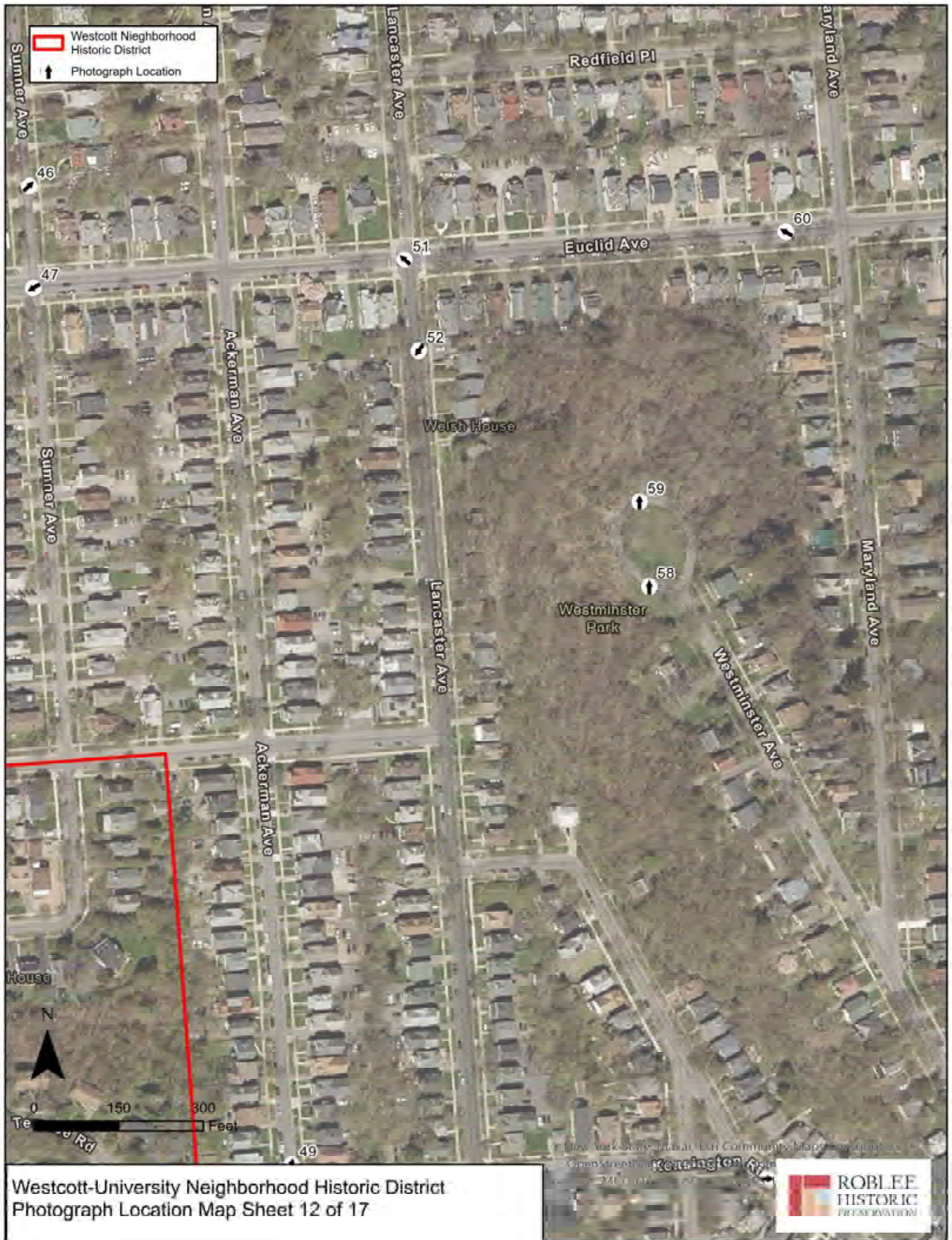


Westcott-University Neighborhood Historic District
Photograph Location Map Sheet 10 of 17



 Westcott Neighborhood Historic District
 Photograph Location





Westcott Neighborhood Historic District
Photograph Location


Westcott-University Neighborhood Historic District
Photograph Location Map Sheet 12 of 17



New York State Map and Community Maps Division
Copyright © 2011 by the State of New York
www.mpa.state.ny.us

Westcott Neighborhood
Historic District

↑ Photograph Location

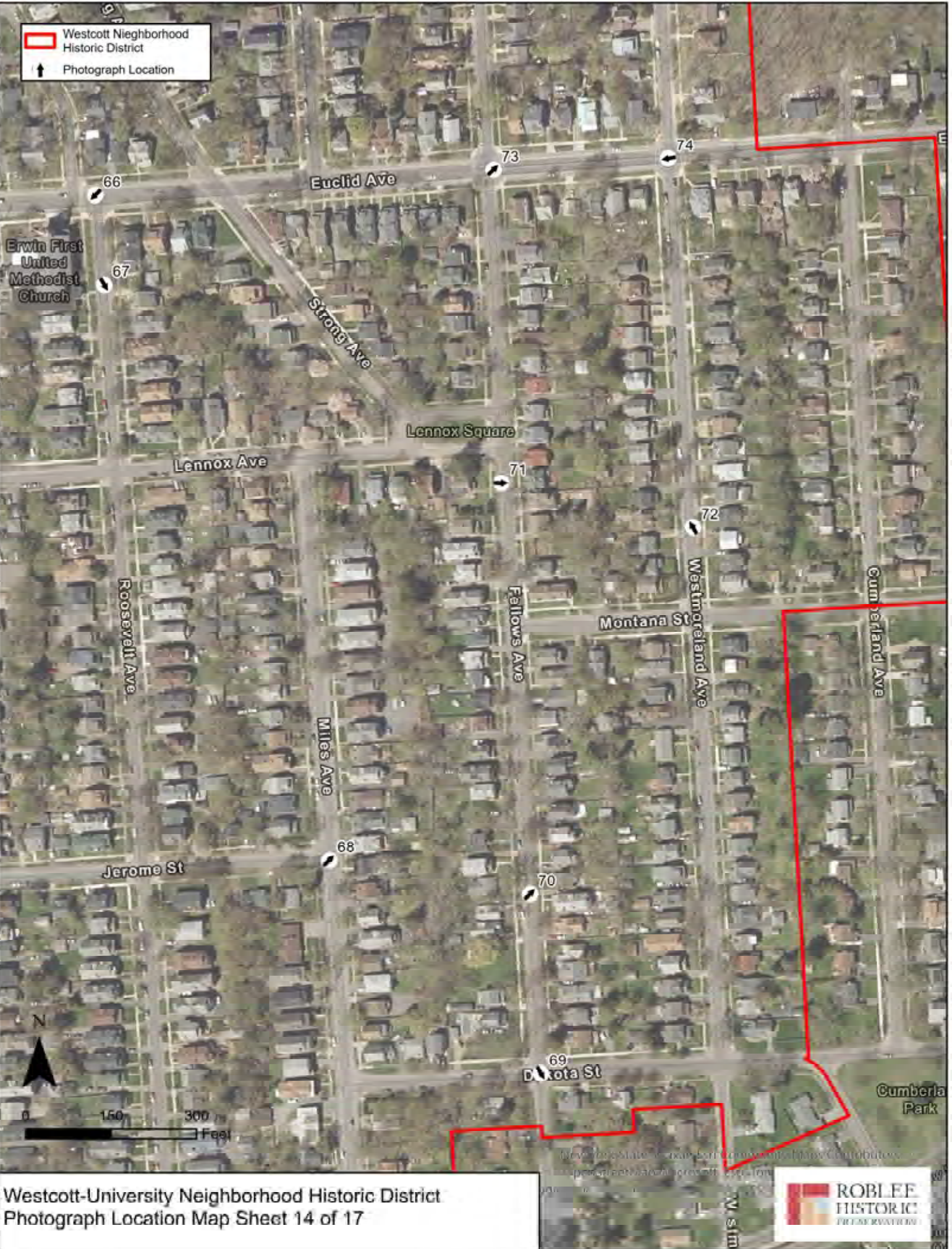


Westcott-University Neighborhood Historic District
Photograph Location Map Sheet 13 of 17

ROBLEE
HISTORIC
PRESERVATION

Westcott Neighborhood
Historic District

Photograph Location





Westcott-University Neighborhood Historic District
Photograph Location Map Sheet 14 of 17

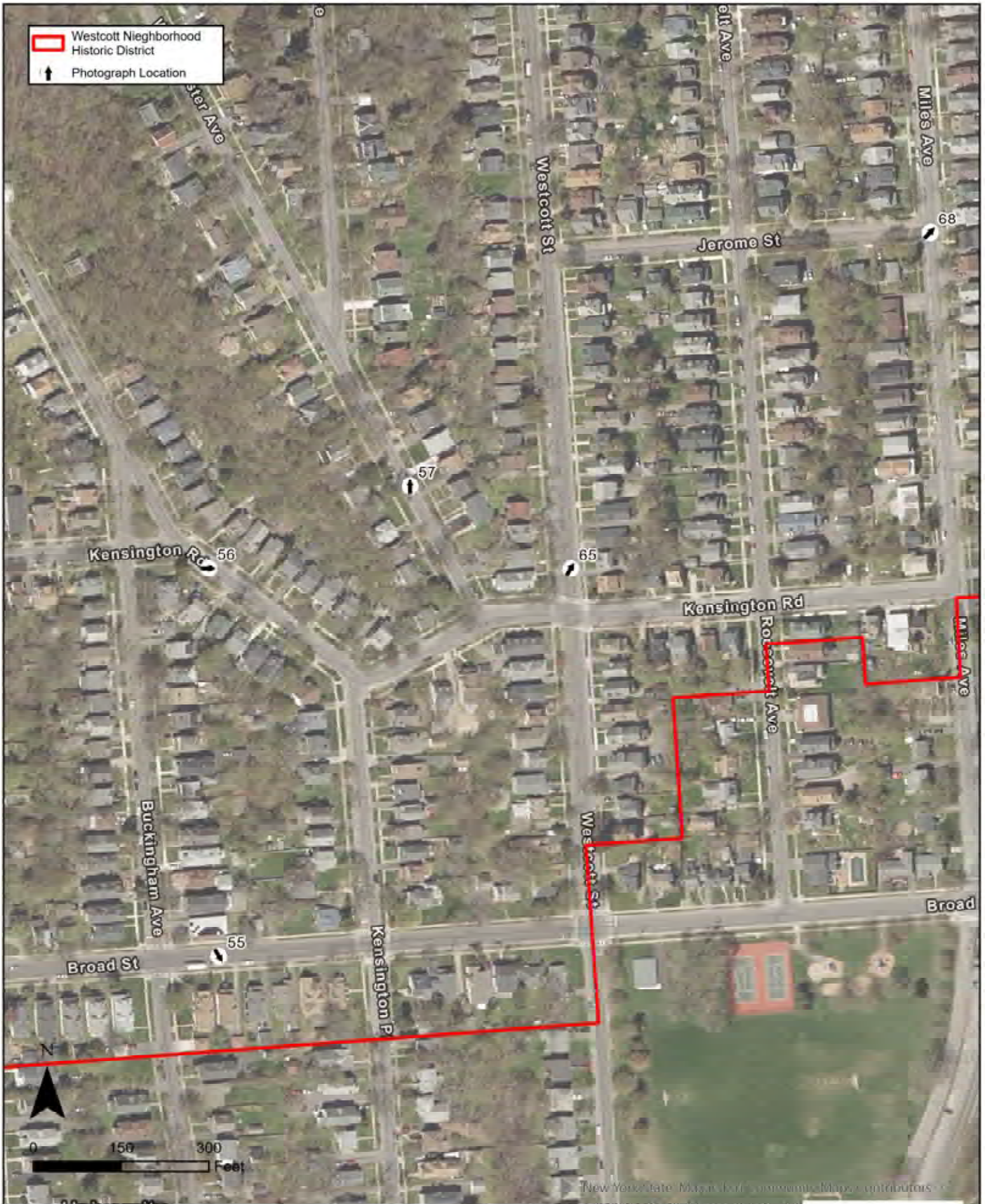


Westcott Neighborhood
Historic District

Photograph Location



 Westcott Neighborhood Historic District
 Photograph Location



Westcott Neighborhood Historic District
 Photograph Location



Westcott-University Neighborhood Historic District
 Photograph Location Map Sheet 17 of 17















SCHOOL

SPEED
LIMIT
20

RT




NO STOPPING HERE TO CORNER


PARKING PERMITTED FROM 6PM ODD DAYS TO 6PM EVEN DAYS





























































For Sale



















THE UNIVERSITY OF
VIRGINIA

S Birch St
10000

10000







NO STOPPING ANY TIME
NO STOPPING FIRE LANE

Blue parking sign

Blue parking sign

Blue parking sign

Blue parking sign

Blue parking sign



































BL000 St
100' West


NO PARKING
ANYTIME




50












NO STOPPING HERE TO CORNER

NO STOPPING ANY TIME





RESIDENTS ONLY

NO TURN ON RED


RESERVED






















505

505

505





