

## ~ Completion Form ~

If you have 40 stamps,  
**CONGRATULATIONS, you have  
completed the 2017 Central  
Region Geocaching Challenge.**



Name: \_\_\_\_\_

Geocaching Nickname: \_\_\_\_\_

Address: \_\_\_\_\_

Phone: \_\_\_\_\_

Email: \_\_\_\_\_

How long have you been geocaching?

- New cacher                       < 1 year  
 1-5 years                          > 5 years

Where did you hear about the Central Region  
Geocache Challenge?

- NYS Parks Website/Facebook     at a State Park  
 www.geocaching.com                 Other:

Do you own a NYS Parks Pass?     yes     no

If yes, was the Geocache Challenge the reason for your  
purchase?                                 yes     no

Have you completed a NYS Parks Challenge  
in previous years?                       yes     no

Would you be interested in volunteering in helping to  
place caches for next year's NYS Parks Challenge?  
    yes     no









Would you be interested in volunteering with NYS  
Parks for other events?                 yes     no

**Verification and coins available at:** Fort Ontario,  
Delta Lake, Green Lakes, Chenango Valley and  
Oquaga Creek State Parks

Park Representative: \_\_\_\_\_

Date: \_\_\_\_\_

## How to Play the Game

-  Pick up a Central Region Geocache Challenge Passport at a participating park or historic site office, or download a copy from [www.nysparks.com](http://www.nysparks.com).
-  Go to [www.geocaching.com](http://www.geocaching.com) to get the coordinates for each cache in the challenge, and then plug them into your GPS unit or download the app.
-  Go to each of the participating parks and historic sites.
-  When you find each cache, sign the logbook and look for the unique stamp in each cache to stamp your passport. You may take or trade items in the cache, but leave the stamp behind for other cachers!
-  When you find caches at a park or historic site, feel free to stop by the park office and let us know how it went.
-  We love to see your photos! Share your photos on either [geocaching.com](http://geocaching.com) or on our Facebook pages.
-  When you have successfully stamped your passport with 40 of the total 70 caches, you will be eligible for a highly collectible, unique, and trackable geocoin. Bring your completed passport to any park listed on the entry form before November 11, 2017 (Veteran's Day). Staff will verify that you have completed the challenge, and you will receive your trackable geocoin.
-  Expand your travels and visit the Saratoga Region. Find any 10 caches in the NYS Parks Saratoga-Capital District Geocache Challenge and they will count toward your goal of 40 caches in the Central Region Geocache Challenge!

### Central Region Parks and Historic Sites

Battle Island State Park	(315) 593-3408
Betty & Wilbur Davis State Park	(607) 638-5421
Bowman Lake State Park	(607) 334-2718
Chenango Valley State Park	(607) 648-5251
Chittenango Falls State Park	(315) 655-9620
Clark Reservation State Park	(315) 492-1590
Delta Lake State Park	(315) 337-4670
Fort Ontario State Historic Site	(315) 343-4711
Gilbert Lake State Park	(607) 432-2114
Glimmerglass State Park	(607) 547-8662
Green Lakes State Park	(315) 637-6111
Herkimer Home State Historic Site	(315) 823-0398
Hyde Hall State Historic Site	(607) 547-5098
Lorenzo State Historic Site	(315) 655-3200
Old Erie Canal State Historic Park	(315) 687-7821
Oquaga Creek State Park	(607) 467-4160
Pixley Falls State Park	(315) 337-4670
Robert V Riddell State Park	(607) 432-2114
Sandy Island State Park	(315) 387-2657
Selkirk Shores State Park	(315) 298-5737
Verona Beach State Park	(315) 762-4463

# 2017 Central Region Geocache Challenge

## May 28 to November 11

Join the region-wide treasure  
hunt with

**New York State Parks and  
Historic Sites!**



Visit [NYS Parks.com](http://NYS Parks.com) for more information



**Parks, Recreation  
and Historic Preservation**

